

**FINAL
GRAPE CRUSH REPORT
1989 CROP**

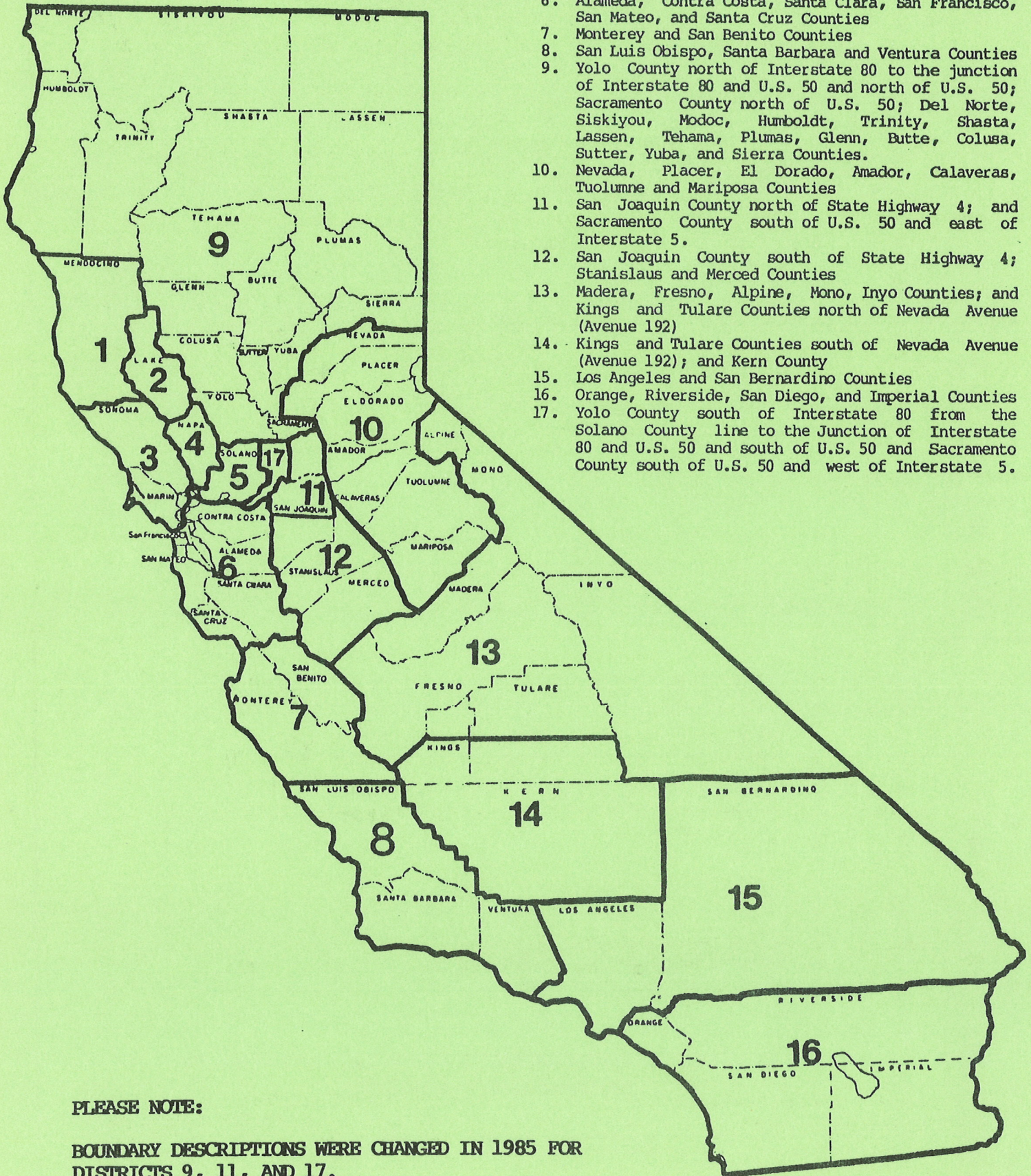
MARCH 9, 1990

**CALIFORNIA DEPARTMENT OF FOOD AND AGRICULTURE
SACRAMENTO, CALIFORNIA**

HENRY J. VOSS, DIRECTOR

MAP & DEFINITIONS
OF CALIFORNIA
GRAPE PRICING DISTRICTS

1. Mendocino County
2. Lake County
3. Sonoma and Marin Counties
4. Napa County
5. Solano County
6. Alameda, Contra Costa, Santa Clara, San Francisco, San Mateo, and Santa Cruz Counties
7. Monterey and San Benito Counties
8. San Luis Obispo, Santa Barbara and Ventura Counties
9. Yolo County north of Interstate 80 to the junction of Interstate 80 and U.S. 50 and north of U.S. 50; Sacramento County north of U.S. 50; Del Norte, Siskiyou, Modoc, Humboldt, Trinity, Shasta, Lassen, Tehama, Plumas, Glenn, Butte, Colusa, Sutter, Yuba, and Sierra Counties.
10. Nevada, Placer, El Dorado, Amador, Calaveras, Tuolumne and Mariposa Counties
11. San Joaquin County north of State Highway 4; and Sacramento County south of U.S. 50 and east of Interstate 5.
12. San Joaquin County south of State Highway 4; Stanislaus and Merced Counties
13. Madera, Fresno, Alpine, Mono, Inyo Counties; and Kings and Tulare Counties north of Nevada Avenue (Avenue 192)
14. Kings and Tulare Counties south of Nevada Avenue (Avenue 192); and Kern County
15. Los Angeles and San Bernardino Counties
16. Orange, Riverside, San Diego, and Imperial Counties
17. Yolo County south of Interstate 80 from the Solano County line to the Junction of Interstate 80 and U.S. 50 and south of U.S. 50 and Sacramento County south of U.S. 50 and west of Interstate 5.



PLEASE NOTE:

BOUNDARY DESCRIPTIONS WERE CHANGED IN 1985 FOR
DISTRICTS 9, 11, AND 17.

TABLE OF CONTENTS	<u>PAGE</u>
GRAPE CRUSH EXPLANATIONS	1
TABLE 1: Grapes for Crushing: State totals by type and variety, weighted average degrees Brix, and weighted average dollars per ton, 1988-89	6
TABLE 2: Tons of grapes crushed by California processors from the 1989 crop by type, variety, and reporting district where grown, with comparisons	8
TABLE 3: Weighted average degrees Brix for all grapes crushed by California processors from the 1989 crop by type, variety, and reporting district where grown, with comparisons	12
TABLE 4: Tons of grapes purchased for wine, concentrate, juice, vinegar, and beverage brandy, by California processors from the 1989 crop by type, variety, and reporting district where grown, with comparisons	14
TABLE 5: Weighted average degrees Brix for all grapes purchased for wine, concentrate, juice, vinegar, and beverage brandy, by California processors from the 1989 crop by type, variety, and reporting district where grown, with comparisons	18
TABLE 6: Weighted average grower returns per ton, delivered basis, purchased for wine, concentrate, juice, vinegar, and beverage brandy, by California processors from the 1989 crop by type, variety, and reporting district where grown, with comparisons	20
TABLE 7: Tons of grapes purchased by California processors as distilling material other than beverage brandy from the 1989 crop by type and variety, with comparisons	24
TABLE 8: Base price paid to growers for grapes crushed, delivered to California processors, from the 1989 crop, with Brix factors and percent of purchased tonnage, by type, variety, reporting district where grown, and weighted average base price	25
TABLE 8: (Supplement) Brix adjustment factor	55
TABLE 9: Tons of grapes crushed to growers' accounts by California processors from the 1989 crop by type, variety, and reporting district where grown, with comparisons.	63

COMPILED AND PUBLISHED BY:

California Agricultural Statistics Service
1220 N Street, Room 243
P.O. Box 942871
Sacramento, CA 94271-0001
(916) 445-3214

AND

Federal-State Market News Service
1220 N Street, Room 216
P.O. Box 942871
Sacramento, CA 94271-0001
(916) 445-5721

GRAPE CRUSH REPORT

OVERVIEW

Information contained in this Report was supplied by processors to fulfill the reporting requirements of Section 55601.5 of the Food and Agricultural Code.

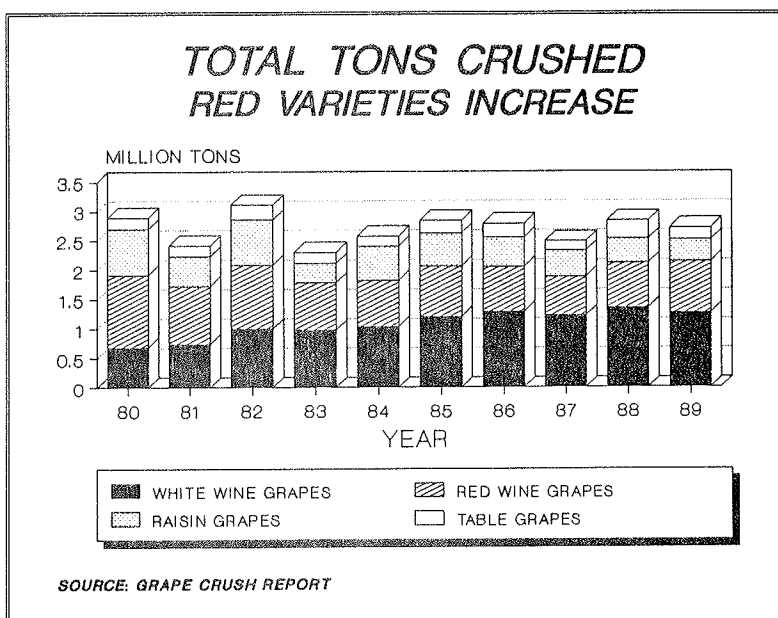
The Final Grape Crush Report includes all grape tonnage crushed and purchased during the 1989 season. Changes in tonnage, Brix, and prices from the preliminary report to this final report were due to: additional purchased tonnage and prices from reference price contracts that were in effect prior to January 1, 1977 and were priced by February 25, 1990; late reports; and corrections to the original data. Reporting errors by some processors have caused a change in some district/variety entries.

Details of the crushed tonnage, degrees Brix and weighted average prices were reported by grape type and variety as well as by grape pricing district. The 17 districts refer to the area in which the grapes were grown as defined in the Administrative Code. A district map is located on the inside of the front cover.

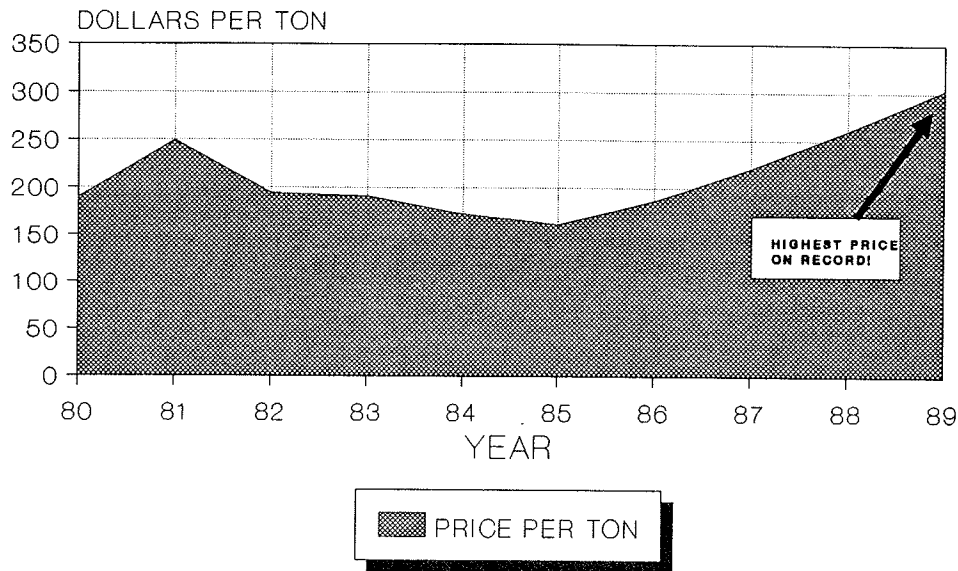
SUMMARY OF GRAPE TONNAGES AND PRICES

The 1989 crush totaled 2,720,270 tons, down 4 percent from the 1988 crush and 13 percent less than the record-large 1982 harvest of 3,115,531 tons. White wine varieties continued to account for the largest share of all grapes crushed, but the total tons crushed were 6 percent lower than 1988. The 1989 red wine variety crush totaled 871,760 tons, up 15 percent from 1988. Tons crushed for raisin and table type varieties were down 12 percent and 32 percent, respectively from 1988. (See chart below.)

California grape growers received an average price of \$302.72 per ton for grapes crushed in 1989, up 16 percent from the 1988 average price. The average price increased by 88 percent since 1985. The 1989 price was the highest on record -- surpassing the \$260.08 price paid in 1988. (See chart page 2.) These price levels were not adjusted for inflation.



PRICE PAID PER TON GROWER RETURN INCREASES



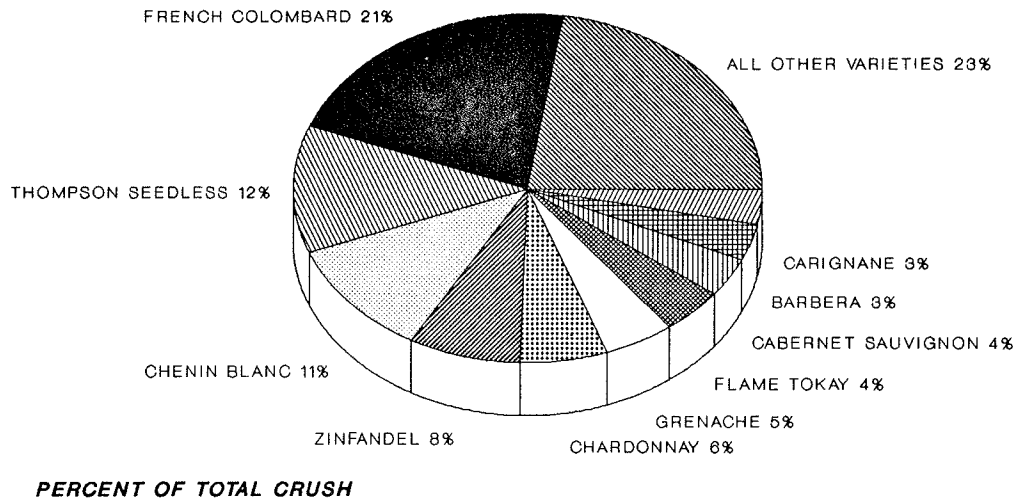
AVERAGE PRICE FOR ALL VARIETIES

LEADING GRAPE VARIETIES AND DISTRICTS

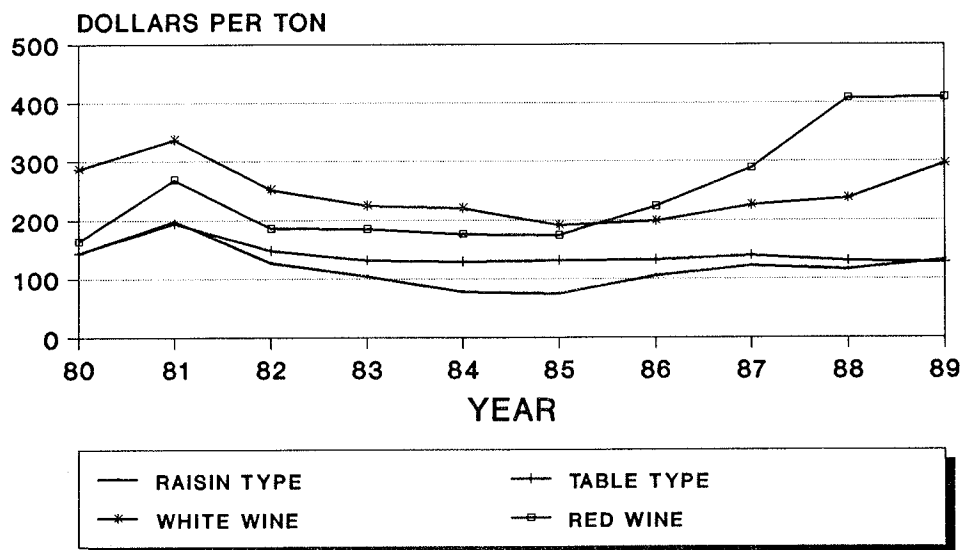
French Colombard, the most widely planted wine grape variety in California, continued its dominance with slightly greater than 21 percent of the crush volume. Thompson Seedless, a raisin variety grape, remained in second place with 12 percent of the total crush. The remaining top ten varieties were all wine varieties except the seventh largest -- Flame Tokay which falls into the table grape classification.

Grapes produced in District 4 (Napa County) received the highest average price of \$1,149.86 per ton, up 17 percent from 1988. District 3 (Sonoma and Marin counties) received the second highest return of \$926.71, up 19 percent from 1988. Of the grapes grown Statewide, Cabernet Franc grapes received the highest average price of \$1,244.44 per ton. The average price for Cabernet Sauvignon grapes was \$1,032.15, up 25 percent from 1988. The 1989 Chardonnay price of \$1,224.62 was up 9 percent from last year, while the 1989 Thompson Seedless price of \$132.02 was up 15 percent from last year.

LEADING VARIETIES CRUSHED 1989 CROP



GRAPE PRICE PER TON BY TYPE OF GRAPE, 1980-89



SOURCE: GRAPE CRUSH REPORT

EXPLANATION OF TABLES

TABLE 1 is a summary of the 1989 crop State totals by grape type and varieties that are shown in detail by grape pricing districts in Tables 2 through 6. State totals and averages for 1988 are shown for comparison.

TABLE 2 includes over-the-scale fresh tonnage of all grapes crushed by California processors from the 1989 crop. Over-the-scale fresh weight tonnage includes materials other than grapes (MOG) and defects. This table is broken down by the 17 grape pricing districts and by variety. State totals for 1988 are shown for comparison. Crushed tonnage includes all grapes crushed whether: grown and crushed by processors; purchased and crushed by processors; crushed by cooperatives, juice manufacturers, etc.; or crushed for others, including growers.

TABLE 3 shows the weighted average degrees Brix for all grapes crushed (TABLE 2) by California processors from the 1989 crop. The weighted average degrees Brix is reported by grape pricing districts and variety. State averages for 1988 are shown for comparison.

TABLE 4 includes net weight fresh tonnage of all grapes purchased for wine, concentrate, juice, vinegar, and beverage brandy by California processors from the 1989 crop. Net weight fresh tonnage does not include material other than grapes (MOG) and defects or other weight adjustments deducted from gross weight. The purchased tonnage is reported by variety and grape pricing districts. State totals for 1988 are shown for comparison. TABLE 4 does not include tonnage purchased as distilling material other than beverage brandy, this is shown in TABLE 7. Prices for all tonnage shown in this table are final and not subject to change. Grapes pooled by cooperatives, those grown by processors and used for their own production and grapes crushed to growers' accounts are not included.

TABLE 5 shows the weighted average degrees Brix for all grapes purchased for wine, concentrate, juice, vinegar, and beverage brandy (TABLE 4) by California processors from the 1989 crop. The weighted average degrees Brix is reported by grape pricing districts and variety. State averages for 1988 are shown for comparison. TABLE 5 does not include degrees Brix of tonnage purchased as distilling material other than beverage brandy, this is shown in TABLE 7. Grapes pooled by cooperatives, those grown by processors and used for their own production and grapes crushed to growers' accounts are not included.

TABLE 6 gives the weighted average price per ton, delivered basis, of all tonnage purchased for wine, concentrate, juice, vinegar, and beverage brandy (TABLE 4) by California processors from the 1989 crop. The weighted average prices are reported by variety, and grape pricing districts. State averages for 1988 are shown for comparison. TABLE 6 does not include prices of tonnage purchased as distilling material other than beverage brandy, this is shown in TABLE 7. Prices shown in this table are final and not subject to change. Grapes pooled by cooperatives, those grown by processors and used for their own production and grapes crushed to growers' accounts are not included.

Weighted average prices reflect final prices through January 10, 1990 and include reference price contracts written prior to January 1, 1977 with final prices as of February 25, 1990. Weighted average prices also include any Brix adjustments, bonuses, or allowances. Prices are equivalent to delivered basis in the area grown including normal within-area hauling allowances. Purchases made on a roadside basis include the usual hauling allowance for local delivery in the area grown. Out-of-area purchases made on a delivered basis do not include extra hauling allowances for delivery outside the area.

The following example indicates the method used for calculating weighted averages:

Variety	Dist	Total Grapes Crushed		Net Weight Fresh Tons	Wtd. Avg Degrees Brix	Total Brix (Column 5 x 6)	Base Price Per Ton	Acceptable Brix Limits		Brix Adjustment Factors Per Degree Brix Per Ton Plus or Minus	Brix Adjustment Limits			Actual Final Price Paid By Winery to Grower at Each Base Price and Brix Adjustment Factor Including Bonuses or Allowances	Total Paid (C x B)	Wtd. Average Price Per Ton
		Over The Scale Tons	Wtd. Ave. Degrees Brix					Min.	Max.		Base	Min.	Max.			
		3	4					8	9		12	13	14			
Column				5	6	A	7			10			B	C		15
Zinfandel	1	100.0	20.1	100.0	20.1	2,010.00	\$450.00	19.0	25.0	+ or - 10%	22.0	20.0	24.0	\$364.50	\$36,450.00	
Zinfandel	1	20.5	21.3	20.5	21.3	436.65	450.00	19.0	25.0	+ or - 10%	22.0	20.0	24.0	418.50	8,579.25	
Zinfandel	1	10.6	23.5	10.6	23.5	249.10	450.00	19.0	25.0	+ or - 10%	22.0	20.0	24.0	517.50	5,485.50	
Combined	1	131.1	20.6	131.1	20.6	2,695.75	450.00	19.0	25.0	+ or - 10%	22.0	20.0	24.0	\$50,514.75	\$385.31	

Columns 4 and 6 were obtained by dividing the total Net Fresh Tons, (Columns 3 and 5) into the total Brix of these same tons (Column A): $\frac{2,695.75}{131.1} = 20.6$

Column 15 was obtained by dividing the total Net Fresh Tons, (Column 5) into the total dollars paid for these same tons (Column C): $\frac{\$50,514.75}{131.1} = \385.31

TABLE 7 shows all grape tonnage purchased as distilling material other than beverage brandy by California processors from the 1989 crop. The tonnage, weighted average degrees Brix and price per ton are shown by grape type and variety. State totals and averages for 1988 are given for comparison.

TABLE 8 shows base prices paid to growers by Brix adjustment factors, percent of purchased tonnage, type, variety and reporting district where grown. Weighted average base prices are included.

The Brix adjustment factors determine adjustments to base prices to compensate for sugar variations. In this report, adjustments are expressed in dollars per ton, or percent of base price per degree variance from the established Brix base. Occasional lots are traded on price per degree Brix as delivered.

TABLE 9 includes tonnage of all grapes crushed to growers' accounts by California processors from the 1989 crop. Growers retained ownership of these grapes at the time of crushing. This tonnage is reported by grape pricing districts and variety. Comparisons with 1988 are shown.

GRAPES FOR CRUSHING

TABLE 1: STATE TOTALS BY TYPE AND VARIETY, WEIGHTED AVERAGE DEGREES BRUX, AND WEIGHTED AVERAGE DOLLARS PER TON, 1988-89

TYPE AND VARIETY	TOTAL TONS CRUSHED		AVERAGE BRUX: CRUSHED		TOTAL TONS PURCHASED		AVERAGE BRUX: PURCHASED		WEIGHTED AVERAGE: DOLLARS PER TON	
	1989	1988	1989	1988	1989	1988	1989	1988	1989	1988
RAISIN GRAPES:										
BLACK CORINTH (ZANTES)	0.0	2.2	0.0	21.0	0.0	0.0	0.0	0.0	0.00	0.00
CANNER	153.9	0.0	21.5	0.0	153.9	0.0	21.5	0.0	135.00	0.00
FIESTA	11.3	0.0	21.0	0.0	0.0	0.0	0.0	0.0	0.00	0.00
MUSCATS	39,749.1	55,949.7	22.2	21.4	32,971.2	45,177.3	22.1	21.2	134.79	123.94
SULTANAS	392.1	3,536.0	20.9	19.9	238.0	862.1	21.7	21.5	133.51	104.08
THOMPSON SEEDLESS	323,438.7	350,669.3	20.9	20.4	239,867.7	249,989.4	21.0	20.7	132.02	114.78
PACKINGHOUSE CULLS	1,362.7	3,567.2	12.7	15.7	0.0	598.1	0.0	20.3	0.00	88.16
OTHER RAISIN A/	47.9	0.0	20.0	0.0	47.9	0.0	20.0	0.0	135.00	0.00
TOTAL RAISIN	365,155.7	413,724.4	21.0	20.5	273,278.7	296,626.9	21.1	20.8	132.36	116.09
TABLE GRAPES:										
ALMERIA	356.3	151.3	20.4	18.6	5.2	0.0	19.0	0.0	76.00	0.00
AUTUMN SEEDLESS	39.0	0.0	23.3	0.0	0.0	0.0	0.0	0.0	0.00	0.00
BEAUTY SDLS/BLK BEAUTY	0.0	26.2	0.0	21.8	0.0	26.2	0.0	21.8	0.00	90.00
BLACK HAMBURG	0.7	0.0	22.0	0.0	0.0	0.0	0.0	0.0	0.00	0.00
BLACK MONUKKA	1,385.2	147.5	20.5	20.4	1,243.8	146.1	20.5	20.4	135.00	115.00
BLACK PRINCE/ROSE OF PERU	174.6	208.9	25.0	21.3	174.6	208.9	25.0	21.3	175.00	141.60
BLACK SEEDLESS	207.4	0.0	22.4	0.0	207.4	0.0	22.4	0.0	86.14	0.00
CALMERIA	6,176.4	8,944.1	21.5	20.3	2,346.6	2,329.6	21.5	20.5	98.40	97.56
CARDINAL	367.9	953.8	20.3	20.1	166.5	496.9	20.2	19.9	99.50	71.54
CHRISTMAS ROSE	1,996.6	2,221.7	21.6	19.8	598.1	754.4	21.0	19.0	96.48	93.41
CONCORD	126.4	23.0	18.0	18.0	125.8	23.0	18.0	18.0	275.00	250.00
EMPERATRIZ	2,270.3	2,283.1	20.8	19.1	1,111.9	1,836.9	21.0	18.9	79.11	82.71
EMPEROR	5,407.1	37,314.9	19.0	17.5	1,797.7	12,864.7	19.5	17.1	74.03	81.12
EXOTIC	1,893.3	2,083.8	19.4	19.1	231.9	356.2	20.6	19.0	101.93	91.59
FLAME SEEDLESS	14,966.0	16,811.6	22.9	21.9	9,301.8	6,614.2	23.0	22.2	104.62	99.00
GOLDEN MUSCAT	163.5	155.2	20.0	18.2	0.0	0.0	0.0	0.0	0.00	0.00
ITALIA	707.9	905.2	22.2	20.4	279.2	169.3	21.6	20.4	110.06	98.04
OLIVETTE BLANCHE	132.0	23.9	20.4	18.6	0.0	0.0	0.0	0.0	0.00	0.00
PERLETTE	263.8	296.0	21.4	19.2	0.0	37.1	0.0	17.0	0.00	68.00
QUEEN	721.9	619.3	21.7	19.9	604.1	360.7	21.7	19.7	88.37	98.45
RED GLOBE/ROSE-ITO	3,500.7	4,562.8	20.4	18.8	1,083.1	920.7	19.1	17.4	75.20	84.76
RED MALAGA	149.8	379.3	22.0	19.1	149.8	34.1	22.0	18.2	76.94	87.46
RIBIER	11,368.2	9,170.0	19.6	19.8	5,116.5	2,561.2	19.0	19.7	110.44	95.91
RUBY SEEDLESS/KING RUBY	16,303.1	13,501.4	22.5	22.0	9,518.1	8,064.3	21.6	22.0	100.03	107.68
SUPERIOR SEEDLESS	5,678.1	5,653.0	19.3	17.6	5,678.1	3,013.4	19.3	18.2	105.00	71.88
TOKAY	116,368.0	178,688.2	17.8	16.2	100,163.5	155,074.7	17.8	15.9	137.93	144.31
WHITE MALAGA	11,458.2	21,951.6	20.5	18.6	10,305.3	20,456.2	20.5	18.5	132.05	104.80
PACKINGHOUSE CULLS	7,497.2	2,111.9	18.8	18.3	0.0	11.7	0.0	20.0	0.00	100.00
OTHER TABLE A/	1,524.1	1,114.3	22.5	20.4	322.1	360.1	21.9	21.2	86.39	108.77
TOTAL TABLE	211,203.7	310,302.0	19.2	17.5	150,531.1	216,720.6	18.8	16.9	128.01	130.58
WINE GRAPES (WHITE):										
BURGER	32,925.4	30,856.2	15.7	15.7	28,546.8	28,562.4	15.8	15.9	164.84	169.74
CHARDONNAY	161,964.8	115,403.9	21.9	22.4	103,143.6	79,444.1	21.8	22.4	1,224.62	1,122.36
CHENIN BLANC	293,863.1	306,013.2	20.0	20.0	265,766.3	287,076.3	20.0	19.9	192.17	181.22
EMERALD RIESLING	13,142.1	18,172.2	21.0	19.1	12,987.5	16,064.4	21.0	19.0	156.58	151.82
FEHER SZAGOS	122.5	48.7	21.9	21.4	121.0	48.7	21.9	21.4	135.00	115.00
FLORA	298.4	324.9	21.0	22.0	144.8	128.7	19.7	22.5	573.83	677.80
FOLLE BLANCHE	176.5	361.0	20.2	17.1	0.0	61.9	0.0	20.2	0.00	237.80
FRENCH COLOMBARD	585,652.9	702,090.7	20.7	20.1	558,489.4	672,126.6	20.8	20.1	151.46	138.79
GEWURZTRAMINER	10,318.6	10,617.4	21.6	21.5	6,534.9	9,218.9	21.8	21.5	587.60	453.17
GRAY RIESLING	2,613.8	6,721.1	20.2	20.4	1,496.1	2,849.6	20.0	20.4	202.21	276.38
GREEN HUNGARIAN	1,507.9	1,900.1	17.5	17.4	1,478.1	1,458.4	17.5	17.9	300.87	253.60
KLEINBERGER	17.3	10.2	20.2	21.4	17.3	10.2	20.2	21.4	700.00	650.00
MALVASIA BIANCA	17,764.7	19,323.6	20.3	19.7	14,802.4	18,356.6	20.2	19.7	169.16	189.50
MUSCAT BLANC/M CANELLI	9,925.3	8,534.5	21.3	20.9	8,556.2	7,568.2	21.3	20.7	303.75	261.39
MUSCAT ORANGE	219.0	154.3	21.5	20.8	189.0	127.7	21.5	20.7	322.29	326.09
PALOMINO/G CHASSELAS	10,061.9	14,590.4	20.6	19.4	9,749.2	14,181.7	20.6	19.5	133.38	118.87
PINOT BLANC	6,757.6	6,207.2	21.1	20.5	4,064.1	4,637.1	21.0	20.3	750.76	690.08
SAUVIGNON BLANC	83,167.0	58,448.1	21.6	21.9	59,602.3	46,311.1	21.5	21.8	571.19	474.09
SAUVIGNON MOSQUE	157.1	104.3	22.4	22.9	157.1	104.3	22.4	22.9	461.50	429.93
SAUVIGNON VERT	288.0	300.6	20.9	21.3	253.3	291.8	20.7	21.3	287.64	292.45
SCHEUREBE	5.2	9.1	39.6	24.2	0.0	0.0	0.0	0.0	0.00	0.00
SEMILLON	14,081.6	15,076.7	20.9	20.3	11,010.5	12,903.9	20.9	20.2	310.63	289.45
ST. EMILTON (UGNI BLANC)	5,300.3	6,000.2	21.1	20.9	4,796.2	5,208.6	21.3	21.2	143.61	137.43
SYLVANER	842.8	1,834.6	21.7	20.3	516.2	1,395.7	21.4	20.3	359.92	207.22
SYMPHONY	568.0	619.8	19.3	18.8	460.4	535.7	19.1	18.5	383.24	388.90
WHITE RIESLING	19,145.1	23,606.8	22.0	21.1	12,696.2	20,954.7	21.4	20.9	512.21	418.75
OTHER WHITE A/	1,263.8	8,829.9	20.4	19.1	455.5	7,845.2	19.4	19.0	191.30	92.84
TOTAL WHITE	1,272,150.7	1,356,159.7	20.7	20.2	1,106,034.4	1,237,472.5	20.6	20.2	296.72	237.68

GRAPES FOR CRUSHING

TABLE 1: STATE TOTALS BY TYPE AND VARIETY, WEIGHTED AVERAGE DEGREES BRUX, AND WEIGHTED AVERAGE DOLLARS PER TON, 1988-89 (CONT'D.)

TYPE AND VARIETY	TOTAL TONS CRUSHED		:AVERAGE BRUX: CRUSHED :		TOTAL TONS PURCHASED		:AVERAGE BRUX: PURCHASED :		WEIGHTED AVERAGE DOLLARS PER TON :	
	1989	1988	1989	1988	1989	1988	1989	1988	1989	1988
WINE GRAPES (RED):										
ALEATICO	273.8	433.7	20.8	21.2	272.0	431.5	20.8	21.2	132.69	108.00
ALICANTE BOUSCHET	2,575.4	3,449.0	21.8	20.9	2,246.6	2,077.7	21.8	20.8	149.41	155.79
BARBERA	91,730.7	94,732.7	22.5	21.5	80,448.4	86,383.0	22.5	21.5	185.83	166.81
BLACK MALVOISIE	394.4	386.2	21.2	20.2	394.4	383.9	21.2	20.2	157.35	140.91
CABERNET FRANC	4,250.4	2,863.9	23.1	22.6	2,780.1	2,094.5	23.2	22.6	1,244.44	1,046.19
CABERNET SAUVIGNON	101,853.3	72,782.0	22.4	22.6	72,272.4	54,031.3	22.3	22.5	1,032.15	822.51
CARIGNANE	88,827.1	90,499.0	21.2	21.6	76,480.5	73,487.8	21.7	21.7	193.92	201.69
CARMINE	259.4	263.7	23.6	21.9	220.7	249.3	23.7	21.9	267.22	209.26
CARNELIAN	8,203.2	11,085.7	24.2	22.1	7,510.0	9,877.4	24.2	22.0	176.33	151.85
CENTURIAN	5,012.2	6,720.1	24.4	23.8	4,276.9	5,771.8	24.8	24.0	157.54	156.57
CHARBONO	91.3	224.7	21.5	21.4	89.3	138.0	21.5	21.2	658.05	579.33
EARLY BURGUNDY	719.2	608.8	21.6	22.8	589.4	515.1	21.5	22.7	295.23	356.36
GAMAY (NAPA)	9,968.3	10,582.4	20.4	20.0	7,255.8	7,179.5	20.4	20.0	422.97	340.92
GAMAY BEAUJOLAIS	6,921.6	2,999.6	21.9	21.8	4,352.5	2,279.8	21.6	21.8	610.74	575.32
GRENACHE	129,396.1	97,460.7	19.8	20.6	124,641.3	92,177.9	19.8	20.5	190.36	156.00
GRIGNOLINO	63.8	73.0	22.5	22.7	6.9	0.0	22.2	0.0	600.00	0.00
MALBEC	408.6	259.5	23.0	25.6	347.9	250.1	23.0	25.7	380.34	234.20
MATARO	816.5	315.0	23.0	22.8	757.0	215.2	23.1	22.7	486.34	490.39
MERLOT	15,530.3	7,653.7	22.8	23.0	9,802.1	5,006.7	22.7	22.9	1,133.16	886.20
MEUNIER	911.6	434.4	18.3	18.6	333.0	129.7	18.2	18.9	821.41	727.88
MISSION	5,883.5	7,458.8	22.6	22.9	4,871.1	6,638.8	22.6	23.0	164.52	163.22
MUSCAT HAMBURG	120.8	116.7	21.8	22.0	84.8	97.0	22.1	22.3	371.07	285.61
NEBBIOLO	78.4	85.9	23.1	22.5	61.8	78.4	22.9	22.3	518.24	472.25
PETITE SIRAH	12,568.7	13,708.7	21.8	22.0	6,553.3	9,559.0	21.9	22.3	421.12	394.23
PETITE VERDOT	99.2	42.6	21.0	23.1	20.8	13.7	21.3	22.6	1,230.40	1,065.40
PFEFFER CABERNET	39.8	36.4	24.7	23.1	9.1	17.9	23.5	22.3	892.58	716.20
PINOT NOIR	40,286.2	28,221.0	20.4	20.3	31,295.3	21,889.9	20.3	20.3	797.93	688.02
PINOT ST GEORGE	74.5	106.2	31.0	19.7	7.2	40.4	22.8	16.8	375.00	181.75
REFOSCO/HONDEUSE	90.6	65.4	20.4	21.3	84.2	65.4	20.2	21.3	458.27	403.91
ROYALTY	6,596.7	6,168.6	22.5	21.9	6,050.7	5,851.6	22.8	21.9	217.53	176.14
RUBIRED	62,337.3	62,355.6	22.5	22.3	59,434.4	58,028.3	22.5	22.3	219.42	174.53
RUBY CABERNET	49,717.6	55,096.0	22.6	22.6	45,614.7	49,719.4	22.6	22.7	188.27	173.06
SALVADOR	7,388.4	6,894.4	21.0	20.2	7,124.5	6,739.3	21.0	20.2	220.97	172.76
SANGIOVETO	8.6	7.6	22.3	23.1	8.6	2.2	22.3	22.1	1,200.00	900.00
SOUZAO	130.2	115.9	22.3	21.6	114.3	96.4	22.4	21.8	258.26	185.61
ST MACAIRE	314.8	294.6	22.2	22.2	299.8	268.0	22.2	22.5	177.14	175.00
SYRAH/FRENCH SYRAH-SHIRAZ	396.4	394.2	22.9	22.9	166.3	145.3	22.6	22.7	697.87	558.25
TINTA CAO	15.0	14.0	22.5	22.7	13.9	5.8	22.5	22.8	728.42	724.14
TINTA MADEIRA	277.6	332.0	22.5	20.9	131.0	250.5	22.1	20.3	175.00	150.09
TOURIGA	10.9	21.6	21.2	22.8	0.0	1.0	0.0	22.6	0.00	600.00
VALDEPENAS	1,488.5	1,313.6	22.4	22.0	1,444.7	1,267.9	22.4	21.9	141.25	174.62
VERDELHO	0.0	6.5	0.0	21.9	0.0	0.7	0.0	22.6	0.00	600.00
ZINFANDEL	210,915.5	170,091.0	18.7	19.2	178,806.3	155,001.1	18.6	19.2	545.60	817.48
OTHER RED A/	4,713.3	3,669.1	21.6	21.2	4,086.3	2,535.0	21.6	21.5	199.19	186.32
TOTAL RED	871,759.7	760,444.2	20.9	21.1	741,360.3	660,993.2	20.9	21.1	409.93	409.08
TOTAL WINE	2,143,910.4	2,116,603.9	20.8	20.6	1,847,394.7	1,898,465.7	20.7	20.5	342.15	297.36
TOTAL ALL VARIETIES	2,720,269.8	2,840,630.3	20.7	20.2	2,271,204.5	2,411,813.2	20.6	20.2	302.72	260.08

A/ OTHER CATEGORIES INCLUDE MINOR VARIETIES AS WELL AS MIXED VARIETIES.

TABLE 2: TONS OF GRAPES CRUSHED BY CALIFORNIA PROCESSORS FROM THE 1989 CROP BY TYPE, VARIETY, AND REPORTING DISTRICT WHERE GROWN, WITH COMPARISONS

TYPE AND VARIETY	1	2	3	4	5	6	7	8	9	10
TONS										
RAISIN GRAPES:										
BLACK CORINTH (ZANTES)	.0	.0	.0	.0	.0	.0	.0	.0	.0	.0
CANNER	.0	.0	.0	.0	.0	.0	.0	.0	.0	.0
FIESTA	.0	.0	.0	.0	.0	.0	.0	.0	.0	.0
MUSCATS	.0	.0	.0	.0	.0	.0	.0	.0	.0	7.1
SULTANAS	.0	.0	.0	.0	.0	.0	.0	.0	.0	.0
THOMPSON SEEDLESS	.0	.0	.0	.0	.0	.0	.0	114.2	.0	.0
PACKINGHOUSE CULLS	.0	.0	.0	.0	.0	.0	.0	.0	.0	.0
OTHER RAISIN A/	.0	.0	.0	.0	.0	.0	.0	.0	.0	.0
TOTAL RAISIN	.0	.0	.0	.0	.0	.0	.0	114.2	.0	7.1
TABLE GRAPES:										
ALMERIA	.0	.0	.0	.0	.0	.0	.0	.0	.0	.0
AUTUMN SEEDLESS	.0	.0	.0	.0	.0	.0	.0	.0	.0	.0
BEAUTY SDLS/BLK BEAUTY	.0	.0	.0	.0	.0	.0	.0	.0	.0	.0
BLACK HAMBURG	.0	.0	.0	.7	.0	.0	.0	.0	.0	.0
BLACK MONUKKA	.0	.0	.0	.0	.0	.0	.0	.0	.0	.0
BLACK PRINCE/ROSE OF PERU	.0	.0	.0	.0	.0	.0	.0	.0	.0	.0
BLACK SEEDLESS	.0	.0	.0	.0	.0	.0	.0	.0	.0	.0
CALMERIA	.0	.0	.0	.0	.0	.0	.0	.0	.0	.0
CARDINAL	.0	.0	.0	.0	.0	.0	.0	.0	.0	.0
CHRISTMAS ROSE	.0	.0	.0	.0	.0	.0	.0	.0	.0	.0
CONCORD	.0	.0	.0	.0	.0	.0	.0	.0	125.8	.0
EMPERATRIZ	.0	.0	.0	.0	.0	.0	.0	.0	.0	.0
EMPEROR	.0	.0	.0	.0	.0	.0	.0	.0	.0	.0
EXOTIC	.0	.0	.0	.0	.0	.0	.0	.0	.0	.0
FLAME SEEDLESS	.0	68.7	.0	.0	.0	.0	.0	.0	.0	.0
GOLDEN MUSCAT	.0	.0	.0	.0	.0	.0	.0	.0	.0	.0
ITALIA	.0	.0	.0	.0	.0	.0	.0	.0	.0	.0
OLIVETTE BLANCHE	.0	.0	.0	.0	.0	.0	.0	.0	.0	.0
PERLETTE	.0	.0	.0	.0	.0	.0	.0	.0	.0	.0
QUEEN	.0	.0	.0	.0	.0	.0	.0	.0	.0	.0
RED GLOBE/ROSE-ITO	.0	.0	.0	.0	.0	.0	.0	.0	.0	.0
RED MALAGA	.0	.0	.0	.0	.0	.0	.0	.0	.0	.0
RIBIER	.0	.0	.0	.0	.0	.0	.0	.0	.0	.0
RUBY SEEDLESS/KING RUBY	.0	.0	.0	.0	.0	.0	.0	.0	.0	.0
SUPERIOR SEEDLESS	.0	.0	.0	.0	.0	.0	.0	.0	.0	.0
TOKAY	.0	.0	.0	.0	.0	.0	.0	.0	.0	.0
WHITE MALAGA	.0	.0	.0	.0	.0	.0	.0	.0	.0	.0
PACKINGHOUSE CULLS	.0	.0	.0	.0	.0	.0	.0	.0	.0	.0
OTHER TABLE A/	.0	.0	.0	.0	.0	.0	.0	.0	.0	.0
TOTAL TABLE	.0	68.7	.0	.7	.0	.0	.0	.0	125.8	.0
WINE GRAPES (WHITE):										
BURGER	6.0	.0	292.5	14.6	.0	.0	.0	.0	.0	.0
CHARDONNAY	14,583.3	1,491.9	41,231.2	38,801.6	990.9	3,167.0	17,311.0	20,120.1	903.9	723.3
CHEMIN BLANC	3,922.8	343.0	3,976.7	8,029.8	419.2	124.3	16,479.9	5,826.6	1,629.3	459.8
EMERALD RIESLING	.0	.0	.0	.0	.0	.0	.0	.0	.0	.0
FEHER SZAGOS	.0	.0	.0	.0	.0	.0	.0	.0	.0	.0
FLORA	65.7	.0	.0	147.8	.0	.0	82.5	.0	.0	2.4
FOLLE BLANCHE	.0	.0	24.7	151.8	.0	.0	.0	.0	.0	.0
FRENCH COLOMBARD	3,806.0	.0	3,949.8	344.1	312.0	562.8	3,347.5	97.8	3,695.6	102.5
GEWURZTRAMINER	1,564.5	.0	3,031.9	709.4	15.8	118.1	3,076.5	1,719.6	3.8	7.1
GRAY RIESLING	159.7	.0	212.8	374.2	74.1	574.7	570.7	18.5	.0	.0
GREEN HUNGARIAN	591.1	.0	88.4	59.9	21.7	.0	.0	271.7	.0	.0
KLEINBERGER	.0	.0	17.3	.0	.0	.0	.0	.0	.0	.0
MALVASIA BIANCA	.0	.0	.0	2.3	.0	19.5	1,057.0	.0	.0	.0
MUSCAT BLANC/M CANELLI	79.8	351.4	259.2	325.2	.0	.0	1,553.5	816.1	.0	48.5
MUSCAT ORANGE	.0	.0	1.8	.0	.0	.0	11.4	.0	4.5	57.6
PALOMINO/G CHASSELAS	102.0	.0	56.4	.0	.0	11.0	.0	.0	.0	12.2
PINOT BLANC	158.6	.0	815.4	558.7	.0	284.6	3,938.9	410.9	.0	9.0
SAUVIGNON BLANC	5,274.4	2,873.7	9,662.0	15,890.0	1,741.0	1,172.1	7,730.3	5,586.0	1,564.4	1,274.7
SAUVIGNON MOSQUE	.0	.0	.0	15.3	.0	.0	141.8	.0	.0	.0
SAUVIGNON VERT	23.1	.0	230.9	.0	.0	.0	.0	33.3	.0	.7
SCHEUREBE	.0	.0	.0	5.2	.0	.0	.0	.0	.0	.0
SEMILLO	99.1	162.0	781.2	1,472.5	.0	575.2	2,235.2	548.2	190.4	93.1
ST. EMILION (UGNI BLANC)	.0	.0	.0	.0	.0	72.9	.0	.0	.0	.0
SYLVANER	128.8	.0	34.2	29.8	.0	39.7	548.5	61.8	.0	.0
SYMPHONY	.0	.0	310.6	.0	.0	1.0	.0	.0	28.6	3.6
WHITE RIESLING	522.3	423.5	1,381.8	1,732.3	12.3	91.2	10,886.8	2,592.5	110.6	44.4
OTHER WHITE A/	38.2	.0	155.4	67.8	8.3	13.7	387.3	4.9	.0	12.3
TOTAL WHITE	31,125.4	5,645.5	66,514.2	68,732.3	3,595.3	6,827.8	69,358.8	38,108.0	8,131.1	2,851.2

TABLE 2: TONS OF GRAPES CRUSHED BY CALIFORNIA PROCESSORS FROM THE 1989 CROP BY TYPE, VARIETY, AND REPORTING DISTRICT WHERE GROWN, WITH COMPARISONS (CONT'D.)

TYPE AND VARIETY	1989 STATE							1988 STATE	
	11	12	13	14	15	16	17	TOTAL	TOTAL
RAISIN GRAPES:									
BLACK CORINTH (ZANTES)	.0	.0	.0	.0	.0	.0	.0	.0	2.2
CANNER	.0	.0	153.9	.0	.0	.0	.0	153.9	.0
FIESTA	.0	.0	.0	11.3	.0	.0	.0	11.3	.0
MUSCATS	.0	.0	20,120.0	19,612.2	.0	9.8	.0	39,749.1	55,949.7
SULTANAS	.0	.0	392.1	.0	.0	.0	.0	392.1	3,536.0
THOMPSON SEEDLESS	86.1	13,385.4	236,165.1	73,668.2	19.7	.0	.0	323,438.7	350,669.3
PACKINGHOUSE CULLS	.0	.0	624.4	738.3	.0	.0	.0	1,362.7	3,567.2
OTHER RAISIN A/	.0	47.9	.0	.0	.0	.0	.0	47.9	.0
TOTAL RAISIN	86.1	13,433.3	257,455.5	94,030.0	19.7	9.8	.0	365,155.7	413,724.4
TABLE GRAPES:									
ALMERIA	.0	.0	.0	356.3	.0	.0	.0	356.3	151.3
AUTUMN SEEDLESS	.0	.0	39.0	.0	.0	.0	.0	39.0	.0
BEAUTY SDLS/BLK BEAUTY	.0	.0	.0	.0	.0	.0	.0	.0	26.2
BLACK HAMBURG	.0	.0	.0	.0	.0	.0	.0	.7	.0
BLACK MONUKKA	.0	.0	1,385.2	.0	.0	.0	.0	1,385.2	147.5
BLACK PRINCE/ROSE OF PERU	.0	.0	.0	.0	174.6	.0	.0	174.6	208.9
BLACK SEEDLESS	.0	.0	207.4	.0	.0	.0	.0	207.4	.0
CALMERIA	.0	.0	1,294.2	4,882.2	.0	.0	.0	6,176.4	8,944.1
CARDINAL	.0	.0	2.9	365.0	.0	.0	.0	367.9	953.8
CHRISTMAS ROSE	.0	.0	683.1	1,313.5	.0	.0	.0	1,996.6	2,221.7
CONCORD	.0	.0	.0	.0	.0	.6	.0	126.4	23.0
EMPERATRIZ	.0	.0	132.2	2,138.1	.0	.0	.0	2,270.3	2,283.1
EMPEROR	.0	.0	2,006.5	3,400.6	.0	.0	.0	5,407.1	37,314.9
EXOTIC	.0	.0	134.2	1,759.1	.0	.0	.0	1,893.3	2,083.8
FLAME SEEDLESS	88.4	.0	7,711.4	7,097.5	.0	.0	.0	14,966.0	16,811.6
GOLDEN MUSCAT	.0	.0	.0	163.5	.0	.0	.0	163.5	155.2
ITALIA	.0	.0	387.8	320.1	.0	.0	.0	707.9	905.2
OLIVETTE BLANCHE	.0	.0	.0	132.0	.0	.0	.0	132.0	23.9
PERLETTE	.0	.0	105.6	158.2	.0	.0	.0	263.8	296.0
QUEEN	.0	.0	10.9	711.0	.0	.0	.0	721.9	619.3
RED GLOBE/ROSE-ITO	.0	107.4	1,173.5	2,219.8	.0	.0	.0	3,500.7	4,562.8
RED MALAGA	.0	.0	32.8	117.0	.0	.0	.0	149.8	379.3
RIBIER	6.9	81.7	1,691.0	9,588.6	.0	.0	.0	11,368.2	9,170.0
RUBY SEEDLESS/KING RUBY	.0	.0	11,975.0	4,328.1	.0	.0	.0	16,303.1	13,501.4
SUPERIOR SEEDLESS	.0	.0	.0	5,678.1	.0	.0	.0	5,678.1	5,653.0
TOKAY	116,255.8	112.2	.0	.0	.0	.0	.0	116,368.0	178,688.2
WHITE MALAGA	.0	.0	5,583.2	5,875.0	.0	.0	.0	11,458.2	21,951.6
PACKINGHOUSE CULLS	.0	1,213.9	6,181.4	101.9	.0	.0	.0	7,497.2	2,111.9
OTHER TABLE A/	37.3	.0	817.9	668.9	.0	.0	.0	1,524.1	1,114.3
TOTAL TABLE	116,388.4	1,515.2	41,555.2	51,374.5	174.6	.6	.0	211,203.7	310,302.0
WINE GRAPES (WHITE):									
BURGER	18,000.7	4,755.4	953.1	8,774.7	128.4	.0	.0	32,925.4	30,856.2
CHARDONNAY	9,887.7	4,728.8	2,825.0	404.1	.0	3,232.9	1,562.1	161,964.8	115,403.9
CHENIN BLANC	22,711.5	50,291.9	118,282.8	53,401.5	.0	1,311.7	6,652.3	293,863.1	306,013.2
EMERALD RIESLING	.0	.0	3,101.9	10,040.2	.0	.0	.0	13,142.1	18,172.2
FEHER SZAGOS	.0	.0	122.5	.0	.0	.0	.0	122.5	48.7
FLORA	.0	.0	.0	.0	.0	.0	.0	298.4	324.9
FOLLE BLANCHE	.0	.0	.0	.0	.0	.0	.0	176.5	361.0
FRENCH COLOMBARD	33,885.2	113,375.2	302,250.7	118,336.6	.0	.0	1,587.1	585,652.9	702,090.7
GEWURZTRAMINER	.0	64.8	.0	.0	.0	7.1	.0	10,318.6	10,617.4
GRAY RIESLING	265.6	.0	.0	363.5	.0	.0	.0	2,613.8	6,721.1
GREEN HUNGARIAN	.0	277.1	.0	198.0	.0	.0	.0	1,507.9	1,900.1
KLEINBERGER	.0	.0	.0	.0	.0	.0	.0	17.3	10.2
MALVASIA BIANCA	21.9	9,758.8	5,297.8	1,538.4	69.0	.0	.0	17,764.7	19,323.6
MUSCAT BLANC/M CANELLI	58.3	48.8	6,121.0	112.5	11.0	140.0	.0	9,925.3	8,534.5
MUSCAT ORANGE	.0	26.0	114.7	.0	.0	.0	3.0	219.0	154.3
PALOMINO/G CHASSELAS	213.6	690.1	7,886.8	285.0	742.4	62.4	.0	10,061.9	14,590.4
PINOT BLANC	.0	164.2	197.5	.0	.0	219.8	.0	6,757.6	6,207.2
SAUVIGNON BLANC	13,651.0	11,923.6	1,399.2	3.8	.0	1,328.4	2,092.4	83,167.0	58,448.1
SAUVIGNON MOSQUE	.0	.0	.0	.0	.0	.0	.0	157.1	104.3
SAUVIGNON VERT	.0	.0	.0	.0	.0	.0	.0	288.0	300.6
SCHEUREBE	.0	.0	.0	.0	.0	.0	.0	5.2	9.1
SEMILLON	2,183.8	548.5	3,000.3	1,516.6	.0	28.9	646.6	14,081.6	15,076.7
ST. EMILION (UGNI BLANC)	.0	.0	4,620.7	577.2	29.5	.0	.0	5,300.3	6,000.2
SYLVANER	.0	.0	.0	.0	.0	.0	.0	842.8	1,834.6
SYMPHONY	30.4	173.7	16.1	.0	4.0	.0	.0	568.0	619.8
WHITE RIESLING	544.1	.0	.0	.0	.0	788.8	14.5	19,145.1	23,606.8
OTHER WHITE A/	16.3	42.2	458.7	.0	.0	.0	58.7	1,263.8	8,829.9
TOTAL WHITE	101,470.1	196,869.1	456,648.8	195,552.1	984.3	7,120.0	12,616.7	1,272,150.7	1,356,159.7

A/ OTHER CATEGORIES INCLUDE MINOR VARIETIES AS WELL AS MIXED VARIETIES.

TABLE 2: TONS OF GRAPES CRUSHED BY CALIFORNIA PROCESSORS FROM THE 1989 CROP BY TYPE, VARIETY, AND REPORTING DISTRICT WHERE GROWN, WITH COMPARISONS (CONT'D.)

TYPE AND VARIETY	1	2	3	4	5	6	7	8	9	10
----- TONS -----										
WINE GRAPES (RED):										
ALEATICO	.0	.0	1.8	.0	.0	.0	.0	.0	.0	.0
ALICANTE BOUSCHET	.0	.0	129.8	.0	.7	.0	.0	.0	.0	.0
BARBERA	70.9	34.5	196.5	29.1	.0	3.3	.0	155.4	1,103.1	66.6
BLACK MALVOISIE	.0	.0	7.4	.0	.0	.0	.0	.0	.0	.0
CABERNET FRANC	208.8	121.5	1,159.5	2,231.3	.9	18.4	307.6	131.0	.0	71.4
CABERNET SAUVIGNON	4,638.5	4,148.3	20,525.1	26,885.9	1,304.6	1,044.0	10,356.7	6,814.0	955.5	546.7
CARIGNANE	6,552.3	.0	1,457.9	106.6	132.9	231.8	5.9	.0	201.7	21.1
CARMINE	.0	.0	13.4	1.3	.0	.0	.0	.0	.0	4.9
CARNELIAN	.0	.0	.0	.0	.0	.0	.0	.0	.0	.0
CENTURIAN	.0	.0	.0	.0	.0	.0	.0	.0	.0	.0
CHARBONO	18.1	.0	.0	63.6	.0	2.0	.0	.0	.0	7.6
EARLY BURGUNDY	28.6	.0	49.9	36.2	47.4	.0	557.1	.0	.0	.0
GAMAY (NAPA)	368.9	292.8	1,009.1	2,018.5	799.2	.0	1,639.0	663.1	428.1	.0
GAMAY BEAUJOLAIS	1,897.9	57.9	966.5	1,154.6	28.7	.0	2,632.9	145.3	.0	.0
GRENACHE	273.1	.0	15.9	13.6	.0	85.4	701.2	.0	4,257.7	19.7
GRIGNOLINO	.0	.0	.0	44.0	.0	19.8	.0	.0	.0	.0
MALBEC	.0	6.1	51.3	55.3	.0	.0	.3	.0	.0	.0
MATARO	.0	.0	9.2	6.9	.0	396.5	.0	1.7	19.3	27.1
MERLOT	242.6	473.6	4,337.0	6,510.1	.0	234.2	742.8	857.8	9.3	85.1
MEUNIER	.5	.0	87.8	823.3	.0	.0	.0	.0	.0	.0
MISSION	.0	.0	.2	.0	.0	10.7	.0	.0	.0	19.7
MUSCAT HAMBURG	.0	.0	.0	.0	.0	36.0	.0	.0	.0	9.4
NEBBIOLO	1.0	.0	.0	.0	.0	.0	.0	38.5	.0	1.4
PETITE SIRAH	1,028.4	118.9	494.2	1,298.3	242.0	146.3	4,170.1	648.3	322.1	69.3
PETITE VERDOT	.0	4.2	45.6	49.4	.0	.0	.0	.0	.0	.0
PFEFFER CABERNET	.0	.0	.0	.0	.0	.0	39.8	.0	.0	.0
PINOT NOIR	3,028.5	.0	15,571.3	12,629.6	261.8	364.4	4,938.7	3,319.6	4.7	13.4
PINOT ST GEORGE	.0	.0	12.7	.0	.0	.0	61.8	.0	.0	.0
REFOSCO/MONDEUSE	.0	.0	.0	.0	6.4	.0	84.2	.0	.0	.0
ROYALTY	.0	.0	.0	.0	.0	.0	.0	.0	.0	.0
RUBIRED	.0	.0	.0	.0	.0	.0	.0	.0	.0	.0
RUBY CABERNET	.0	.0	18.9	4.9	.0	24.0	.0	.0	.5	34.4
SALVADOR	.0	.0	.0	.0	.0	44.0	.0	.0	.0	.0
SANGIOVETO	.0	.0	.0	8.6	.0	.0	.0	.0	.0	.0
SOUZAO	.0	.0	.0	.0	.0	.0	40.2	.0	.0	2.5
ST MACAIRE	.0	.0	.0	13.9	.0	.0	.0	.0	.0	.0
SYRAH/FRENCH SYRAH-SHIRAZ	91.6	.0	49.9	55.0	.0	3.5	3.1	171.8	.8	14.9
TINTA CAO	.0	.0	.0	.0	.0	.0	.0	.0	.0	13.9
TINTA MADEIRA	.0	.0	.0	.0	.0	.0	.0	.0	.0	.0
TOURIGA	.0	.0	.0	.0	.0	.0	.0	.0	.0	.0
VALDEPENAS	.0	.0	.0	.0	.0	.0	.0	.0	.0	.0
VERDELHO	.0	.0	.0	.0	.0	.0	.0	.0	.0	.0
ZINFANDEL	9,533.5	1,220.0	16,504.9	10,017.5	563.9	1,393.4	12,621.9	8,715.8	1,184.5	6,131.2
OTHER RED A/	59.9	13.9	313.8	58.9	6.8	.0	54.8	6.3	56.2	71.8
TOTAL RED	28,043.1	6,491.7	63,029.6	64,116.4	3,395.3	4,057.7	38,958.1	21,668.6	8,543.5	7,232.1
TOTAL WINE	59,168.5	12,137.2	129,543.8	132,848.7	6,990.6	10,885.5	108,316.9	59,776.6	16,674.6	10,083.3
TOTAL ALL VARIETIES	59,168.5	12,205.9	129,543.8	132,849.4	6,990.6	10,885.5	108,316.9	59,890.8	16,800.4	10,090.4

TABLE 2: TONS OF GRAPES CRUSHED BY CALIFORNIA PROCESSORS FROM THE 1989 CROP BY TYPE, VARIETY, AND REPORTING DISTRICT
WHICH GROWN, WITH COMPARISONS (CONT'D.)

TYPE AND VARIETY	11	12	13	14	15	16	17	1989 STATE TOTAL	1988 STATE TOTAL
----- TONS -----									
WINE GRAPES (RED):									
ALEATICO	.0	.0	272.0	.0	.0	.0	.0	273.8	433.7
ALICANTE BOUSCHET	69.5	.0	1,644.7	642.0	88.7	.0	.0	2,575.4	3,449.0
BARBERA	740.4	21,699.0	58,055.2	9,576.7	.0	.0	.0	91,730.7	94,732.7
BLACK MALVOISIE	7.0	.0	380.0	.0	.0	.0	.0	394.4	386.2
CABERNET FRANC	.0	.0	.0	.0	.0	.0	.0	4,250.4	2,863.9
CABERNET SAUVIGNON	13,906.5	5,029.0	587.6	3,244.5	1.1	296.6	1,568.7	101,853.3	72,782.0
CARIGNANE	19,505.2	20,244.2	33,433.2	6,825.6	50.0	58.7	.0	88,827.1	90,499.0
CARMINE	.0	.0	194.0	22.0	.0	22.0	1.8	259.4	263.7
CARNELIAN	58.8	78.0	4,586.9	3,479.5	.0	.0	.0	8,203.2	11,085.7
CENTURIAN	46.3	.0	4,965.9	.0	.0	.0	.0	5,012.2	6,720.1
CHARBONO	.0	.0	.0	.0	.0	.0	.0	91.3	224.7
EARLY BURGUNDY	.0	.0	.0	.0	.0	.0	.0	719.2	608.8
GAMAY (NAPA)	1,017.7	.0	578.5	949.2	.0	11.2	193.0	9,968.3	10,582.4
GAMAY BEAUJOLAIS	.0	.0	.0	.0	.0	37.8	.0	6,921.6	2,999.6
GRENACHE	221.0	24,380.7	73,185.9	25,487.1	754.8	.0	.0	129,396.1	97,460.7
GRIGNOLINO	.0	.0	.0	.0	.0	.0	.0	63.8	73.0
MALBEC	.0	295.6	.0	.0	.0	.0	.0	408.6	259.5
MATARO	.0	.0	.0	.0	355.8	.0	.0	816.5	315.0
MERLOT	847.5	20.6	273.3	41.6	.0	11.9	842.9	15,530.3	7,653.7
MEUNIER	.0	.0	.0	.0	.0	.0	.0	911.6	434.4
MISSION	96.5	3,212.6	1,640.0	.0	903.8	.0	.0	5,883.5	7,458.8
MUSCAT HAMBURG	25.9	49.5	.0	.0	.0	.0	.0	120.8	116.7
NEBBIOLO	.0	37.5	.0	.0	.0	.0	.0	78.4	85.9
PETITE SIRAH	1,428.4	1,219.8	544.8	553.0	.0	28.8	256.0	12,568.7	13,708.7
PETITE VERDOT	.0	.0	.0	.0	.0	.0	.0	99.2	42.6
PFEFFER CABERNET	.0	.0	.0	.0	.0	.0	.0	39.8	36.4
PINOT NOIR	.0	20.7	133.2	.0	.3	.0	.0	40,286.2	28,221.0
PINOT ST GEORGE	.0	.0	.0	.0	.0	.0	.0	74.5	106.2
REFOSCO/MONDEUSE	.0	.0	.0	.0	.0	.0	.0	90.6	65.4
ROYALTY	81.6	275.9	4,203.5	2,035.7	.0	.0	.0	6,596.7	6,168.6
RUBIRED	388.8	4,762.7	29,896.0	27,289.8	.0	.0	.0	62,337.3	62,355.6
RUBY CABERNET	90.2	19,297.7	20,664.4	9,582.6	.0	.0	.0	49,717.6	55,096.0
SALVADOR	.0	48.7	238.9	6,936.3	120.5	.0	.0	7,388.4	6,894.4
SANGIOVETO	.0	.0	.0	.0	.0	.0	.0	8.6	7.6
SOUZAO	.0	.0	87.5	.0	.0	.0	.0	130.2	115.9
ST MACAIRE	.0	300.9	.0	.0	.0	.0	.0	314.8	294.6
SYRAH/FRENCH SYRAH-SHIRAZ	5.8	.0	.0	.0	.0	.0	.0	396.4	394.2
TINTA CAO	.0	.0	1.1	.0	.0	.0	.0	15.0	14.0
TINTA MADEIRA	57.9	.0	219.7	.0	.0	.0	.0	277.6	332.0
TOURIGA	.0	.0	10.9	.0	.0	.0	.0	10.9	21.6
VALDEPENAS	.0	1,476.4	12.1	.0	.0	.0	.0	1,488.5	1,313.6
VERDELHO	.0	.0	.0	.0	.0	.0	.0	.0	6.5
ZINFANDEL	84,751.9	33,860.8	11,900.6	8,066.2	2,003.5	654.7	1,791.2	210,915.5	170,091.0
OTHER RED A/	419.8	1,897.5	262.1	172.8	1,294.3	24.4	.0	4,713.3	3,669.1
TOTAL RED	123,766.7	138,207.8	247,972.0	104,904.6	5,572.8	1,146.1	4,653.6	871,759.7	760,444.2
TOTAL WINE	225,236.8	335,076.9	704,620.8	300,456.7	6,557.1	8,266.1	17,270.3	2,143,910.4	2,116,603.9
TOTAL ALL VARIETIES	341,711.3	350,025.4	1,003,631.5	445,861.2	6,751.4	8,276.5	17,270.3	2,720,269.8	2,840,630.3

A/ OTHER CATEGORIES INCLUDE MINOR VARIETIES AS WELL AS MIXED VARIETIES.

TABLE 3: WEIGHTED AVERAGE DEGREES BRIX FOR ALL GRAPES CRUSHED BY CALIFORNIA PROCESSORS FROM THE 1989 CROP BY TYPE, VARIETY AND REPORTING DISTRICT WHERE GROWN, WITH COMPARISONS (CONT'D.)

TYPE AND VARIETY	DEGREES BRIX																	1989	1988
	1	2	3	4	5	6	7	8	9	10	11	12	13	14	15	16	17	STATE	STATE
	:	:	:	:	:	:	:	:	:	:	:	:	:	:	:	:	:	TOTAL	TOTAL
WINE GRAPES (RED):																			
ALEATICO	.0	.0	22.1	.0	.0	.0	.0	.0	.0	.0	.0	20.8	.0	.0	.0	.0	20.8	21.2	
ALICANTE BOUSCHET	.0	.0	21.4	.0	25.5	.0	.0	.0	.0	21.2	.0	21.9	22.0	21.0	.0	.0	21.8	20.9	
BARBERA	23.2	20.3	21.9	22.2	.0	23.5	.0	22.7	18.4	23.3	22.0	22.3	22.7	22.5	.0	.0	22.5	21.5	
BLACK MALVOISIE	.0	.0	22.9	.0	.0	.0	.0	.0	.0	22.2	.0	21.2	.0	.0	.0	.0	21.2	20.2	
CABERNET FRANC	29.5	22.9	22.6	22.8	24.9	21.6	23.0	23.2	.0	22.4	.0	.0	.0	.0	.0	.0	23.1	22.6	
CABERNET SAUVIGNON	21.7	22.4	22.2	22.6	21.0	22.6	23.4	23.3	22.9	23.1	21.9	21.7	20.7	22.0	22.7	21.7	21.6	22.4	22.6
CARIGNANE	21.4	.0	22.2	21.9	22.6	22.5	22.5	.0	20.6	22.4	21.4	18.5	22.5	22.3	21.5	20.7	.0	21.2	21.6
CARMINE	.0	.0	20.8	23.0	.0	.0	.0	.0	.0	22.9	.0	.0	23.9	23.0	.0	23.5	24.6	23.6	21.9
CARNELIAN	.0	.0	.0	.0	.0	.0	.0	.0	.0	.0	23.3	20.4	24.2	24.3	.0	.0	.0	24.2	22.1
CENTURIAN	.0	.0	.0	.0	.0	.0	.0	.0	.0	23.6	.0	24.4	.0	.0	.0	.0	24.4	23.8	23.8
CHARBONO	21.0	.0	.0	21.6	.0	21.0	.0	.0	.0	21.9	.0	.0	.0	.0	.0	.0	21.5	21.4	21.4
EARLY BURGUNDY	20.6	.0	22.1	21.8	24.0	.0	21.4	.0	.0	.0	.0	.0	.0	.0	.0	.0	21.6	22.8	22.8
GAMAY (NAPA)	19.7	18.9	21.0	20.9	20.6	.0	20.5	20.6	16.5	.0	18.6	.0	22.6	20.9	.0	20.7	20.7	20.4	20.0
GAMAY BEAUJOLAIS	21.3	21.8	21.1	21.8	21.2	.0	22.7	22.2	.0	.0	.0	.0	.0	.0	.0	21.1	.0	21.9	21.8
GRENAIS	21.0	.0	22.1	22.3	.0	23.4	20.0	.0	17.3	22.6	21.2	19.9	20.2	18.8	24.0	.0	.0	19.8	20.6
GRIGNOLINO	.0	.0	.0	23.0	.0	21.4	.0	.0	.0	.0	.0	.0	.0	.0	.0	.0	22.5	22.7	22.7
MALBEC	.0	22.2	22.9	22.6	.0	.0	23.0	.0	.0	.0	.0	23.1	.0	.0	.0	.0	23.0	25.6	25.6
MATARO	.0	.0	24.5	22.4	.0	23.0	.0	22.6	22.6	22.4	.0	.0	.0	.0	23.0	.0	23.0	22.8	22.8
MERLOT	20.8	21.9	23.0	22.7	.0	23.3	24.7	22.7	21.3	23.2	22.0	20.4	23.2	24.3	.0	22.9	22.6	22.8	23.0
MEUNIER	18.5	.0	18.2	18.3	.0	.0	.0	.0	.0	.0	.0	.0	.0	.0	.0	.0	18.3	18.6	18.6
MISSION	.0	.0	21.0	.0	.0	22.0	.0	.0	.0	24.4	23.1	22.3	23.0	.0	23.0	.0	.0	22.6	22.9
MUSCAT HAMBURG	.0	.0	.0	.0	.0	21.0	.0	.0	.0	22.1	22.3	22.0	.0	.0	.0	.0	21.8	22.0	22.0
NEBBIOLO	22.0	.0	.0	.0	.0	.0	.0	23.3	.0	22.3	.0	23.0	.0	.0	.0	.0	23.1	22.5	22.5
PETITE SIRAH	22.0	20.6	21.0	22.2	21.4	21.5	21.7	23.1	21.3	22.3	21.6	21.1	24.6	21.2	.0	23.4	21.3	21.8	22.0
PETITE VERDOT	.0	21.5	22.2	19.9	.0	.0	.0	.0	.0	.0	.0	.0	.0	.0	.0	.0	21.0	23.1	23.1
PFEFFER CABERNET	.0	.0	.0	.0	.0	24.7	.0	.0	.0	.0	.0	.0	.0	.0	.0	.0	24.7	23.1	23.1
PINOT NOIR	20.4	.0	19.9	20.2	20.2	22.6	21.8	21.7	19.6	21.9	.0	20.0	24.2	.0	22.2	.0	.0	20.4	20.3
PINOT ST GEORGE	.0	.0	22.9	.0	.0	.0	32.6	.0	.0	.0	.0	.0	.0	.0	.0	.0	31.0	19.7	19.7
REFOSCO/MONDEUSE	.0	.0	.0	.0	22.6	.0	20.2	.0	.0	.0	.0	.0	.0	.0	.0	.0	20.4	21.3	21.3
ROYALTY	.0	.0	.0	.0	.0	.0	.0	.0	.0	20.0	20.3	22.4	23.3	.0	.0	.0	22.5	21.9	21.9
RUBIRED	.0	.0	.0	.0	.0	.0	.0	.0	.0	21.9	20.7	22.9	22.3	.0	.0	.0	22.5	22.3	22.3
RUBY CABERNET	.0	.0	20.9	21.5	.0	20.4	.0	.0	20.5	22.1	23.4	21.7	22.9	23.5	.0	.0	22.6	22.6	22.6
SALVADOR	.0	.0	.0	.0	.0	20.0	.0	.0	.0	.0	.0	20.0	21.2	21.0	20.3	.0	.0	21.0	20.2
SANGIOVETO	.0	.0	.0	22.3	.0	.0	.0	.0	.0	.0	.0	.0	.0	.0	.0	.0	22.3	23.1	23.1
SOUZAO	.0	.0	.0	.0	.0	.0	19.8	.0	.0	22.6	.0	.0	23.4	.0	.0	.0	22.3	21.6	21.6
ST MACAIRE	.0	.0	.0	22.5	.0	.0	.0	.0	.0	22.1	.0	.0	.0	.0	.0	.0	22.2	22.2	22.2
SYRAH/FRENCH SYRAH-SHIRAZ	22.4	.0	22.5	23.2	.0	22.4	20.5	23.4	19.2	22.3	22.8	.0	.0	.0	.0	.0	22.9	22.9	22.9
TINTA CAO	.0	.0	.0	.0	.0	.0	.0	.0	.0	22.5	.0	.0	21.8	.0	.0	.0	22.5	22.7	22.7
TINTA MADEIRA	.0	.0	.0	.0	.0	.0	.0	.0	.0	22.5	.0	22.5	.0	.0	.0	.0	22.5	20.9	20.9
TOURIGA	.0	.0	.0	.0	.0	.0	.0	.0	.0	.0	.0	21.2	.0	.0	.0	.0	21.2	22.8	22.8
VALDEPENAS	.0	.0	.0	.0	.0	.0	.0	.0	.0	.0	22.4	24.2	.0	.0	.0	.0	22.4	22.0	22.0
VERDELHO	.0	.0	.0	.0	.0	.0	.0	.0	.0	.0	.0	.0	.0	.0	.0	.0	.0	21.9	21.9
ZINFANDEL	19.4	18.8	19.9	19.5	19.1	22.4	19.7	19.4	18.3	21.2	18.6	17.8	17.2	16.8	20.6	19.6	17.6	18.7	19.2
OTHER RED A/	21.9	19.0	21.6	23.1	21.8	.0	23.5	24.0	19.4	21.7	20.8	20.8	23.4	20.7	22.5	22.0	.0	21.6	21.2
TOTAL RED	20.7	21.5	21.0	21.5	20.7	22.5	21.6	21.4	18.4	21.4	19.5	20.0	21.8	21.1	22.0	20.5	20.2	20.9	21.1
TOTAL WINE	20.9	21.5	21.1	21.6	20.7	22.6	21.8	21.9	19.1	21.6	19.4	20.1	21.1	20.5	21.8	21.4	20.0	20.8	20.6
TOTAL ALL VARIETIES	20.9	21.5	21.1	21.6	20.7	22.6	21.8	21.9	19.1	21.6	18.8	20.1	21.0	20.8	21.9	21.4	20.0	20.7	20.2

A/ OTHER CATEGORIES INCLUDE MINOR VARIETIES AS WELL AS MIXED VARIETIES.

TABLE 4: TONS OF GRAPES PURCHASED FOR WINE, CONCENTRATE, JUICE, VINEGAR, AND BEVERAGE BRANDY, BY CALIFORNIA PROCESSORS FROM THE 1989 CROP BY TYPE, VARIETY, AND REPORTING DISTRICT WHERE GROWN, WITH COMPARISONS

TYPE AND VARIETY	1	2	3	4	5	6	7	8	9	10
RAISIN GRAPES:										
CANNER	.0	.0	.0	.0	.0	.0	.0	.0	.0	.0
MUSCATS	.0	.0	.0	.0	.0	.0	.0	.0	.0	7.1
SULTANAS	.0	.0	.0	.0	.0	.0	.0	.0	.0	.0
THOMPSON SEEDLESS	.0	.0	.0	.0	.0	.0	.0	.0	.0	.0
PACKINGHOUSE CULLS	.0	.0	.0	.0	.0	.0	.0	.0	.0	.0
OTHER RAISIN A/	.0	.0	.0	.0	.0	.0	.0	.0	.0	.0
TOTAL RAISIN	.0	.0	.0	.0	.0	.0	.0	.0	.0	7.1
TABLE GRAPES:										
ALMERIA	.0	.0	.0	.0	.0	.0	.0	.0	.0	.0
BEAUTY SDLS/BLK BEAUTY	.0	.0	.0	.0	.0	.0	.0	.0	.0	.0
BLACK MONUKKA	.0	.0	.0	.0	.0	.0	.0	.0	.0	.0
BLACK PRINCE/ROSE OF PERU	.0	.0	.0	.0	.0	.0	.0	.0	.0	.0
BLACK SEEDLESS	.0	.0	.0	.0	.0	.0	.0	.0	.0	.0
CALMERIA	.0	.0	.0	.0	.0	.0	.0	.0	.0	.0
CARDINAL	.0	.0	.0	.0	.0	.0	.0	.0	.0	.0
CHRISTMAS ROSE	.0	.0	.0	.0	.0	.0	.0	.0	.0	.0
CONCORD	.0	.0	.0	.0	.0	.0	.0	.0	.0	.0
EMPERATRIZ	.0	.0	.0	.0	.0	.0	.0	.0	125.8	.0
EMPEROR	.0	.0	.0	.0	.0	.0	.0	.0	.0	.0
EXOTIC	.0	.0	.0	.0	.0	.0	.0	.0	.0	.0
FLAME SEEDLESS	.0	.0	.0	.0	.0	.0	.0	.0	.0	.0
ITALIA	.0	.0	.0	.0	.0	.0	.0	.0	.0	.0
PERLETTE	.0	.0	.0	.0	.0	.0	.0	.0	.0	.0
QUEEN	.0	.0	.0	.0	.0	.0	.0	.0	.0	.0
RED GLOBE/ROSE-ITO	.0	.0	.0	.0	.0	.0	.0	.0	.0	.0
RED MALAGA	.0	.0	.0	.0	.0	.0	.0	.0	.0	.0
RIBIER	.0	.0	.0	.0	.0	.0	.0	.0	.0	.0
RUBY SEEDLESS/KING RUBY	.0	.0	.0	.0	.0	.0	.0	.0	.0	.0
SUPERIOR SEEDLESS	.0	.0	.0	.0	.0	.0	.0	.0	.0	.0
TOKAY	.0	.0	.0	.0	.0	.0	.0	.0	.0	.0
WHITE MALAGA	.0	.0	.0	.0	.0	.0	.0	.0	.0	.0
PACKINGHOUSE CULLS	.0	.0	.0	.0	.0	.0	.0	.0	.0	.0
OTHER TABLE A/	.0	.0	.0	.0	.0	.0	.0	.0	.0	.0
TOTAL TABLE	.0	.0	.0	.0	.0	.0	.0	.0	125.8	.0
WINE GRAPES (WHITE):										
BURGER	6.0	.0	164.7	14.6	.0	.0	.0	.0	.0	.0
CHARDONNAY	9,190.5	444.0	28,901.3	23,861.2	837.0	1,177.8	10,662.8	10,927.3	644.2	420.5
CHEMIN BLANC	2,814.7	95.5	3,607.9	4,210.3	328.4	97.0	6,128.1	3,085.5	253.8	196.8
EMERALD RIESLING	.0	.0	.0	.0	.0	.0	.0	.0	.0	.0
FEHER SZAGOS	.0	.0	.0	.0	.0	.0	.0	.0	.0	.0
FLORA	15.3	.0	.0	47.6	.0	.0	81.9	.0	.0	.0
FOLLE BLANCHE	.0	.0	.0	.0	.0	.0	.0	.0	.0	.0
FRENCH COLOMBARD	2,929.0	.0	3,237.7	257.3	263.1	266.4	1,828.7	87.5	800.4	47.1
GEWURZTRAMINER	996.0	.0	1,999.6	209.8	2.5	95.4	2,121.4	1,039.2	.0	6.2
GRAY RIESLING	153.3	.0	108.3	76.5	.0	227.7	282.7	18.5	.0	.0
GREEN HUNGARIAN	585.6	.0	88.4	59.9	.0	.0	.0	271.7	.0	.0
KLEINBERGER	.0	.0	17.3	.0	.0	.0	.0	.0	.0	.0
MALVASIA BIANCA	.0	.0	.0	2.3	.0	.0	.0	.0	.0	.0
MUSCAT BLANC/M CANELLI	69.4	347.8	257.9	243.4	.0	.0	926.1	578.4	.0	23.0
MUSCAT ORANGE	.0	.0	.0	.0	.0	.0	2.0	.0	.0	46.3
PALOMINO/G CHASSELAS	33.0	.0	40.3	.0	.0	11.0	.0	.0	.0	.0
PINOT BLANC	46.8	.0	776.0	226.6	.0	257.9	2,103.0	185.7	.0	.0
SAUVIGNON BLANC	3,281.0	1,926.4	6,638.3	11,012.5	1,712.4	342.0	4,188.2	5,144.4	496.5	1,037.0
SAUVIGNON MOSQUE	.0	.0	.0	15.3	.0	.0	141.8	.0	.0	.0
SAUVIGNON VERT	23.1	.0	229.5	.0	.0	.0	.0	.0	.0	.7
SEMILLON	76.4	51.0	444.3	890.3	.0	85.9	1,284.8	463.9	.0	27.1
ST. EMILION (UGNI BLANC)	.0	.0	.0	.0	.0	.0	.0	.0	.0	.0
SYLVANER	.0	.0	34.2	29.8	.0	31.3	377.1	43.8	.0	.0
SYMPHONY	.0	.0	310.6	.0	.0	.0	.0	.0	.0	.0
WHITE RIESLING	459.0	381.5	708.4	1,312.3	.0	39.1	6,660.6	2,329.7	.8	7.1
OTHER WHITE A/	35.7	.0	64.6	1.4	8.3	.0	.0	.0	.0	12.3
TOTAL WHITE	20,714.8	3,246.2	47,629.3	42,471.1	3,151.7	2,631.5	36,789.2	24,175.6	2,195.7	1,824.1

TABLE 4: TONS OF GRAPES PURCHASED FOR WINE, CONCENTRATE, JUICE, VINEGAR, AND BEVERAGE BRANDY, BY CALIFORNIA PROCESSORS FROM THE 1989 CROP BY TYPE, VARIETY, AND REPORTING DISTRICT WHERE GROWN, WITH COMPARISONS (CONT'D.)

TYPE AND VARIETY	11	12	13	14	15	16	17	1989 STATE TOTAL	1988 STATE TOTAL
RAISIN GRAPES:									
CANNER	.0	.0	153.9	.0	.0	.0	.0	153.9	.0
MUSCATS	.0	.0	18,094.7	14,869.4	.0	.0	.0	32,971.2	45,177.3
SULTANAS	.0	.0	238.0	.0	.0	.0	.0	238.0	862.1
THOMPSON SEEDLESS	86.1	11,136.9	193,480.5	35,144.5	19.7	.0	.0	239,867.7	249,989.4
PACKINGHOUSE CULLS	.0	.0	.0	.0	.0	.0	.0	.0	598.1
OTHER RAISIN A/	.0	47.9	.0	.0	.0	.0	.0	47.9	.0
TOTAL RAISIN	86.1	11,184.8	211,967.1	50,013.9	19.7	.0	.0	273,278.7	296,626.9
TABLE GRAPES:									
ALMERIA	.0	.0	.0	5.2	.0	.0	.0	5.2	.0
BEAUTY SDLS/BLK BEAUTY	.0	.0	.0	.0	.0	.0	.0	.0	26.2
BLACK MONUKKA	.0	.0	1,243.8	.0	.0	.0	.0	1,243.8	146.1
BLACK PRINCE/ROSE OF PERU	.0	.0	.0	.0	174.6	.0	.0	174.6	208.9
BLACK SEEDLESS	.0	.0	207.4	.0	.0	.0	.0	207.4	.0
CALMERIA	.0	.0	241.1	2,105.5	.0	.0	.0	2,346.6	2,329.6
CARDINAL	.0	.0	.0	166.5	.0	.0	.0	166.5	496.9
CHRISTMAS ROSE	.0	.0	183.9	414.2	.0	.0	.0	598.1	754.4
CONCORD	.0	.0	.0	.0	.0	.0	.0	125.8	23.0
EMPERATRIZ	.0	.0	132.2	979.7	.0	.0	.0	1,111.9	1,836.9
EMPEROR	.0	.0	841.8	955.9	.0	.0	.0	1,797.7	12,864.7
EXOTIC	.0	.0	10.8	221.1	.0	.0	.0	231.9	356.2
FLAME SEEDLESS	.0	.0	5,656.6	3,645.2	.0	.0	.0	9,301.8	6,614.2
ITALIA	.0	.0	236.2	43.0	.0	.0	.0	279.2	169.3
PERLETTE	.0	.0	.0	.0	.0	.0	.0	.0	37.1
QUEEN	.0	.0	.0	604.1	.0	.0	.0	604.1	360.7
RED GLOBE/ROSE-ITO	.0	.0	884.3	198.8	.0	.0	.0	1,083.1	920.7
RED MALAGA	.0	.0	32.8	117.0	.0	.0	.0	149.8	34.1
RIBIER	6.9	81.7	682.2	4,345.7	.0	.0	.0	5,116.5	2,561.2
RUBY SEEDLESS/KING RUBY	.0	.0	6,711.4	2,806.7	.0	.0	.0	9,518.1	8,064.3
SUPERIOR SEEDLESS	.0	.0	.0	5,678.1	.0	.0	.0	5,678.1	3,013.4
TOKAY	100,066.3	97.2	.0	.0	.0	.0	.0	100,163.5	155,074.7
WHITE MALAGA	.0	.0	4,568.2	5,737.1	.0	.0	.0	10,305.3	20,456.2
PACKINGHOUSE CULLS	.0	.0	.0	.0	.0	.0	.0	.0	11.7
OTHER TABLE A/	.0	.0	173.3	148.8	.0	.0	.0	322.1	360.1
TOTAL TABLE	100,073.2	178.9	21,806.0	28,172.6	174.6	.0	.0	150,531.1	216,720.6
WINE GRAPES (WHITE):									
BURGER	14,809.0	3,810.1	953.1	8,768.9	20.4	.0	.0	28,546.8	28,562.4
CHARDONNAY	5,797.7	4,470.7	2,320.2	193.4	.0	1,732.9	1,562.1	103,143.6	79,444.1
CHENIN BLANC	22,058.0	46,159.5	117,133.3	52,274.3	.0	764.0	6,559.2	265,766.3	287,076.3
EMERALD RIESLING	.0	.0	3,101.9	9,885.6	.0	.0	.0	12,987.5	16,064.4
FEHER SZAGOS	.0	.0	121.0	.0	.0	.0	.0	121.0	48.7
FLORA	.0	.0	.0	.0	.0	.0	.0	144.8	128.7
FOLLE BLANCHE	.0	.0	.0	.0	.0	.0	.0	.0	61.9
FRENCH COLOMBARD	32,140.2	106,296.9	293,821.0	114,927.0	.0	.0	1,587.1	558,489.4	672,126.6
GEWURZTRAMINER	.0	64.8	.0	.0	.0	.0	.0	6,534.9	9,218.9
GRAY RIESLING	265.6	.0	.0	363.5	.0	.0	.0	1,496.1	2,849.6
GREEN HUNGARIAN	.0	277.1	.0	195.4	.0	.0	.0	1,478.1	1,458.4
KLEINBERGER	.0	.0	.0	.0	.0	.0	.0	17.3	10.2
MALVASIA BIANCA	21.9	8,175.3	4,995.9	1,538.0	69.0	.0	.0	14,802.4	18,356.6
MUSCAT BLANC/M CANELLI	58.3	48.8	5,753.4	112.5	.0	137.2	.0	8,556.2	7,568.2
MUSCAT ORANGE	.0	26.0	114.7	.0	.0	.0	.0	189.0	127.7
PALOMINO/G CHASSELAS	157.7	690.0	7,753.7	285.0	727.4	51.1	.0	9,749.2	14,181.7
PINOT BLANC	.0	164.2	197.5	.0	.0	106.4	.0	4,064.1	4,637.1
SAUVIGNON BLANC	11,675.9	8,744.9	721.6	.0	.0	972.7	1,708.5	59,602.3	46,311.1
SAUVIGNON MOSQUE	.0	.0	.0	.0	.0	.0	.0	157.1	104.3
SAUVIGNON VERT	.0	.0	.0	.0	.0	.0	.0	253.3	291.8
SEMILLON	2,094.8	548.5	3,000.3	1,514.2	.0	4.3	524.7	11,010.5	12,903.9
ST. EMILION (UGNI BLANC)	.0	.0	4,226.1	570.1	.0	.0	.0	4,796.2	5,208.6
SYLVANER	.0	.0	.0	.0	.0	.0	.0	516.2	1,395.7
SYMPHONY	.0	149.8	.0	.0	.0	.0	.0	460.4	535.7
WHITE RIESLING	143.4	.0	.0	.0	.0	639.8	14.5	12,696.2	20,954.7
OTHER WHITE A/	.0	5.5	269.0	.0	.0	.0	58.7	455.5	7,845.2
TOTAL WHITE	89,222.5	179,632.1	444,482.7	190,627.9	816.8	4,408.4	12,014.8	1,106,034.4	1,237,472.5

A/ OTHER CATEGORIES INCLUDE MINOR VARIETIES AS WELL AS MIXED VARIETIES.

TABLE 4: TONS OF GRAPES PURCHASED FOR WINE, CONCENTRATE, JUICE, VINEGAR, AND BEVERAGE BRANDY, BY CALIFORNIA PROCESSORS FROM THE 1989 CROP BY TYPE, VARIETY, AND REPORTING DISTRICT WHERE GROWN, WITH COMPARISONS (CONT'D.)

TYPE AND VARIETY	1	2	3	4	5	6	7	8	9	10
TONS										
WINE GRAPES (RED):										
ALEATICO	.0	.0	.0	.0	.0	.0	.0	.0	.0	.0
ALICANTE BOUSCHET	.0	.0	105.5	.0	.7	.0	.0	.0	.0	.0
BARBERA	61.4	.0	181.4	.0	.0	3.3	.0	155.4	.0	53.5
BLACK MALVOISIE	.0	.0	7.4	.0	.0	.0	.0	.0	.0	.0
CABERNET FRANC	137.9	105.8	688.8	1,508.3	.9	.0	182.3	98.1	.0	58.0
CABERNET SAUVIGNON	3,355.0	2,813.7	12,167.4	16,710.1	1,123.9	206.6	6,538.5	5,850.5	598.8	324.1
CARIGNANE	5,923.1	.0	1,135.6	18.4	132.9	172.9	5.9	.0	29.7	21.1
CARMINE	.0	.0	.0	1.3	.0	.0	.0	.0	.0	4.9
CARNELIAN	.0	.0	.0	.0	.0	.0	.0	.0	.0	.0
CENTURIAN	.0	.0	.0	.0	.0	.0	.0	.0	.0	.0
CHARBONO	18.1	.0	.0	63.6	.0	.0	.0	.0	.0	7.6
EARLY BURGUNDY	28.6	.0	25.6	12.6	23.4	.0	499.2	.0	.0	.0
GAMAY (NAPA)	300.3	184.6	619.8	1,176.0	745.2	.0	1,586.9	479.0	.0	.0
GAMAY BEAUJOLAIS	1,398.4	57.9	781.2	466.3	15.8	.0	1,486.4	145.3	.0	.0
GRENACHE	212.7	.0	15.1	13.6	.0	83.4	700.7	.0	3,653.5	19.7
GRIGNOLINO	.0	.0	.0	.0	.0	6.9	.0	.0	.0	.0
MALBEC	.0	.0	12.3	39.7	.0	.0	.3	.0	.0	.0
MATARO	.0	.0	9.2	1.6	.0	388.5	.0	.0	19.3	14.6
MERLOT	218.8	379.5	2,533.8	3,696.5	.0	72.3	486.3	743.1	8.3	37.7
MEUNIER	.5	.0	67.1	265.4	.0	.0	.0	.0	.0	.0
MISSION	.0	.0	.2	.0	.0	10.7	.0	.0	.0	15.7
MUSCAT HAMBURG	.0	.0	.0	.0	.0	.0	.0	.0	.0	9.4
NEBBIOLO	1.0	.0	.0	.0	.0	.0	.0	22.3	.0	1.0
PETITE SIRAH	885.5	20.3	357.7	569.4	127.2	35.1	750.2	405.7	142.0	69.3
PETITE VERDOT	.0	.0	16.1	4.7	.0	.0	.0	.0	.0	.0
PFEFFER CABERNET	.0	.0	.0	.0	.0	.0	9.1	.0	.0	.0
PINOT NOIR	2,171.6	.0	12,230.0	9,977.8	245.2	249.2	3,767.0	2,523.6	4.7	12.9
PINOT ST GEORGE	.0	.0	7.2	.0	.0	.0	.0	.0	.0	.0
REFOSCO/MONDEUSE	.0	.0	.0	.0	.0	.0	84.2	.0	.0	.0
ROYALTY	.0	.0	.0	.0	.0	.0	.0	.0	.0	.0
RUBIRED	.0	.0	.0	.0	.0	.0	.0	.0	.0	.0
RUBY CABERNET	.0	.0	18.9	.0	.0	.0	.0	.0	.0	.7
SALVADOR	.0	.0	.0	.0	.0	44.0	.0	.0	.0	.0
SANGIOVETO	.0	.0	.0	8.6	.0	.0	.0	.0	.0	.0
SOUZAO	.0	.0	.0	.0	.0	.0	40.2	.0	.0	2.5
ST MACAIRE	.0	.0	.0	.0	.0	.0	.0	.0	.0	.0
SYRAH/FRENCH SYRAH-SHIRAZ	25.3	.0	30.8	14.6	.0	.0	3.1	88.1	.0	4.4
TINTA CAO	.0	.0	.0	.0	.0	.0	.0	.0	.0	13.9
TINTA MADEIRA	.0	.0	.0	.0	.0	.0	.0	.0	.0	.0
TOURIGA	.0	.0	.0	.0	.0	.0	.0	.0	.0	.0
VALDEPENAS	.0	.0	.0	.0	.0	.0	.0	.0	.0	.0
VERDELHO	.0	.0	.0	.0	.0	.0	.0	.0	.0	.0
ZINFANDEL	8,143.8	980.5	14,723.5	7,619.4	486.9	1,083.3	4,521.0	6,304.0	969.6	5,375.0
OTHER RED A/	47.5	.0	196.1	51.1	6.8	.0	2.2	.0	30.8	57.3
TOTAL RED	22,929.5	4,542.3	45,930.7	42,219.0	2,908.9	2,356.2	20,663.5	16,815.1	5,456.7	6,103.3
TOTAL WINE	43,644.3	7,788.5	93,560.0	84,690.1	6,060.6	4,987.7	57,452.7	40,990.7	7,652.4	7,927.4
TOTAL ALL VARIETIES	43,644.3	7,788.5	93,560.0	84,690.1	6,060.6	4,987.7	57,452.7	40,990.7	7,778.2	7,934.5

TABLE 4: TONS OF GRAPES PURCHASED FOR WINE, CONCENTRATE, JUICE, VINEGAR, AND BEVERAGE BRANDY, BY CALIFORNIA PROCESSORS FROM THE 1989 CROP BY TYPE, VARIETY, AND REPORTING DISTRICT WHERE GROWN, WITH COMPARISONS (CONT'D.)

TYPE AND VARIETY	1989 STATE							1988 STATE	
	11	12	13	14	15	16	17	TOTAL	TOTAL
TONS									
WINE GRAPES (RED):									
ALEATICO	.0	.0	272.0	.0	.0	.0	.0	272.0	431.5
ALICANTE BOUSCHET	69.4	.0	1,628.1	354.2	88.7	.0	.0	2,246.6	2,077.7
BARBERA	619.5	14,864.4	56,325.6	8,183.9	.0	.0	.0	80,448.4	86,383.0
BLACK MALVOISIE	7.0	.0	380.0	.0	.0	.0	.0	394.4	383.9
CABERNET FRANC	.0	.0	.0	.0	.0	.0	.0	2,780.1	2,094.5
CABERNET SAUVIGNON	13,216.8	4,342.2	392.1	3,058.9	.0	194.3	1,379.5	72,272.4	54,031.3
CARIGNANE	16,150.3	18,944.4	28,813.4	5,024.1	50.0	58.7	.0	76,480.5	73,487.8
CARMINE	.0	.0	192.5	22.0	.0	.0	.0	220.7	249.3
CARNELIAN	58.8	78.0	4,424.0	2,949.2	.0	.0	.0	7,510.0	9,879.4
CENTURIAN	46.3	.0	4,230.6	.0	.0	.0	.0	4,276.9	5,771.8
CHARBONO	.0	.0	.0	.0	.0	.0	.0	89.3	138.0
EARLY BURGUNDY	.0	.0	.0	.0	.0	.0	.0	589.4	515.1
GAMAY (NAPA)	1,010.6	.0	.0	949.2	.0	11.2	193.0	7,255.8	7,179.5
GAMAY BEAUJOLAIS	.0	.0	.0	.0	.0	1.2	.0	4,352.5	2,279.8
GRENADE	221.0	22,812.8	71,667.7	24,503.8	737.3	.0	.0	124,641.3	92,177.9
GRIGNOLINO	.0	.0	.0	.0	.0	.0	.0	6.9	.0
MALBEC	.0	295.6	.0	.0	.0	.0	.0	347.9	250.1
MATARO	.0	.0	.0	.0	323.8	.0	.0	757.0	215.2
MERLOT	845.5	20.6	.0	.0	.0	10.9	748.8	9,802.1	5,006.7
MEUNIER	.0	.0	.0	.0	.0	.0	.0	333.0	129.7
MISSION	95.2	2,219.2	1,639.3	.0	890.8	.0	.0	4,871.1	6,638.8
MUSCAT HAMBURG	25.9	49.5	.0	.0	.0	.0	.0	84.8	97.0
NEBBIOLO	.0	37.5	.0	.0	.0	.0	.0	61.8	78.4
PETITE SIRAH	1,339.0	1,177.9	87.9	329.8	.0	24.2	232.1	6,553.3	9,559.0
PETITE VERDOT	.0	.0	.0	.0	.0	.0	.0	20.8	13.7
PFEFFER CABERNET	.0	.0	.0	.0	.0	.0	.0	9.1	17.9
PINOT NOIR	.0	20.7	92.6	.0	.0	.0	.0	31,295.3	21,889.9
PINOT ST GEORGE	.0	.0	.0	.0	.0	.0	.0	7.2	40.4
REFOSCO/MONDEUSE	.0	.0	.0	.0	.0	.0	.0	84.2	65.4
ROYALTY	81.6	63.9	4,010.0	1,895.2	.0	.0	.0	6,050.7	5,851.6
RUBIRED	359.8	4,735.7	28,995.1	25,343.8	.0	.0	.0	59,434.4	58,028.3
RUBY CABERNET	90.2	16,764.3	19,761.6	8,979.0	.0	.0	.0	45,614.7	49,719.4
SALVADOR	.0	48.7	238.9	6,672.4	120.5	.0	.0	7,124.5	6,739.3
SANGIOVETO	.0	.0	.0	.0	.0	.0	.0	8.6	2.2
SOUZAO	.0	.0	71.6	.0	.0	.0	.0	114.3	96.4
ST MACAIRE	.0	299.8	.0	.0	.0	.0	.0	299.8	268.0
SYRAH/FRENCH SYRAH-SHIRAZ	.0	.0	.0	.0	.0	.0	.0	166.3	145.3
TINTA CAO	.0	.0	.0	.0	.0	.0	.0	13.9	5.8
TINTA MADEIRA	.0	.0	131.0	.0	.0	.0	.0	131.0	250.5
TOURIGA	.0	.0	.0	.0	.0	.0	.0	.0	1.0
VALDEPENAS	.0	1,432.6	12.1	.0	.0	.0	.0	1,444.7	1,267.9
VERDELHO	.0	.0	.0	.0	.0	.0	.0	.0	.7
ZINFANDEL	74,739.1	32,801.2	10,924.9	5,880.9	1,865.4	644.5	1,743.3	178,806.3	155,001.1
OTHER RED A/	268.6	1,798.4	157.0	151.8	1,294.3	24.4	.0	4,086.3	2,535.0
TOTAL RED	109,244.6	122,807.4	234,448.0	94,298.2	5,370.8	969.4	4,296.7	741,360.3	660,993.2
TOTAL WINE	198,467.1	302,439.5	678,930.7	284,926.1	6,187.6	5,377.8	16,311.5	1,847,394.7	1,898,465.7
TOTAL ALL VARIETIES	298,626.4	313,803.2	912,703.8	363,112.6	6,381.9	5,377.8	16,311.5	2,271,204.5	2,411,813.2

A/ OTHER CATEGORIES INCLUDE MINOR VARIETIES AS WELL AS MIXED VARIETIES.

TABLE 5: WEIGHTED AVERAGE DEGREES BRUX FOR ALL GRAPES PURCHASED FOR WINE, CONCENTRATE, JUICE, VINEGAR, AND BEVERAGE BRANDY BY CALIFORNIA PROCESSORS FROM THE 1989 CROP BY TYPE, VARIETY, AND REPORTING DISTRICT WHERE GROWN, WITH COMPARISONS

TYPE AND VARIETY	DEGREES BRUX																1989	1988	
	1	2	3	4	5	6	7	8	9	10	11	12	13	14	15	16	17	STATE	STATE
																	TOTAL	TOTAL	
RAISIN GRAPES:																			
CANNER	.0	.0	.0	.0	.0	.0	.0	.0	.0	.0	.0	.0	21.5	.0	.0	.0	21.5	.0	
MUSCATS	.0	.0	.0	.0	.0	.0	.0	.0	.0	20.6	.0	.0	21.7	22.6	.0	.0	.0	22.1	21.2
SULTANAS	.0	.0	.0	.0	.0	.0	.0	.0	.0	.0	.0	.0	21.7	.0	.0	.0	.0	21.7	21.5
THOMPSON SEEDLESS	.0	.0	.0	.0	.0	.0	.0	.0	.0	.0	20.0	19.8	20.9	21.8	20.3	.0	.0	21.0	20.7
PACKINGHOUSE CULLS	.0	.0	.0	.0	.0	.0	.0	.0	.0	.0	.0	.0	.0	.0	.0	.0	.0	.0	20.3
OTHER RAISIN A/	.0	.0	.0	.0	.0	.0	.0	.0	.0	.0	20.0	.0	.0	.0	.0	.0	20.0	.0	
TOTAL RAISIN	.0	.0	.0	.0	.0	.0	.0	.0	20.6	20.0	19.8	21.0	22.0	20.3	.0	.0	21.1	20.8	
TABLE GRAPES:																			
ALMERIA	.0	.0	.0	.0	.0	.0	.0	.0	.0	.0	.0	.0	19.0	.0	.0	.0	19.0	.0	
BEAUTY SDLS/BLK BEAUTY	.0	.0	.0	.0	.0	.0	.0	.0	.0	.0	.0	.0	.0	.0	.0	.0	.0	.0	21.8
BLACK MONUKKA	.0	.0	.0	.0	.0	.0	.0	.0	.0	.0	.0	.0	20.5	.0	.0	.0	.0	20.5	20.4
BLACK PRINCE/ROSE OF PERU	.0	.0	.0	.0	.0	.0	.0	.0	.0	.0	.0	.0	.0	25.0	.0	.0	.0	25.0	21.3
BLACK SEEDLESS	.0	.0	.0	.0	.0	.0	.0	.0	.0	.0	.0	.0	22.4	.0	.0	.0	.0	22.4	.0
CALMERIA	.0	.0	.0	.0	.0	.0	.0	.0	.0	.0	.0	21.0	21.5	.0	.0	.0	21.5	20.5	
CARDINAL	.0	.0	.0	.0	.0	.0	.0	.0	.0	.0	.0	.0	20.2	.0	.0	.0	20.2	19.9	
CHRISTMAS ROSE	.0	.0	.0	.0	.0	.0	.0	.0	.0	.0	.0	21.9	20.6	.0	.0	.0	21.0	19.0	
CONCORD	.0	.0	.0	.0	.0	.0	.0	18.0	.0	.0	.0	.0	.0	.0	.0	.0	.0	18.0	18.0
EMPERATRIZ	.0	.0	.0	.0	.0	.0	.0	.0	.0	.0	.0	18.1	21.4	.0	.0	.0	21.0	18.9	
EMPEROR	.0	.0	.0	.0	.0	.0	.0	.0	.0	.0	.0	18.4	20.5	.0	.0	.0	19.5	17.1	
EXOTIC	.0	.0	.0	.0	.0	.0	.0	.0	.0	.0	.0	21.5	20.5	.0	.0	.0	20.6	19.0	
FLAME SEEDLESS	.0	.0	.0	.0	.0	.0	.0	.0	.0	.0	.0	22.4	23.9	.0	.0	.0	23.0	22.2	
ITALIA	.0	.0	.0	.0	.0	.0	.0	.0	.0	.0	.0	21.5	22.0	.0	.0	.0	21.6	20.4	
PERLETTE	.0	.0	.0	.0	.0	.0	.0	.0	.0	.0	.0	.0	.0	.0	.0	.0	.0	.0	17.0
QUEEN	.0	.0	.0	.0	.0	.0	.0	.0	.0	.0	.0	.0	21.7	.0	.0	.0	21.7	19.7	
RED GLOBE/ROSE-ITO	.0	.0	.0	.0	.0	.0	.0	.0	.0	.0	.0	18.5	21.6	.0	.0	.0	19.1	17.4	
RED MALAGA	.0	.0	.0	.0	.0	.0	.0	.0	.0	.0	.0	21.6	22.1	.0	.0	.0	22.0	18.2	
RIBIER	.0	.0	.0	.0	.0	.0	.0	.0	.0	18.5	16.8	19.9	18.9	.0	.0	.0	19.0	19.7	
RUBY SEEDLESS/KING RUBY	.0	.0	.0	.0	.0	.0	.0	.0	.0	.0	.0	21.8	21.3	.0	.0	.0	21.6	22.0	
SUPERIOR SEEDLESS	.0	.0	.0	.0	.0	.0	.0	.0	.0	.0	.0	19.3	.0	.0	.0	.0	19.3	18.2	
TOKAY	.0	.0	.0	.0	.0	.0	.0	.0	.0	17.8	20.0	.0	.0	.0	.0	.0	17.8	15.9	
WHITE MALAGA	.0	.0	.0	.0	.0	.0	.0	.0	.0	.0	.0	20.8	20.3	.0	.0	.0	20.5	18.5	
PACKINGHOUSE CULLS	.0	.0	.0	.0	.0	.0	.0	.0	.0	.0	.0	.0	.0	.0	.0	.0	.0	20.0	
OTHER TABLE A/	.0	.0	.0	.0	.0	.0	.0	.0	.0	.0	.0	21.8	22.0	.0	.0	.0	21.9	21.2	
TOTAL TABLE	.0	.0	.0	.0	.0	.0	.0	18.0	.0	17.8	18.5	21.3	20.6	25.0	.0	.0	18.8	16.9	
WINE GRAPES (WHITE):																			
BURGER	17.2	.0	18.2	19.6	.0	.0	.0	.0	.0	15.5	15.2	18.9	16.0	19.0	.0	.0	15.8	15.9	
CHARDONNAY	21.5	22.0	21.4	21.9	22.0	22.9	22.7	22.4	22.5	22.5	20.9	21.4	21.1	20.9	.0	21.6	22.1	21.8	22.4
CHENIN BLANC	20.2	22.7	19.9	20.6	20.6	22.0	21.3	21.0	20.8	20.7	19.6	20.0	20.0	19.8	.0	20.4	19.0	20.0	19.9
EMERALD RIESLING	.0	.0	.0	.0	.0	.0	.0	.0	.0	.0	.0	21.4	20.9	.0	.0	.0	21.0	19.0	
FEHER SZAGOS	.0	.0	.0	.0	.0	.0	.0	.0	.0	.0	.0	21.9	.0	.0	.0	.0	21.9	21.4	
FLORA	18.8	.0	.0	19.2	.0	.0	20.2	.0	.0	.0	.0	.0	.0	.0	.0	.0	19.7	22.5	
FOLLE BLANCHE	.0	.0	.0	.0	.0	.0	.0	.0	.0	.0	.0	.0	.0	.0	.0	.0	.0	.0	20.2
FRENCH COLOMBARD	19.8	.0	19.4	21.2	20.0	29.0	20.9	21.8	20.4	21.5	19.7	20.5	21.1	20.6	.0	.0	19.0	20.8	20.1
GEWURZTRAMINER	21.0	.0	21.9	21.4	22.0	21.7	22.1	21.7	.0	22.1	.0	21.4	.0	.0	.0	.0	21.8	21.5	
GRAY RIESLING	20.0	.0	20.3	22.5	.0	21.0	21.0	19.0	.0	.0	19.7	.0	.0	18.1	.0	.0	20.0	20.4	
GREEN HUNGARIAN	17.9	.0	17.2	18.4	.0	.0	.0	18.5	.0	.0	.0	16.2	.0	16.7	.0	.0	.0	17.5	17.9
KLEINBERGER	.0	.0	20.2	.0	.0	.0	.0	.0	.0	.0	.0	.0	.0	.0	.0	.0	20.2	21.4	
MALVASIA BIANCA	.0	.0	.0	21.7	.0	.0	.0	.0	.0	.0	25.0	18.7	21.7	23.2	21.4	.0	.0	20.2	19.7
MUSCAT BLANC/M CANELLI	22.9	18.8	22.9	21.4	.0	.0	20.7	21.8	.0	22.8	17.5	20.2	21.4	22.7	.0	21.4	.0	21.3	20.7
MUSCAT ORANGE	.0	.0	.0	.0	.0	.0	22.0	.0	.0	23.1	.0	20.4	21.1	.0	.0	.0	21.5	20.7	
PALOMINO/G CHASSELAS	20.6	.0	19.9	.0	.0	19.0	.0	.0	.0	18.4	19.0	20.9	19.8	20.1	20.4	.0	20.6	19.5	
PINOT BLANC	19.5	.0	19.2	20.4	.0	21.0	21.9	20.9	.0	.0	.0	19.7	21.9	.0	.0	20.0	.0	21.0	20.3
SAUVIGNON BLANC	21.9	21.6	21.1	22.1	20.0	21.8	22.2	22.4	20.8	22.3	21.2	20.5	19.7	.0	.0	21.8	21.2	21.5	21.8
SAUVIGNON MOSQUE	.0	.0	.0	22.0	.0	.0	22.4	.0	.0	.0	.0	.0	.0	.0	.0	.0	.0	22.4	22.9
SAUVIGNON VERT	20.4	.0	20.7	.0	.0	.0	.0	.0	.0	19.5	.0	.0	.0	.0	.0	.0	.0	20.7	21.3
SEMILLON	23.0	18.4	21.4	20.8	.0	22.7	21.5	22.1	.0	20.5	19.4	19.5	21.3	21.7	.0	22.3	20.1	20.9	20.2
ST. EMILION (UGNI BLANC)	.0	.0	.0	.0	.0	.0	.0	.0	.0	.0	.0	.0	21.2	21.6	.0	.0	.0	21.3	21.2
SYLVANER	.0	.0	20.6	21.3	.0	20.0	21.4	23.1	.0	.0	.0	.0	.0	.0	.0	.0	.0	21.4	20.3
SYMPHONY	.0	.0	18.8	.0	.0	.0	.0	.0	.0	.0	.0	19.7	.0	.0	.0	.0	.0	19.1	18.5
WHITE RIESLING	22.5	20.6	23.2	20.7	.0	22.8	21.4	21.1	23.4	28.8	19.5	.0	.0	.0	.0	21.9	22.0	21.4	20.9
OTHER WHITE A/	18.0	.0	20.9	22.0	23.4	.0	.0	.0	.0	20.5	.0	20.0	19.3	.0	.0	.0	17.9	19.4	19.0
TOTAL WHITE	21.0	21.2	21.1	21.8	20.6	22.9	21.9	22.0	21.2	22.1	19.3	20.2	20.8	20.2	21.4	19.8	20.6	20.2	

TABLE 5: WEIGHTED AVERAGE DEGREES BRIX FOR ALL GRAPES PURCHASED FOR WINE, CONCENTRATE, JUICE, VINEGAR, AND BEVERAGE BRANDY BY CALIFORNIA PROCESSORS FROM THE 1989 CROP BY TYPE, VARIETY, AND REPORTING DISTRICT WHERE GROWN, WITH COMPARISONS (CONT'D.)

TYPE AND VARIETY	DEGREES BRIX																1989	1988	
	1	2	3	4	5	6	7	8	9	10	11	12	13	14	15	16	17	STATE	STATE
																	TOTAL	TOTAL	
WINE GRAPES (RED):																			
ALEATICO	.0	.0	.0	.0	.0	.0	.0	.0	.0	.0	.0	.0	20.8	.0	.0	.0	.0	20.8	21.2
ALICANTE BOUSCHET	.0	.0	21.0	.0	25.5	.0	.0	.0	.0	.0	20.2	.0	21.9	22.0	21.0	.0	.0	21.8	20.8
BARBERA	23.4	.0	22.0	.0	.0	23.5	.0	22.7	.0	23.6	22.0	22.2	22.6	22.5	.0	.0	.0	22.5	21.5
BLACK MALVOISIE	.0	.0	22.9	.0	.0	.0	.0	.0	.0	.0	22.2	.0	21.2	.0	.0	.0	.0	21.2	20.2
CABERNET FRANC	33.0	23.2	22.9	22.6	24.9	.0	22.8	23.1	.0	22.1	.0	.0	.0	.0	.0	.0	.0	23.2	22.6
CABERNET SAUVIGNON	21.8	22.2	22.3	22.4	21.0	22.4	23.6	23.0	22.9	23.0	21.9	21.7	20.2	22.6	.0	21.9	21.6	22.3	22.5
CARIGNANE	21.5	.0	22.0	20.8	22.6	22.7	22.5	.0	24.0	22.4	21.4	20.4	22.7	22.3	21.5	20.7	.0	21.7	21.7
CARMINE	.0	.0	.0	23.0	.0	.0	.0	.0	.0	22.9	.0	.0	23.8	23.0	.0	.0	.0	23.7	21.9
CARNELIAN	.0	.0	.0	.0	.0	.0	.0	.0	.0	.0	23.3	20.4	24.2	24.4	.0	.0	.0	24.2	22.0
CENTURIAN	.0	.0	.0	.0	.0	.0	.0	.0	.0	.0	23.6	.0	24.8	.0	.0	.0	.0	24.8	24.0
CHARBONO	21.0	.0	.0	21.6	.0	.0	.0	.0	21.9	.0	.0	.0	.0	.0	.0	.0	.0	21.5	21.2
EARLY BURGUNDY	20.6	.0	22.2	22.3	22.2	.0	21.5	.0	.0	.0	.0	.0	.0	.0	.0	.0	.0	21.5	22.7
GAMAY (NAPA)	19.9	19.6	20.9	21.1	20.6	.0	20.5	20.8	.0	.0	18.6	.0	.0	20.9	.0	20.7	20.7	20.4	20.0
GAMAY BEAUJOLAIS	21.7	21.8	21.5	21.4	20.1	.0	21.6	22.2	.0	.0	.0	.0	.0	.0	.0	22.0	.0	21.6	21.8
GRENAACHE	20.8	.0	21.9	22.3	.0	23.4	20.0	.0	17.2	22.6	21.2	19.8	20.2	18.8	22.9	.0	.0	19.8	20.5
GRIGNOLINO	.0	.0	.0	.0	.0	22.2	.0	.0	.0	.0	.0	.0	.0	.0	.0	.0	.0	22.2	.0
MALBEC	.0	.0	22.4	22.4	.0	.0	23.0	.0	.0	.0	.0	23.1	.0	.0	.0	.0	.0	23.0	25.7
MATARO	.0	.0	24.5	21.7	.0	23.1	.0	.0	22.6	22.4	.0	.0	.0	.0	23.1	.0	.0	23.1	22.7
MERLOT	20.7	21.5	22.7	22.6	.0	23.9	25.6	22.7	21.3	23.2	22.0	20.4	.0	.0	.0	23.1	22.5	22.7	22.9
MEUNIER	18.5	.0	18.1	18.2	.0	.0	.0	.0	.0	.0	.0	.0	.0	.0	.0	.0	.0	18.2	18.9
MISSION	.0	.0	21.0	.0	.0	22.0	.0	.0	.0	25.5	23.1	22.2	23.0	.0	23.0	.0	.0	22.6	23.0
MUSCAT HAMBURG	.0	.0	.0	.0	.0	.0	.0	.0	.0	22.1	22.3	22.0	.0	.0	.0	.0	.0	22.1	22.3
NEBBIOLO	22.0	.0	.0	.0	.0	.0	.0	22.9	.0	22.0	.0	23.0	.0	.0	.0	.0	.0	22.9	22.3
PETITE SIRAH	22.1	22.7	20.9	23.0	22.0	22.1	23.4	22.8	22.4	22.3	21.6	21.1	22.5	20.0	.0	23.4	20.9	21.9	22.3
PETITE VERDOT	.0	.0	21.4	20.8	.0	.0	.0	.0	.0	.0	.0	.0	.0	.0	.0	.0	.0	21.3	22.6
PFEFFER CABERNET	.0	.0	.0	.0	.0	.0	23.5	.0	.0	.0	.0	.0	.0	.0	.0	.0	.0	23.5	22.3
PINOT NOIR	20.3	.0	19.8	20.0	20.1	23.2	21.5	21.3	19.6	21.9	.0	20.0	23.1	.0	.0	.0	.0	20.3	20.3
PINOT ST GEORGE	.0	.0	22.8	.0	.0	.0	.0	.0	.0	.0	.0	.0	.0	.0	.0	.0	.0	22.8	16.8
REFOSCO/MONDEUSE	.0	.0	.0	.0	.0	.0	20.2	.0	.0	.0	.0	.0	.0	.0	.0	.0	.0	20.2	21.3
ROYALTY	.0	.0	.0	.0	.0	.0	.0	.0	.0	.0	20.0	17.9	22.4	23.8	.0	.0	.0	22.8	21.9
RUBIRED	.0	.0	.0	.0	.0	.0	.0	.0	.0	.0	21.6	20.7	22.9	22.4	.0	.0	.0	22.5	22.3
RUBY CABERNET	.0	.0	20.9	.0	.0	.0	.0	.0	.0	23.3	23.4	21.7	22.9	23.7	.0	.0	.0	22.6	22.7
SALVADOR	.0	.0	.0	.0	.0	20.0	.0	.0	.0	.0	.0	20.0	21.2	21.0	20.3	.0	.0	21.0	20.2
SANGIOVETO	.0	.0	.0	22.3	.0	.0	.0	.0	.0	.0	.0	.0	.0	.0	.0	.0	.0	22.3	22.1
SOUZAO	.0	.0	.0	.0	.0	.0	19.8	.0	.0	22.6	.0	.0	23.8	.0	.0	.0	.0	22.4	21.8
ST MACAIRE	.0	.0	.0	.0	.0	.0	.0	.0	.0	.0	.0	22.2	.0	.0	.0	.0	.0	22.2	22.5
SYRAH/FRENCH SYRAH-SHIRAZ	20.7	.0	22.2	23.8	.0	.0	20.5	23.2	.0	20.7	.0	.0	.0	.0	.0	.0	.0	22.6	22.7
TINTA CAO	.0	.0	.0	.0	.0	.0	.0	.0	.0	22.5	.0	.0	.0	.0	.0	.0	.0	22.5	22.8
TINTA MADEIRA	.0	.0	.0	.0	.0	.0	.0	.0	.0	.0	.0	.0	22.1	.0	.0	.0	.0	22.1	20.3
TOURIGA	.0	.0	.0	.0	.0	.0	.0	.0	.0	.0	.0	.0	.0	.0	.0	.0	.0	.0	22.6
VALDEPENAS	.0	.0	.0	.0	.0	.0	.0	.0	.0	.0	.0	22.4	24.2	.0	.0	.0	.0	22.4	21.9
VERDELHO	.0	.0	.0	.0	.0	.0	.0	.0	.0	.0	.0	.0	.0	.0	.0	.0	.0	.0	22.6
ZINFANDEL	18.8	19.1	19.9	19.0	19.1	21.6	20.1	18.9	19.7	21.1	18.6	17.8	17.1	17.1	20.5	19.5	17.4	18.6	19.2
OTHER RED A/	21.6	.0	22.5	23.1	21.8	.0	20.8	.0	19.7	22.0	20.6	20.8	24.1	20.3	22.5	22.0	.0	21.6	21.5
TOTAL RED	20.5	21.4	20.8	21.2	20.6	22.3	21.9	21.1	18.5	21.3	19.5	20.1	21.7	21.2	21.9	20.3	20.0	20.9	21.1
TOTAL WINE	20.8	21.3	21.0	21.5	20.6	22.6	21.9	21.6	19.3	21.5	19.4	20.2	21.1	20.5	21.7	21.2	19.8	20.7	20.5
TOTAL ALL VARIETIES	20.8	21.3	21.0	21.5	20.6	22.6	21.9	21.6	19.3	21.5	18.9	20.2	21.1	20.7	21.7	21.2	19.8	20.6	20.2

A/ OTHER CATEGORIES INCLUDE MINOR VARIETIES AS WELL AS MIXED VARIETIES.

TABLE 6: WEIGHTED AVERAGE GROWER RETURNS PER TON DELIVERED BASIS PURCHASED FOR WINE, CONCENTRATE, JUICE, VINEGAR, AND BEVERAGE BRANDY BY CALIFORNIA PROCESSORS FROM THE 1989 CROP BY TYPE, VARIETY, AND REPORTING DISTRICT WHERE GROWN, WITH COMPARISONS

TYPE AND VARIETY	1	2	3	4	5	6	7	8	9	10
DOLLARS										
RAISIN GRAPES:										
CANNER	.00	.00	.00	.00	.00	.00	.00	.00	.00	.00
MUSCATS	.00	.00	.00	.00	.00	.00	.00	.00	.00	485.92
SULTANAS	.00	.00	.00	.00	.00	.00	.00	.00	.00	.00
THOMPSON SEEDLESS	.00	.00	.00	.00	.00	.00	.00	.00	.00	.00
PACKINGHOUSE CULLS	.00	.00	.00	.00	.00	.00	.00	.00	.00	.00
OTHER RAISIN A/	.00	.00	.00	.00	.00	.00	.00	.00	.00	.00
TOTAL RAISIN	.00	.00	.00	.00	.00	.00	.00	.00	.00	485.92
TABLE GRAPES:										
ALMERIA	.00	.00	.00	.00	.00	.00	.00	.00	.00	.00
BEAUTY SDLS/BLK BEAUTY	.00	.00	.00	.00	.00	.00	.00	.00	.00	.00
BLACK MONUKKA	.00	.00	.00	.00	.00	.00	.00	.00	.00	.00
BLACK PRINCE/ROSE OF PERU	.00	.00	.00	.00	.00	.00	.00	.00	.00	.00
BLACK SEEDLESS	.00	.00	.00	.00	.00	.00	.00	.00	.00	.00
CALMERIA	.00	.00	.00	.00	.00	.00	.00	.00	.00	.00
CARDINAL	.00	.00	.00	.00	.00	.00	.00	.00	.00	.00
CHRISTMAS ROSE	.00	.00	.00	.00	.00	.00	.00	.00	.00	.00
CONCORD	.00	.00	.00	.00	.00	.00	.00	.00	275.00	.00
EMPERATRIZ	.00	.00	.00	.00	.00	.00	.00	.00	.00	.00
EMPEROR	.00	.00	.00	.00	.00	.00	.00	.00	.00	.00
EXOTIC	.00	.00	.00	.00	.00	.00	.00	.00	.00	.00
FLAME SEEDLESS	.00	.00	.00	.00	.00	.00	.00	.00	.00	.00
ITALIA	.00	.00	.00	.00	.00	.00	.00	.00	.00	.00
PERLETTE	.00	.00	.00	.00	.00	.00	.00	.00	.00	.00
QUEEN	.00	.00	.00	.00	.00	.00	.00	.00	.00	.00
RED GLOBE/ROSE-ITO	.00	.00	.00	.00	.00	.00	.00	.00	.00	.00
RED MALAGA	.00	.00	.00	.00	.00	.00	.00	.00	.00	.00
RIBIER	.00	.00	.00	.00	.00	.00	.00	.00	.00	.00
RUBY SEEDLESS/KING RUBY	.00	.00	.00	.00	.00	.00	.00	.00	.00	.00
SUPERIOR SEEDLESS	.00	.00	.00	.00	.00	.00	.00	.00	.00	.00
TOKAY	.00	.00	.00	.00	.00	.00	.00	.00	.00	.00
WHITE MALAGA	.00	.00	.00	.00	.00	.00	.00	.00	.00	.00
PACKINGHOUSE CULLS	.00	.00	.00	.00	.00	.00	.00	.00	.00	.00
OTHER TABLE A/	.00	.00	.00	.00	.00	.00	.00	.00	.00	.00
TOTAL TABLE	.00	.00	.00	.00	.00	.00	.00	.00	275.00	.00
WINE GRAPES (WHITE):										
BURGER	300.00	.00	299.10	300.00	.00	.00	.00	.00	.00	.00
CHARDONNAY	1,226.83	1,250.77	1,215.16	1,445.69	893.80	1,417.86	1,298.66	1,346.87	986.72	955.65
CHENIN BLANC	444.39	504.20	394.42	492.61	271.50	383.20	400.52	389.11	220.54	329.03
EMERALD RIESLING	.00	.00	.00	.00	.00	.00	.00	.00	.00	.00
FEHER SZAGOS	.00	.00	.00	.00	.00	.00	.00	.00	.00	.00
FLORA	300.00	.00	.00	1,176.02	.00	.00	275.00	.00	.00	.00
FOLLE BLANCHE	.00	.00	.00	.00	.00	.00	.00	.00	.00	.00
FRENCH COLOMBARD	309.11	.00	313.39	397.56	291.20	136.97	265.53	200.00	113.75	145.00
GEWURZTRAMINER	603.67	.00	606.04	574.60	450.00	712.82	570.91	574.53	.00	499.68
GRAY RIESLING	489.45	.00	315.52	315.00	.00	150.00	168.59	305.00	.00	.00
GREEN HUNGARIAN	392.13	.00	300.00	246.05	.00	.00	.00	389.70	.00	.00
KLEINBERGER	.00	.00	700.00	.00	.00	.00	.00	.00	.00	.00
MALVASIA BIANCA	.00	.00	.00	550.00	.00	.00	.00	.00	.00	.00
MUSCAT BLANC/M CANELLI	700.00	498.29	795.78	877.67	.00	.00	448.54	623.07	.00	544.24
MUSCAT ORANGE	.00	.00	.00	.00	.00	.00	800.00	.00	.00	580.24
PALOMINO/G CHASSELAS	300.00	.00	357.75	.00	.00	80.00	.00	.00	.00	.00
PINOT BLANC	500.00	.00	921.26	1,000.34	.00	974.50	656.19	1,009.37	.00	.00
SAUVIGNON BLANC	706.10	723.35	709.11	792.36	436.59	718.90	682.51	611.44	475.03	482.35
SAUVIGNON MOSQUE	.00	.00	.00	850.00	.00	.00	419.58	.00	.00	.00
SAUVIGNON VERT	280.13	.00	288.87	.00	.00	.00	.00	.00	.00	135.00
SEMILLON	657.67	808.43	601.09	826.79	.00	499.55	300.85	334.91	.00	449.45
ST. EMILION (UGNI BLANC)	.00	.00	.00	.00	.00	.00	.00	.00	.00	.00
SYLVANER	.00	.00	420.18	500.00	.00	350.00	355.02	266.86	.00	.00
SYMPHONY	.00	.00	401.12	.00	.00	.00	.00	.00	.00	.00
WHITE RIESLING	626.53	529.16	562.97	711.44	.00	418.12	458.78	553.13	645.00	977.46
OTHER WHITE A/	264.71	.00	365.23	350.00	400.00	.00	.00	.00	.00	375.00
TOTAL WHITE	825.30	743.44	953.78	1,124.47	528.59	917.37	716.51	901.46	464.10	570.11

TABLE 6: WEIGHTED AVERAGE GROWER RETURNS PER TON DELIVERED BASIS PURCHASED FOR WINE, CONCENTRATE, JUICE, VINEGAR, AND BEVERAGE BRANDY BY CALIFORNIA PROCESSORS FROM THE 1989 CROP BY TYPE, VARIETY, AND REPORTING DISTRICT WHERE GROWN, WITH COMPARISONS (CONT'D)

TYPE AND VARIETY	1989 STATE							1988 STATE	
	11	12	13	14	15	16	17	TOTAL	TOTAL
DOLLARS									
RAISIN GRAPES:									
CANNER	.00	.00	135.00	.00	.00	.00	.00	135.00	.00
MUSCATS	.00	.00	136.54	132.49	.00	.00	.00	134.79	123.94
SULTANAS	.00	.00	133.51	.00	.00	.00	.00	133.51	104.08
THOMPSON SEEDLESS	80.00	131.61	132.62	128.96	125.00	.00	.00	132.02	114.78
PACKINGHOUSE CULLS	.00	.00	.00	.00	.00	.00	.00	.00	88.16
OTHER RAISIN A/	.00	135.00	.00	.00	.00	.00	.00	135.00	.00
TOTAL RAISIN	80.00	131.63	132.96	130.01	125.00	.00	.00	132.36	116.09
TABLE GRAPES:									
ALMERIA	.00	.00	.00	76.00	.00	.00	.00	76.00	.00
BEAUTY SDLS/BLK BEAUTY	.00	.00	.00	.00	.00	.00	.00	.00	90.00
BLACK MONUKKA	.00	.00	135.00	.00	.00	.00	.00	135.00	115.00
BLACK PRINCE/ROSE OF PERU	.00	.00	.00	.00	175.00	.00	.00	175.00	141.60
BLACK SEEDLESS	.00	.00	86.14	.00	.00	.00	.00	86.14	.00
CALMERIA	.00	.00	87.31	99.67	.00	.00	.00	98.40	97.56
CARDINAL	.00	.00	.00	99.50	.00	.00	.00	99.50	71.54
CHRISTMAS ROSE	.00	.00	107.26	91.69	.00	.00	.00	96.48	93.41
CONCORD	.00	.00	.00	.00	.00	.00	.00	275.00	250.00
EMPERATRIZ	.00	.00	63.21	81.25	.00	.00	.00	79.11	82.71
EMPEROR	.00	.00	75.06	73.12	.00	.00	.00	74.03	81.12
EXOTIC	.00	.00	75.25	103.23	.00	.00	.00	101.93	91.59
FLAME SEEDLESS	.00	.00	107.64	99.94	.00	.00	.00	104.62	99.00
ITALIA	.00	.00	110.00	110.40	.00	.00	.00	110.06	98.04
PERLETTE	.00	.00	.00	.00	.00	.00	.00	.00	68.00
QUEEN	.00	.00	.00	88.37	.00	.00	.00	88.37	98.45
RED GLOBE/ROSE-ITO	.00	.00	68.78	103.75	.00	.00	.00	75.20	84.76
RED MALAGA	.00	.00	75.65	77.30	.00	.00	.00	76.94	87.46
RIBIER	135.00	125.00	99.67	111.82	.00	.00	.00	110.44	95.91
RUBY SEEDLESS/KING RUBY	.00	.00	100.81	98.17	.00	.00	.00	100.03	107.68
SUPERIOR SEEDLESS	.00	.00	.00	105.00	.00	.00	.00	105.00	71.88
TOKAY	137.99	80.00	.00	.00	.00	.00	.00	137.93	144.31
WHITE MALAGA	.00	.00	133.70	130.75	.00	.00	.00	132.05	104.80
PACKINGHOUSE CULLS	.00	.00	.00	.00	.00	.00	.00	.00	100.00
OTHER TABLE A/	.00	.00	83.54	89.71	.00	.00	.00	86.39	108.77
TOTAL TABLE	137.99	100.55	108.54	106.85	175.00	.00	.00	128.01	130.58
WINE GRAPES (WHITE):									
BURGER	154.44	190.00	152.97	170.00	125.00	.00	.00	164.84	169.74
CHARDONNAY	695.16	818.74	830.07	1,058.40	.00	1,137.14	674.07	1,224.62	1,122.36
CHENIN BLANC	220.24	190.84	165.93	140.30	.00	327.88	257.21	192.17	181.22
EMERALD RIESLING	.00	.00	148.16	159.22	.00	.00	.00	156.58	151.82
FEHER SZAGOS	.00	.00	135.00	.00	.00	.00	.00	135.00	115.00
FLORA	.00	.00	.00	.00	.00	.00	.00	573.83	677.80
FOLLE BLANCHE	.00	.00	.00	.00	.00	.00	.00	.00	237.80
FRENCH COLOMBARD	140.50	163.13	149.77	137.45	.00	.00	124.62	151.46	138.79
GEWURZTRAMINER	.00	399.20	.00	.00	.00	.00	.00	587.60	453.17
GRAY RIESLING	129.91	.00	.00	130.00	.00	.00	.00	202.21	276.38
GREEN HUNGARIAN	.00	150.00	.00	135.00	.00	.00	.00	300.87	253.60
KLEINBERGER	.00	.00	.00	.00	.00	.00	.00	700.00	650.00
MALVASIA BIANCA	150.00	172.42	173.26	138.00	175.00	.00	.00	169.16	189.50
MUSCAT BLANC/M CANELLI	350.00	274.46	180.71	160.00	.00	571.63	.00	303.75	261.39
MUSCAT ORANGE	.00	342.34	205.29	.00	.00	.00	.00	322.29	326.09
PALOMINO/G CHASSELAS	124.99	132.69	132.96	125.00	125.00	125.00	.00	133.38	118.87
PINOT BLANC	.00	325.00	706.79	.00	.00	700.00	.00	750.76	690.08
SAUVIGNON BLANC	418.11	318.76	368.31	.00	.00	568.67	397.50	571.19	474.09
SAUVIGNON MOSQUE	.00	.00	.00	.00	.00	.00	.00	461.50	429.93
SAUVIGNON VERT	.00	.00	.00	.00	.00	.00	.00	287.64	292.45
SEMILLON	334.49	345.46	163.31	126.41	.00	500.00	295.08	310.63	289.45
ST. EMILION (UGNI BLANC)	.00	.00	144.36	138.11	.00	.00	.00	143.61	137.43
SYLVANER	.00	.00	.00	.00	.00	.00	.00	359.92	207.22
SYMPHONY	.00	346.15	.00	.00	.00	.00	.00	383.24	388.90
WHITE RIESLING	285.19	.00	.00	.00	.00	421.86	150.00	512.21	418.75
OTHER WHITE A/	.00	100.00	135.00	.00	.00	.00	150.00	191.30	92.84
TOTAL WHITE	239.77	196.00	158.59	141.69	129.22	727.15	314.84	296.72	237.68

A/ OTHER CATEGORIES INCLUDE MINOR VARIETIES AS WELL AS MIXED VARIETIES.

TABLE 6: WEIGHTED AVERAGE GROWER RETURNS PER TON DELIVERED BASIS PURCHASED FOR WINE, CONCENTRATE, JUICE, VINEGAR, AND BEVERAGE BRANDY BY CALIFORNIA PROCESSORS FROM THE 1989 CROP BY TYPE, VARIETY, AND REPORTING DISTRICT WHERE GROWN, WITH COMPARISONS (CONT'D)

TYPE AND VARIETY	1	2	3	4	5	6	7	8	9	10
DOLLARS										
WINE GRAPES (RED):										
ALEATICO	.00	.00	.00	.00	.00	.00	.00	.00	.00	.00
ALICANTE BOUSCHET	.00	.00	402.94	.00	400.00	.00	.00	.00	.00	.00
BARBERA	478.80	.00	532.42	.00	.00	600.00	.00	210.81	.00	576.15
BLACK MALVOISIE	.00	.00	384.46	.00	.00	.00	.00	.00	.00	.00
CABERNET FRANC	1,169.18	1,157.54	1,174.01	1,365.68	450.00	.00	870.76	945.21	.00	958.36
CABERNET SAUVIGNON	1,082.81	1,095.12	1,123.46	1,455.62	833.88	1,057.96	910.41	853.68	670.63	835.26
CARIGNANE	392.01	.00	453.55	575.27	400.00	273.51	300.00	.00	160.00	500.00
CARMINE	.00	.00	.00	1,000.00	.00	.00	.00	.00	.00	700.00
CARNELIAN	.00	.00	.00	.00	.00	.00	.00	.00	.00	.00
CENTURIAN	.00	.00	.00	.00	.00	.00	.00	.00	.00	.00
CHARBONO	350.00	.00	.00	753.92	.00	.00	.00	.00	.00	589.47
EARLY BURGUNDY	403.06	.00	372.73	325.00	472.94	.00	276.00	.00	.00	.00
GAMAY (NAPA)	375.30	552.15	520.42	547.65	550.56	.00	491.05	481.90	.00	.00
GAMAY BEAUJOLAIS	590.17	650.00	566.35	865.87	850.00	.00	566.72	638.12	.00	.00
GRENAACHE	589.09	.00	745.07	710.29	.00	710.25	575.00	.00	185.51	533.25
GRIGNOLINO	.00	.00	.00	.00	.00	600.00	.00	.00	.00	.00
MALBEC	.00	.00	1,208.56	1,463.36	.00	.00	800.00	.00	.00	.00
MATARO	.00	.00	750.00	1,050.00	.00	630.23	.00	.00	600.00	615.07
MERLOT	825.84	1,113.63	1,101.85	1,424.52	.00	1,144.04	1,080.20	1,032.22	990.96	966.92
MEUNIER	978.00	.00	801.27	826.20	.00	.00	.00	.00	.00	.00
MISSION	.00	.00	1,000.00	.00	.00	250.00	.00	.00	.00	251.27
MUSCAT HAMBURG	.00	.00	.00	.00	.00	.00	.00	.00	.00	629.26
NEBBIOLO	500.00	.00	.00	.00	.00	.00	.00	759.64	.00	525.00
PETITE SIRAH	562.78	540.00	674.85	799.82	523.18	305.98	451.85	614.73	500.00	528.64
PETITE VERDOT	.00	.00	1,152.97	1,495.64	.00	.00	.00	.00	.00	.00
PFEFFER CABERNET	.00	.00	.00	.00	.00	.00	892.58	.00	.00	.00
PINOT NOIR	692.95	.00	738.39	945.71	618.60	707.67	607.52	911.20	842.55	567.64
PINOT ST GEORGE	.00	.00	375.00	.00	.00	.00	.00	.00	.00	.00
REFOSCO/MONDEUSE	.00	.00	.00	.00	.00	.00	458.27	.00	.00	.00
ROYALTY	.00	.00	.00	.00	.00	.00	.00	.00	.00	.00
RUBIRED	.00	.00	.00	.00	.00	.00	.00	.00	.00	.00
RUBY CABERNET	.00	.00	427.91	.00	.00	.00	.00	.00	.00	400.00
SALVADOR	.00	.00	.00	.00	.00	200.00	.00	.00	.00	.00
SANGIOVETO	.00	.00	.00	1,200.00	.00	.00	.00	.00	.00	.00
SOUZAO	.00	.00	.00	.00	.00	.00	400.00	.00	.00	650.00
ST MACAIRE	.00	.00	.00	.00	.00	.00	.00	.00	.00	.00
SYRAH/FRENCH SYRAH-SHIRAZ	580.43	.00	936.45	646.58	.00	.00	700.00	659.46	.00	640.91
TINTA CAO	.00	.00	.00	.00	.00	.00	.00	.00	.00	728.42
TINTA MADEIRA	.00	.00	.00	.00	.00	.00	.00	.00	.00	.00
TOURIGA	.00	.00	.00	.00	.00	.00	.00	.00	.00	.00
VALDEPENAS	.00	.00	.00	.00	.00	.00	.00	.00	.00	.00
VERDELHO	.00	.00	.00	.00	.00	.00	.00	.00	.00	.00
ZINFANDEL	871.79	843.44	885.53	869.71	752.15	627.92	588.17	648.74	625.83	637.77
OTHER RED A/	342.95	.00	602.40	579.16	656.00	.00	300.00	.00	459.39	615.29
TOTAL RED	721.43	1,013.57	898.64	1,175.40	692.61	652.56	684.94	768.60	329.84	649.48
TOTAL WINE	770.73	900.98	926.71	1,149.86	607.31	792.27	705.15	846.96	368.36	631.22
TOTAL ALL VARIETIES	770.73	900.98	926.71	1,149.86	607.31	792.27	705.15	846.96	366.85	631.09

TABLE 6: WEIGHTED AVERAGE GROWER RETURNS PER TON DELIVERED BASIS PURCHASED FOR WINE, CONCENTRATE, JUICE, VINEGAR, AND BEVERAGE BRANDY BY CALIFORNIA PROCESSORS FROM THE 1989 CROP BY TYPE, VARIETY, AND REPORTING DISTRICT WHERE GROWN, WITH COMPARISONS (CONT'D)

TYPE AND VARIETY	11	12	13	14	15	16	17	1989 STATE TOTAL	1988 STATE TOTAL
DOLLARS									
WINE GRAPES (RED):									
ALEATICO	.00	.00	132.69	.00	.00	.00	.00	132.69	108.00
ALICANTE BOUSCHET	105.84	.00	136.47	135.00	175.00	.00	.00	149.41	155.79
BARBERA	243.74	194.02	184.92	159.72	.00	.00	.00	185.83	166.81
BLACK MALVOISIE	178.50	.00	152.53	.00	.00	.00	.00	157.35	140.91
CABERNET FRANC	.00	.00	.00	.00	.00	.00	.00	1,244.44	1,046.19
CABERNET SAUVIGNON	696.63	767.35	736.23	1,052.13	.00	927.11	643.04	1,032.15	822.51
CARIGNANE	207.16	173.58	155.82	143.86	175.00	175.00	.00	193.92	201.69
CARMINE	.00	.00	247.51	300.00	.00	.00	.00	267.22	209.26
CARNELIAN	192.50	164.50	187.65	159.34	.00	.00	.00	176.33	151.85
CENTURIAN	192.50	.00	157.15	.00	.00	.00	.00	157.54	156.57
CHARBONO	.00	.00	.00	.00	.00	.00	.00	658.05	579.33
EARLY BURGUNDY	.00	.00	.00	.00	.00	.00	.00	295.23	356.36
GAMAY (NAPA)	192.21	.00	.00	224.52	.00	516.07	281.09	422.97	340.92
GAMAY BEAUJOLAIS	.00	.00	.00	.00	.00	500.00	.00	610.74	575.32
GRENACHE	218.20	190.31	192.04	169.15	179.83	.00	.00	190.36	156.00
GRIGNOLINO	.00	.00	.00	.00	.00	.00	.00	600.00	.00
MALBEC	.00	200.00	.00	.00	.00	.00	.00	380.34	234.20
MATARO	.00	.00	.00	.00	290.85	.00	.00	486.34	490.39
MERLOT	630.28	421.36	.00	.00	.00	822.94	635.88	1,133.16	886.20
MEUNIER	.00	.00	.00	.00	.00	.00	.00	821.41	727.88
MISSION	249.86	160.83	157.39	.00	175.00	.00	.00	164.52	163.22
MUSCAT HAMBURG	300.00	359.23	.00	.00	.00	.00	.00	371.07	285.61
NEBBIOLO	.00	375.00	.00	.00	.00	.00	.00	518.24	472.25
PETITE SIRAH	285.11	187.35	219.25	150.00	.00	600.00	407.65	421.12	394.23
PETITE VERDOT	.00	.00	.00	.00	.00	.00	.00	1,230.40	1,065.40
PFEFFER CABERNET	.00	.00	.00	.00	.00	.00	.00	892.58	716.20
PINOT NOIR	.00	350.00	707.10	.00	.00	.00	.00	797.93	688.02
PINOT ST GEORGE	.00	.00	.00	.00	.00	.00	.00	375.00	181.75
REFOSCO/MONDEUSE	.00	.00	.00	.00	.00	.00	.00	458.27	403.91
ROYALTY	100.00	225.00	216.27	225.00	.00	.00	.00	217.53	176.14
RUBIRED	227.42	225.40	221.18	216.17	.00	.00	.00	219.42	174.53
RUBY CABERNET	287.50	186.72	192.66	180.01	.00	.00	.00	188.27	173.06
SALVADOR	.00	235.00	225.00	221.69	175.00	.00	.00	220.97	172.76
SANGIOVETO	.00	.00	.00	.00	.00	.00	.00	1,200.00	900.00
SOUZAO	.00	.00	165.00	.00	.00	.00	.00	258.26	185.61
ST MACAIRE	.00	177.14	.00	.00	.00	.00	.00	177.14	175.00
SYRAH/FRENCH SYRAH-SHIRAZ	.00	.00	.00	.00	.00	.00	.00	697.87	558.25
TINTA CAO	.00	.00	.00	.00	.00	.00	.00	728.42	724.14
TINTA MADEIRA	.00	.00	175.00	.00	.00	.00	.00	175.00	150.09
TOURIGA	.00	.00	.00	.00	.00	.00	.00	.00	600.00
VALDEPENAS	.00	140.54	225.00	.00	.00	.00	.00	141.25	174.62
VERDELHO	.00	.00	.00	.00	.00	.00	.00	.00	600.00
ZINFANDEL	497.30	352.60	438.01	399.33	533.82	718.85	464.66	545.60	817.48
OTHER RED A/	211.78	149.50	116.59	137.33	174.79	175.00	.00	199.19	186.32
TOTAL RED	469.24	251.25	201.08	228.53	307.23	709.56	540.44	409.93	409.08
TOTAL WINE	366.08	218.43	173.26	170.43	283.73	723.98	374.27	342.15	297.36
TOTAL ALL VARIETIES	289.56	215.27	162.36	159.93	280.26	723.98	374.27	302.72	260.08

A/ OTHER CATEGORIES INCLUDE MINOR VARIETIES AS WELL AS MIXED VARIETIES.

TABLE 7: Tons of grapes purchased by California wineries as distilling material other than beverage brandy from the 1989 crop by type and variety, with comparisons

Type and Variety	Distilling Material Purchased (Tons)		Average Degrees Brix Distilling		Average Price Per Ton (Dollars)	
	1989	1988	1989	1988	1989	1988
RAISIN GRAPES:						
Black Corinth/Zantes	.0	2.2	.0	21.0	.00	60.00
Muscat	25.4	380.2	15.2	22.2	135.00	87.30
Thompson Seedless	6,364.8	15,487.2	21.1	21.3	96.88	88.81
Packinghouse Culls	.0	819.8	.0	19.9	.00	85.53
TOTAL RAISIN	6,390.2	16,689.4	21.1	21.2	97.04	88.61
TABLE GRAPES:						
Almeria	160.6	43.8	20.1	17.1	105.56	78.60
Autumn Seedless	38.9	.0	23.6	.0	106.20	.00
Black Monukka	139.6	.0	20.4	.0	129.00	.00
Calmeria	1,483.6	2,433.0	21.2	19.8	83.31	94.29
Cardinal	2.9	.0	23.4	.0	115.00	.00
Christmas Rose	716.5	726.0	22.1	20.3	89.58	100.00
Emperor	2,274.0	10,512.8	18.2	17.1	70.98	81.63
Exotic	862.3	1,249.2	18.2	19.1	86.38	73.76
Flame Seedless	2,431.4	5,867.4	23.3	22.5	91.11	99.86
Italia	207.5	252.1	21.3	19.7	76.91	95.93
Perlette	209.9	180.4	21.9	18.8	101.66	68.36
Queen	10.6	51.3	18.2	17.1	63.70	59.51
Red Globe/Rose-Itto	718.4	630.5	20.7	19.3	83.16	89.48
Red Malaga	.0	345.2	.0	19.3	.00	79.11
Ribier	2,550.4	3,008.9	19.4	19.7	81.73	91.47
Ruby Seedless	5,924.5	4,182.9	23.4	22.3	86.73	98.56
Superior Seedless	.0	2,639.6	.0	17.1	.00	65.50
Tokay	337.4	3,304.5	19.5	18.3	70.77	93.22
White Malaga	275.3	171.7	18.8	18.7	116.00	78.75
Packinghouse Culls	7,497.2	2,074.1	18.8	18.2	69.04	69.46
Other Table a/	820.0	316.8	20.7	20.8	104.70	99.15
TOTAL TABLE	26,661.0	37,990.2	20.6	19.3	81.16	87.45
WINE GRAPES (WHITE):						
Burger	305.5	252.3	17.0	18.2	68.75	100.00
Chardonnay	.0	149.1	.0	20.4	.00	99.18
Chenin Blanc	1,241.3	919.4	21.5	20.3	83.97	76.58
French Colombard	3,800.1	3,495.2	21.2	20.2	79.60	94.91
Malvasia Bianca	.0	48.1	.0	21.5	.00	107.50
Muscat Blanc/M Canelli	15.7	677.8	21.5	22.3	86.00	112.00
Sauvignon Blanc	344.4	.0	19.7	.0	68.87	.00
St. Emilion/Ugni Blanc	.0	5.4	.0	21.2	.00	84.80
White Riesling	351.6	.0	31.0	.0	80.00	.00
Other White a/	184.8	734.7	21.5	19.9	107.59	86.50
TOTAL WHITE	6,243.4	6,282.0	21.5	20.3	80.22	93.48
WINE GRAPES (RED):						
Alicante Bouschet	16.1	128.8	22.9	21.9	50.51	60.00
Barbera	1,367.7	108.6	22.9	23.4	138.93	94.75
Carignane	312.5	224.8	21.4	21.4	82.58	93.91
Carnelian	16.8	45.3	30.0	22.6	75.00	101.70
Grenache	202.6	1,317.6	17.9	23.4	77.40	98.97
Mission	.0	81.8	.0	24.7	.00	123.50
Petite Sirah	.0	6.2	.0	22.9	.00	60.00
Ruby Cabernet	.0	9.9	.0	20.2	.00	100.00
Zinfandel	32.1	.0	23.1	.0	80.85	.00
Other Red a/	.0	370.9	.0	20.4	.00	93.83
TOTAL RED	1,947.8	2,293.9	22.2	22.7	121.25	96.08
TOTAL WINE	8,191.2	8,575.9	21.7	21.0	89.97	94.18
TOTAL ALL VARIETIES	41,242.4	63,255.5	20.9	20.0	85.37	88.67

a/ OTHER CATEGORIES INCLUDE MINOR VARIETIES AS WELL AS MIXED VARIETIES.

Table 8.

**BASE PRICE PAID TO GROWERS FOR GRAPES CRUSHED, DELIVERED TO CALIFORNIA PROCESSORS,
FROM THE 1989 CROP, WITH BRIX FACTORS AND PERCENT OF PURCHASED TONNAGE, BY TYPE,
VARIETY, REPORTING DISTRICT WHERE GROWN, AND WEIGHTED AVERAGE BASE PRICE**

Variety	Base Price	Brix Factors	Percent	Variety	Base Price	Brix Factors	Percent	Variety	Base Price	Brix Factors	Percent
	Dollars Per Ton	Code a/	b/		Dollars Per Ton	Code a/	b/		Dollars Per Ton	Code a/	b/
DISTRICT 1				CHARDONNAY	1,400.00	1240	3.09	GEWURZTRAMINER	550.00	0010	1.35
				(Cont'd)	1,400.00	1490	.34	(Cont'd)	550.00	0760	4.26
					1,400.00	6255	3.26		600.00	0010	1.45
WINE GRAPES (WHITE)					1,400.00	7118	.37		600.00	0840	3.10
BURGER	300.00	0010	100.00		1,404.82	1220	3.37		600.00	1060	1.39
					1,405.00	0010	.54		600.00	1150	1.42
WTD. AVG. BASE	300.00				1,405.00	7118	1.25		600.00	2826	6.19
					1,405.80	1130	.56		603.93	0840	32.84
CHARDONNAY	150.00	0010	.04		1,405.88	1240	3.87		650.00	0840	17.23
	450.00	1130	.05		1,405.88	7183	1.36		664.40	1150	7.97
	500.00	7183	.44		1,450.00	0010	1.97		675.00	0970	1.76
	550.00	1240	.06		1,450.00	1240	2.84		700.00	1060	1.80
	700.00	0010	1.61		1,500.00	0250	.01		770.00	0010	3.98
	700.00	0990	.05		1,500.00	1360	.01	WTD. AVG. BASE	608.95		
	700.00	7183	1.34		1,500.00	1380	.27				
	750.00	0010	3.23		1,540.00	0010	1.21	GRAY RIESLING	450.00	0760	16.05
	800.00	0010	.09		1,600.00	1240	.04		460.00	4098	56.95
	900.00	0980	.02		1,604.00	0010	.44		575.00	3370	27.01
	900.00	0990	.41		1,610.00	0610	1.52				
	967.52	1130	.66	WTD. AVG. BASE	1,237.49			WTD. AVG. BASE	489.45		
	1,000.00	0610	3.49	CHENIN BLANC	350.00	0010	.24	GREEN HUNGARIAN	400.00	2380	100.00
	1,000.00	1130	1.61		400.00	0010	.64				
	1,058.76	6255	1.86		400.00	0630	3.64	WTD. AVG. BASE	400.00		
	1,067.00	0960	.76		400.00	3370	9.07				
	1,100.00	0010	.66		400.00	4588	13.30	MUSCAT BLANC/ MUSCAT CANELLI	700.00	1360	100.00
	1,100.00	0250	.41		425.00	0960	4.08	WTD. AVG. BASE	700.00		
	1,117.00	0610	9.09		425.00	6928	12.46				
	1,117.47	1110	2.21		450.00	1130	2.46	PALOMINO/GOLDEN CHASSELAS	300.00	0780	40.30
	1,125.00	1130	3.43		450.00	2814	.64		300.00	0830	59.70
	1,200.00	0010	.90		450.00	6928	18.75	WTD. AVG. BASE	300.00		
	1,200.00	0610	.11		475.00	0010	1.10				
	1,200.00	1130	.65		489.50	0010	8.88	PINOT BLANC	500.00	0010	100.00
	1,200.00	1150	.25		500.00	0010	1.46	WTD. AVG. BASE	500.00		
	1,200.00	1345	.19		500.00	0830	2.58				
	1,200.00	1360	.05		500.00	2814	5.05				
	1,200.00	6255	1.00		550.00	0010	2.59	SAUVIGNON BLANC	150.00	1110	.30
	1,200.00	6380	.09		592.40	1130	1.84		250.00	6260	.52
	1,200.00	6960	.46		592.40	6928	11.23		350.00	0010	1.14
	1,200.00	7183	.38	WTD. AVG. BASE	461.83				425.00	1240	1.53
	1,200.00	7850	.99	FLORA	300.00	0010	100.00		450.00	0010	.72
	1,210.00	0010	.64						450.00	1240	.05
	1,250.00	0010	.55	WTD. AVG. BASE	300.00				500.00	0010	1.84
	1,250.00	0250	.26	FRENCH COLOMBARD	150.00	0010	.69		500.00	0980	.10
	1,250.00	0505	.01		275.00	2814	1.01		500.00	1240	1.11
	1,250.00	0990	.40		300.00	0010	5.48		550.00	1220	.26
	1,250.00	1130	5.83		300.00	0830	1.25		600.00	0010	.54
	1,250.00	7183	1.15		300.00	0830	1.25		600.00	1110	1.20
	1,260.00	0010	.24		300.00	2930	22.70		600.00	4588	1.48
	1,260.00	0610	.04		300.00	4588	24.98		600.00	4890	.71
	1,260.55	1240	4.60		300.00	5000	5.38		600.00	6412	5.53
	1,275.00	1240	.05		300.88	0630	1.31		610.17	1110	11.63
	1,276.00	0010	1.85		307.59	4588	7.26		650.00	1110	1.92
	1,276.00	6960	2.17		315.00	3220	1.44		650.00	4890	.89
	1,277.22	0010	1.19		315.00	5000	4.78		650.00	6260	9.90
	1,300.00	0505	.04		325.00	0010	1.60		675.00	1110	2.02
	1,300.00	1130	.26		350.00	0830	7.32		700.00	0990	2.33
	1,300.00	1150	.11		350.00	5000	1.81		700.00	1110	5.03
	1,300.00	1240	.58		375.00	0830	2.21		700.00	1715	.05
	1,300.00	6255	.53		375.00	2814	1.85		725.00	1030	6.16
	1,300.00	6412	3.80		400.00	1130	3.14		750.00	0010	4.46
	1,350.00	0010	3.02		450.00	0740	.43		800.00	0010	1.34
	1,350.00	0505	.16		450.00	1050	4.85		800.00	1240	1.74
	1,350.00	0610	.10		500.00	0960	.50		821.00	7115	3.53
	1,350.00	1240	.72						821.14	1110	2.59
	1,350.00	1250	.53	WTD. AVG. BASE	320.28				821.20	1240	1.62
	1,375.00	6097	.95	GEWURZTRAMINER	500.00	4588	10.35		840.00	4017	1.66
	1,400.00	0010	2.86		543.02	4588	4.93		840.00	4790	6.48
	1,400.00	0505	.43						850.00	0010	4.81
	1,400.00	0610	1.46								
	1,400.00	1130	2.55								
	1,400.00	1150	.03								

(Continued)

Table 8.

BASE PRICE PAID TO GROWERS FOR GRAPES CRUSHED, DELIVERED TO CALIFORNIA PROCESSORS,
FROM THE 1989 CROP, WITH BRIX FACTORS AND PERCENT OF PURCHASED TONNAGE, BY TYPE,
VARIETY, REPORTING DISTRICT WHERE GROWN, AND WEIGHTED AVERAGE BASE PRICE (Cont'd)

Variety	Base Price	Brix Factors	Percent	Variety	Base Price	Brix Factors	Percent	Variety	Base Price	Brix Factors	Percent
	Dollars Per Ton	Code a/	b/		Dollars Per Ton	Code a/	b/		Dollars Per Ton	Code a/	b/
DISTRICT 1 (Cont'd)				CABERNET	862.00	1345	.16	GAMAY (NAPA)	500.00	7100	5.33
				SAUVIGNON	900.00	2155	8.49	(Cont'd)	550.00	0670	11.26
SAUVIGNON BLANC	850.00	0980	.46	(Cont'd)	950.00	7119	1.44		550.00	2930	6.13
(Cont'd)	850.00	1130	2.21		1,000.00	0990	.02		550.00	7175	17.22
	850.00	1240	11.68		1,000.00	1130	.47				
	850.00	1360	.13		1,000.00	1590	.25	WTD. AVG. BASE	391.39		
	900.00	1140	.09		1,000.00	6255	5.07				
	977.00	0980	.27		1,077.20	1360	5.95	GAMAY BEAUJOLAIS	160.00	0010	1.63
					1,080.00	0010	1.93		250.00	1110	1.58
WTD. AVG. BASE	710.14				1,100.00	0010	.63		550.00	0010	36.63
					1,100.00	1590	1.00		587.95	0010	15.25
SAUVIGNON VERT	300.00	0940	26.41		1,100.00	6255	.39		600.00	4890	16.20
	300.00	4588	73.59		1,100.00	7851	1.44		650.00	1360	10.64
					1,100.00	8215	.61		650.00	4890	4.23
WTD. AVG. BASE	300.00				1,200.00	0010	7.89		700.00	1110	5.76
					1,200.00	1150	.54		725.00	4795	6.53
SEMILLON	515.50	0940	30.89		1,200.00	1240	4.94		800.00	4042	1.54
	600.00	0010	22.12		1,200.00	1345	.21				
	700.00	1010	4.84		1,200.00	6412	10.80	WTD. AVG. BASE	591.57		
	750.00	0960	35.86		1,200.00	7119	1.87				
	1,000.00	1725	6.28		1,200.00	7830	1.41	GRENACHE	414.51	7175	3.57
WTD. AVG. BASE	657.67				1,200.00	8215	4.58		414.52	0980	14.29
					1,250.00	0250	.33		550.00	0546	.94
WHITE RIESLING	562.55	4588	21.98		1,250.00	1360	.02		575.00	1360	13.59
	575.00	4575	12.83		1,250.00	7118	1.72		600.00	0320	1.03
	600.00	0010	2.90		1,250.00	7830	1.56		600.00	2380	14.39
	600.00	0830	9.52		1,250.00	8215	1.37		650.00	0546	43.54
	600.00	1150	12.75		1,295.00	1360	.81		650.00	5105	8.65
	650.00	0190	2.00		1,295.00	7119	3.13				
	650.00	0810	.44		1,295.20	1240	4.92	WTD. AVG. BASE	589.09		
	650.00	1060	1.31		1,295.20	1590	1.52				
	650.00	1150	2.46		1,300.00	0010	3.34	MERLOT	600.00	0010	2.88
	662.50	0940	18.56		1,300.00	1240	2.84		689.60	1360	8.55
	700.00	1165	7.19		1,300.00	1590	7.22		700.00	0010	30.71
	700.00	1715	.59		1,400.00	6255	2.03		925.00	1150	8.50
	715.00	0190	3.20	WTD. AVG. BASE	1,123.90				1,000.00	1240	10.60
	1,000.00	1708	1.07						1,000.00	6255	13.03
	1,300.00	0010	.44	CARIGNANE	160.00	0010	14.80		1,200.00	0010	7.50
	1,300.00	0343	2.77		300.00	0010	.29		1,200.00	6412	18.24
WTD. AVG. BASE	641.41				300.00	1110	.07	WTD. AVG. BASE	914.90		
					300.00	1360	.37				
OTHER WHITE	120.00	0010	54.62		325.00	1110	.06	MEUNIER	978.00	0610	100.00
	250.00	0650	2.52		400.00	1110	.20				
	450.00	0650	42.86		400.00	4890	.06	WTD. AVG. BASE	978.00		
WTD. AVG. BASE	264.71				425.00	1130	.45				
					450.00	0010	.27	NEBBIOLO	500.00	0010	100.00
					450.00	0980	1.18				
					450.00	1110	6.01	WTD. AVG. BASE	500.00		
					450.00	1360	1.28				
					450.00	4890	1.22	PETITE SIRAH	160.00	0010	5.84
WINE GRAPES (RED)					450.00	6412	1.40		350.00	1590	1.56
BARBERA	447.36	7175	44.30		450.00	7175	58.62		450.00	1370	2.63
	450.00	1130	3.91		458.31	1110	.99		500.00	1590	3.16
	500.00	7183	43.65		460.00	1110	4.19		532.97	1360	3.20
	550.00	1360	8.14		500.00	1360	3.44		550.00	7175	10.34
WTD. AVG. BASE	478.80				500.00	5105	3.98		550.06	7175	22.89
					500.00	7183	1.12		600.00	1370	2.73
									625.00	1360	9.68
CABERNET FRANC	1,000.00	1240	1.96						650.00	1590	12.85
	1,000.00	1490	14.94	WTD. AVG. BASE	410.44				650.00	7165	2.92
	1,200.00	1150	.44						650.00	7810	9.86
	1,200.00	1490	76.72	CHARBONO	350.00	0010	100.00		700.00	7165	2.63
	1,250.00	0210	5.95	WTD. AVG. BASE	350.00				750.00	0010	.75
WTD. AVG. BASE	1,169.18								750.00	1150	.50
				EARLY BURGUNDY	375.00	7175	59.79		800.00	1150	.42
					500.00	0960	40.21		800.00	1380	5.71
				WTD. AVG. BASE	425.26				1,000.00	2930	2.33
CABERNET SAUVIGNON	500.00	1590	.43					WTD. AVG. BASE	585.86		
	600.00	0010	4.35								
	650.00	1250	2.80	GAMAY (NAPA)	160.00	0010	20.48				
	700.00	0010	.32		300.00	0010	12.59	PINOT NOIR	300.00	1360	1.31
	750.00	1150	.12		350.00	0010	15.05		330.00	0010	3.90
	800.00	1130	.24		400.00	0010	8.52		350.00	0010	1.57
	800.00	1330	.86		500.00	0010	3.43		400.00	0010	1.63

(Continued)

Table 8.

**BASE PRICE PAID TO GROWERS FOR GRAPES CRUSHED, DELIVERED TO CALIFORNIA PROCESSORS,
FROM THE 1989 CROP, WITH BRIX FACTORS AND PERCENT OF PURCHASED TONNAGE, BY TYPE,
VARIETY, REPORTING DISTRICT WHERE GROWN, AND WEIGHTED AVERAGE BASE PRICE (Cont'd)**

Variety	Base Price	Brix Factors	Percent	Variety	Base Price	Brix Factors	Percent	Variety	Base Price	Brix Factors	Percent
	Dollars Per Ton	Code a/	b/		Dollars Per Ton	Code a/	b/		Dollars Per Ton	Code a/	b/
DISTRICT 1 (Cont'd)				DISTRICT 2				CABERNET SAUVIGNON			
PINOT NOIR	550.00	0010	6.59	WINE GRAPES (WHITE)				800.00	0010	.52	
(Cont'd)	575.00	4575	5.73	CHARDONNAY	700.00	0010	3.92	861.00	0010	2.33	
	600.00	0010	.48		800.00	1360	.23	900.00	6150	9.31	
	600.96	0010	4.05		1,123.00	0010	4.48	944.00	0010	1.63	
	650.00	1360	8.84		1,200.00	1360	7.09	944.00	1360	.86	
	650.00	5105	2.31		1,300.00	0010	45.61	1,000.00	0010	7.58	
	659.96	5105	3.39		1,300.00	1240	15.29	1,000.00	1240	9.99	
	700.00	1130	.15		1,300.00	6255	21.49	1,100.00	1240	4.98	
	700.00	1140	2.31		1,400.00	1360	1.89	1,100.00	6255	6.75	
	725.00	0610	.87					1,121.33	0010	12.69	
	750.00	0250	1.73	WTD. AVG. BASE	1,262.22			1,150.00	1590	15.99	
	750.00	0505	7.13					1,200.00	0010	.36	
	750.00	0610	20.86	CHEMIN BLANC	337.00	0010	2.09	1,200.00	1240	12.10	
	750.00	5105	6.19		425.00	3220	13.30	1,200.00	1360	.85	
	850.00	0010	1.76		500.00	0010	79.58	1,200.00	8215	4.92	
	850.00	0505	.66		850.00	0010	5.03	1,300.00	0010	6.77	
	850.00	0610	4.61	WTD. AVG. BASE	504.20			1,300.00	1240	2.08	
	850.00	1140	2.12					1,300.00	1590	.29	
	900.00	0010	2.26	MUSCAT BLANC/ MUSCAT CANELLI	150.00	0850	13.48	WTD. AVG. BASE 1,100.01			
	935.00	0010	.09		475.00	0850	47.21	GAMAY (NAPA)	380.00	0010	26.65
	978.00	0610	8.15		605.00	0010	10.87	550.00	0660	30.34	
	1,000.00	0505	.48		650.00	2829	19.47	550.00	5105	11.38	
	1,000.00	1140	.12	WTD. AVG. BASE	700.00	1380	8.97	700.00	0010	31.64	
	1,000.00	1360	.10					WTD. AVG. BASE 552.15			
	1,103.00	0250	.13					GAMAY BEAUJOLAIS	650.00	1360	100.00
	1,234.00	0250	.07	WTD. AVG. BASE	499.55			WTD. AVG. BASE 650.00			
WTD. AVG. BASE	703.41			SAUVIGNON BLANC	520.00	1030	3.57	MERLOT	700.00	0010	9.70
SYRAH/FRENCH	550.00	0760	69.57		563.00	1360	5.99	800.00	0010	1.69	
SYRAH-SHIRAZ	650.00	0010	30.43		617.00	0010	.59	800.00	0010	2.13	
WTD. AVG. BASE	580.43				620.00	0010	11.90	839.00	0010	2.13	
ZINFANDEL	400.00	1150	.06		637.50	0010	8.28	905.00	1360	2.92	
	400.00	2155	.50		645.00	0010	.62	1,000.00	0010	18.66	
	450.00	0010	.45		680.00	0010	.25	1,200.00	1380	42.40	
	500.00	2075	.32		700.00	0010	4.24	1,300.00	0010	22.50	
	640.43	0545	3.23		750.00	0010	20.36	WTD. AVG. BASE 1,113.63			
	650.00	0010	.37		750.00	1030	17.24	PETITE SIRAH	540.00	1360	100.00
	650.00	2155	1.67		750.00	1110	1.04	WTD. AVG. BASE 540.00			
	700.00	1130	.62		800.00	1110	3.00	ZINFANDEL	600.00	0010	14.16
	850.00	0555	.26		800.00	4890	4.63	610.00	1360	.28	
	900.00	0010	.75	WTD. AVG. BASE	850.00	0010	7.30	645.00	0010	2.48	
	900.00	0555	6.15					650.00	2155	3.83	
	900.00	0670	7.51	SEMILLON	650.00	0960	20.78	800.00	0010	.20	
	900.00	1500	.33		850.00	0010	79.22	900.00	0555	9.31	
	900.00	2155	58.23	WTD. AVG. BASE	808.43			900.00	0670	27.87	
	900.00	2210	9.96					900.00	2155	36.44	
	950.00	0670	1.54	WHITE RIESLING	300.00	0010	5.48	990.00	0010	5.43	
	975.00	0010	.46		375.00	0010	13.71	WTD. AVG. BASE 845.51			
	1,000.00	0010	.98		400.00	0010	14.34	DISTRICT 3			
	1,000.00	1130	.06		550.00	0830	26.82	WINE GRAPES (RED)			
	1,000.00	1150	.07		625.00	0010	15.23	CABERNET FRANC	450.00	0010	6.62
	1,000.00	1370	1.24		650.00	0010	17.75	942.00	1360	18.62	
	1,000.00	1380	.37		687.50	0010	6.68	1,004.00	0010	2.36	
	1,000.00	7165	.25					1,200.00	1590	12.57	
	1,000.00	7185	3.92	WTD. AVG. BASE	529.16			1,300.00	0010	59.83	
	1,150.00	1140	.03					WINE GRAPES (WHITE)			
	1,200.00	1370	.53					BURGER	250.00	0740	.30
	1,200.00	7165	.15					260.00	0010	16.94	
WTD. AVG. BASE	889.17							280.00	1380	.24	
OTHER RED	250.00	1380	15.58					WTD. AVG. BASE 1,157.54			
	375.00	7175	84.42								
WTD. AVG. BASE	355.53										

(Continued)

Table 8.

**BASE PRICE PAID TO GROWERS FOR GRAPES CRUSHED, DELIVERED TO CALIFORNIA PROCESSORS,
FROM THE 1989 CROP, WITH BRIX FACTORS AND PERCENT OF PURCHASED TONNAGE, BY TYPE,
VARIETY, REPORTING DISTRICT WHERE GROWN, AND WEIGHTED AVERAGE BASE PRICE (Cont'd)**

Variety	Base Price	Brix Factors	Percent	Variety	Base Price	Brix Factors	Percent	Variety	Base Price	Brix Factors	Percent	
	Dollars Per Ton	Code a/	b/		Dollars Per Ton	Code a/	b/		Dollars Per Ton	Code a/	b/	
DISTRICT 3 (Cont'd)				CHARDONNAY (Cont'd)				CHARDONNAY (Cont'd)				
BURGER (Cont'd)	300.00	0010	70.37		1,122.00	0010	.15		1,320.00	7123	.49	
	350.00	0010	12.14		1,122.00	4890	.19		1,326.79	1345	.41	
					1,122.00	5010	.39		1,333.33	1330	.11	
WTD. AVG. BASE	299.10				1,122.00	6200	.24		1,343.05	1360	.30	
					1,123.32	1130	.10		1,346.17	1200	.25	
CHARDONNAY	100.00	0010	.12		1,125.00	1110	.07		1,350.00	0010	1.08	
	200.00	0010	.02		1,132.42	1130	.09		1,350.00	1330	.08	
	300.00	4588	.13		1,134.00	0960	.09		1,350.00	1360	.34	
	550.00	0010	.38		1,134.40	6490	.16		1,350.00	1490	.79	
	569.07	1130	.15		1,134.40	0010	.78		1,350.00	1500	.09	
	630.00	0010	.11		1,140.00	1130	.02		1,350.00	6200	.48	
	645.37	1130	.11		1,145.00	0010	.37		1,355.00	0010	1.02	
	700.00	0010	.09		1,150.00	0010	.15		1,365.00	1360	.24	
	700.00	1240	.67		1,150.63	1130	.09		1,365.00	1490	1.39	
	725.00	1330	.53		1,167.13	0595	.55		1,375.00	0010	.09	
	800.00	1130	.15		1,175.98	1130	.17		1,375.00	7113	.14	
	800.00	2255	.04		1,177.90	0010	.06		1,380.00	1240	.07	
	858.87	1345	.60		1,180.00	0010	.13		1,397.83	0010	.82	
	882.00	1130	.03		1,187.22	1130	.17		1,400.00	0010	3.97	
	896.10	1130	.69		1,200.00	0010	.41		1,400.00	0505	.11	
	900.00	0010	.93		1,200.00	0610	.01		1,400.00	1130	2.14	
	900.00	0590	.02		1,200.00	0960	.04		1,400.00	1200	.08	
	900.00	1130	.06		1,200.00	1130	1.57		1,400.00	1220	1.14	
	911.25	0850	.28		1,200.00	1330	.06		1,400.00	1240	.02	
	920.70	1220	.18		1,200.00	1345	.03		1,400.00	1250	1.23	
	923.72	0010	.40		1,200.00	1490	.14		1,400.00	1330	.94	
	960.00	1130	.79		1,200.00	7183	1.36		1,400.00	1345	.34	
	980.00	0010	.29		1,200.00	7845	.36		1,400.00	1360	.34	
	1,000.00	0010	2.07		1,206.91	0010	.09		1,400.00	1380	.02	
	1,000.00	0960	.07		1,207.00	0010	.04		1,400.00	1470	.03	
	1,000.00	1030	.20		1,207.50	0610	.18		1,400.00	1490	.47	
	1,000.00	1130	.23		1,210.00	1345	.06		1,400.00	5140	.20	
	1,000.00	1200	.04		1,215.00	1220	.07		1,400.00	6320	.05	
	1,000.00	1330	.35		1,216.00	0010	.13		1,400.00	6905	.24	
	1,000.00	6210	.68		1,225.00	0950	.35		1,400.00	7183	3.41	
	1,000.00	6473	.12		1,230.72	0010	2.40		1,406.00	1345	.09	
	1,000.00	6927	.10		1,233.99	0010	.54		1,425.00	0010	.05	
	1,008.17	1130	.36		1,233.99	1110	.31		1,425.00	1240	.01	
	1,009.63	1200	.13		1,234.00	1240	1.08		1,425.00	6993	.38	
	1,020.00	1490	.03		1,243.00	0010	.17		1,430.00	1470	.06	
	1,026.00	1130	.08		1,250.00	0010	.01		1,448.29	0010	.18	
	1,037.98	0010	.60		1,250.00	0940	.05		1,450.00	0010	.42	
	1,050.00	0010	.08		1,250.00	0960	.17		1,450.00	0210	.50	
	1,050.00	1330	.17		1,250.00	1490	.15		1,450.00	1150	.16	
	1,050.00	6985	.06		1,250.00	5140	.33		1,450.00	1240	.30	
	1,060.24	1130	.26		1,252.99	0010	.61		1,450.00	1330	.17	
	1,068.10	1130	.07		1,265.50	1345	.12		1,450.00	1490	.16	
	1,072.02	1130	.20		1,277.50	1345	.09		1,468.50	0010	.05	
	1,080.00	1130	.22		1,278.66	0960	.12		1,500.00	0010	2.41	
	1,083.63	1130	.19		1,280.00	0010	.11		1,500.00	1130	.22	
	1,088.73	0010	3.22		1,290.00	0010	.39		1,500.00	1220	.11	
	1,100.00	0010	.82		1,290.08	0010	.36		1,500.00	1345	.09	
	1,100.00	0960	.17		1,290.08	1200	.33		1,500.00	1490	1.14	
	1,100.00	1110	.13		1,290.08	1360	.17		1,500.00	6200	.19	
	1,100.00	1345	.08		1,294.48	0010	1.90		1,500.00	6935	.04	
	1,100.00	1360	.01		1,295.00	0010	.07		1,541.00	0010	.21	
	1,104.00	1345	.08		1,300.00	0010	2.35		1,550.00	0010	.06	
	1,118.00	1380	.12		1,300.00	0960	.04		1,550.00	1240	.10	
	1,118.84	2255	10.93		1,300.00	1100	.52		1,550.00	1360	.36	
	1,118.84	7175	.96		1,300.00	1110	.72		1,550.00	1500	.01	
	1,119.58	0595	.28		1,300.00	1130	.63		1,550.00	6380	.46	
	1,121.00	0010	.04		1,300.00	1200	.37		1,560.00	1345	.15	
	1,121.00	1360	.88		1,300.00	1240	.01		1,577.61	0010	.24	
	1,121.81	0010	1.37		1,300.00	1250	1.10		1,600.00	0010	.42	
	1,121.81	0440	.97		1,300.00	1345	.05		1,600.00	1240	.74	
	1,121.81	1200	1.91		1,300.00	1360	.55		1,600.00	1330	.52	
	1,121.81	1240	1.91		1,300.00	1470	.23		1,600.00	1490	.03	
	1,121.81	6098	.41		1,300.00	1490	.42		1,750.00	1360	.17	
	1,121.81	6236	.88		1,300.00	4662	.11		1,800.00	0010	.01	
	1,121.81	7350	.17		1,300.00	6200	.09		1,855.00	0940	.35	
	1,121.81	7635	.21		1,300.00	6412	.12					
	1,121.81	7720	.22		1,300.00	6440	.05		WTD. AVG. BASE	1,229.90		
					1,300.00	7183	.04					
					1,320.00	1490	.24		CHENIN BLANC	300.00	0010	.39
					1,320.00	6670	1.64			300.00	0950	.39

(Continued)

Table 8.

**BASE PRICE PAID TO GROWERS FOR GRAPES CRUSHED, DELIVERED TO CALIFORNIA PROCESSORS,
FROM THE 1989 CROP, WITH BRX FACTORS AND PERCENT OF PURCHASED TONNAGE, BY TYPE,
VARIETY, REPORTING DISTRICT WHERE GROWN, AND WEIGHTED AVERAGE BASE PRICE (Cont'd)**

Variety	Base Price	Brix Factors	Percent	Variety	Base Price	Brix Factors	Percent	Variety	Base Price	Brix Factors	Percent
	Dollars Per Ton	Code a/	b/		Dollars Per Ton	Code a/	b/		Dollars Per Ton	Code a/	b/
DISTRICT 3 (Cont'd)				GEWURZTRAMINER	719.61	1200	2.97	SAUVIGNON BLANC	650.00	1130	.03
				(Cont'd)	725.00	1130	1.41	(Cont'd)	650.00	1280	.18
CHENIN BLANC	350.00	0010	1.04		750.00	0010	.07		673.85	0010	3.68
(Cont'd)	350.00	2800	.37		750.00	1110	4.66		673.85	1130	.83
	373.88	2255	8.43		750.00	1200	.49		673.85	1200	1.01
	374.29	0010	12.38		800.00	1110	2.30		673.85	7020	.20
	375.00	0010	.96		800.00	6440	.86		675.00	1220	.16
	400.00	0010	9.14		913.00	1110	.29		675.00	1280	.25
	400.00	0940	.42		936.00	0010	.25		687.50	0010	.73
	400.00	1150	.35		936.00	1110	2.10		694.07	0010	.88
	400.00	4588	19.62	WTD. AVG. BASE	606.98				700.00	0010	.70
	410.60	0830	5.97						700.00	0210	.38
	425.00	0010	4.36	GRAY RIESLING	300.00	0010	44.60		700.00	1150	.20
	425.00	6928	10.71		321.28	0010	51.80		700.00	1200	1.03
	433.66	0010	4.35		425.00	0010	3.60		700.00	1220	.12
	450.00	0010	1.15						700.00	4820	1.32
	450.00	0950	5.21	WTD. AVG. BASE	315.52				700.00	6260	2.93
	450.00	1090	1.75						709.44	0010	.20
	450.00	6928	4.84	GREEN HUNGARIAN	300.00	0010	100.00		720.75	1110	.28
	475.00	0760	4.69						735.00	6260	1.02
	500.00	0010	1.74	WTD. AVG. BASE	300.00				737.34	0010	1.52
	550.00	0010	1.74						741.24	0010	1.15
WTD. AVG. BASE	413.10			KLEINBERGER	700.00	0940	100.00		741.24	1110	3.41
									741.24	1220	.47
FRENCH COLOMBARD	180.00	0010	.51	WTD. AVG. BASE	700.00				745.00	1110	.32
	276.00	5000	.33						750.00	0010	1.04
	297.76	0010	1.96	MUSCAT BLANC/ MUSCAT CANELLI	650.00	1330	7.33		750.00	0960	3.63
	297.76	1030	3.93		700.00	0010	3.80		750.00	1110	.81
	300.00	4588	25.47		700.00	0010	20.28		750.00	1185	.80
	300.00	5000	.92		750.00	0010	7.13		750.00	1200	.95
	310.00	1130	.11		800.00	1200	7.13		750.00	1220	.40
	315.00	5000	2.16		800.00	1250	15.94		750.00	1490	.06
	325.00	0010	45.09		822.90	0010	27.37		750.00	1720	.04
	325.00	5000	.13		850.00	6330	7.41		750.00	4780	1.11
	335.00	5000	2.12		900.00	0010	8.26		750.00	4820	.69
	350.00	0010	1.43	WTD. AVG. BASE	900.00	0960	2.48		750.00	6260	5.32
	350.00	0730	2.32						775.00	0010	.95
	350.00	0960	.23		795.78				775.00	0980	1.25
	350.00	1040	.99	PALOMINO/GOLDEN CHASSELAS	275.00	4098	11.66		775.00	1110	1.29
	350.00	5000	1.37		300.00	1360	3.47		779.33	0010	3.03
	375.00	0010	1.17		350.00	0010	48.39		790.34	1360	.44
	375.00	0760	4.14		350.00	0010	36.48		795.14	1185	.44
	400.00	0010	1.66	WTD. AVG. BASE	357.75				800.00	0010	5.41
	410.54	0960	3.95						800.00	0190	.09
WTD. AVG. BASE	324.73			PINOT BLANC	700.00	1090	2.49		800.00	0960	.43
					725.00	0010	4.37		800.00	1110	2.35
GEWURZTRAMINER	400.00	0010	1.27		858.87	0440	31.97		800.00	1185	.39
	450.00	1185	1.04		884.64	0010	2.00		800.00	1250	4.54
	500.00	0980	1.44		963.00	0010	18.44		825.00	0960	.53
	500.00	1345	.13		983.50	0010	23.29		825.00	1110	.19
	500.00	4588	7.18		992.10	0010	10.52		825.00	1120	.88
	500.00	5000	5.38		1,000.00	0960	2.28		825.00	1345	.56
	540.36	4588	7.49		1,000.00	4078	4.65		825.00	1360	.02
	542.18	0010	9.22	WTD. AVG. BASE	921.60				825.00	1470	.98
	550.00	0010	.62						825.00	5210	.39
	550.00	1090	.46	SAUVIGNON BLANC	300.00	0010	2.84		825.00	0010	1.12
	594.40	0010	.74		300.00	0960	1.80		850.00	0010	2.38
	596.40	0970	2.68		350.00	0010	.24		850.00	0960	.53
	600.00	0010	14.06		450.00	0010	.08		862.00	1360	.05
	600.00	0840	6.50		475.00	0010	2.24		875.00	1110	1.22
	600.00	0940	5.57		550.00	0010	1.64		890.00	1220	.76
	600.00	0960	1.19		550.00	6260	.28		900.00	0010	1.45
	600.00	1030	.36		575.00	6260	.14		900.00	0210	.56
	600.00	1110	.91	WTD. AVG. BASE	579.50	0010	3.67		900.00	0960	.15
	600.00	1130	.60		600.00	0010	2.53		900.00	6440	.76
	600.00	1360	.90		600.00	6260	.76		950.00	0010	.09
	600.00	5000	1.06		600.00	6260	.76		966.23	0010	.30
	627.91	0010	3.55		600.00	0010	2.53		990.00	1110	.41
	650.00	0010	3.79		600.00	0010	2.19		1,013.00	0010	1.94
	650.00	0840	7.33		602.75	0010	2.19		1,137.00	0010	.85
	650.00	4662	.26		611.44	0150	.04		1,603.77	0010	.04
	685.00	1110	.91		621.89	0010	1.07				
					628.31	0010	.67	WTD. AVG. BASE	718.32		
					634.39	0150	1.93				
					650.00	0010	3.25				

(Continued)

Table 8.

BASE PRICE PAID TO GROWERS FOR GRAPES CRUSHED, DELIVERED TO CALIFORNIA PROCESSORS,
FROM THE 1989 CROP, WITH BRIX FACTORS AND PERCENT OF PURCHASED TONNAGE, BY TYPE,
VARIETY, REPORTING DISTRICT WHERE GROWN, AND WEIGHTED AVERAGE BASE PRICE (Cont'd)

Variety	Base Price	Brix Factors	Percent	Variety	Base Price	Brix Factors	Percent	Variety	Base Price	Brix Factors	Percent
	Dollars Per Ton	Code a/	b/		Dollars Per Ton	Code a/	b/		Dollars Per Ton	Code a/	b/
DISTRICT 3 (Cont'd)				WINE GRAPES (RED)				CABERNET SAUVIGNON (Cont'd)			
SAUVIGNON VERT	277.75	5104	7.89	ALICANTE	350.00	0010	.76		941.89	1500	.16
	300.00	0010	6.49	BOUSCHET	400.00	0010	24.27		976.89	1500	.45
	300.00	0950	8.80		400.00	3160	66.16		978.57	1500	.43
	300.00	4588	76.82		425.00	0790	4.36		984.87	0010	1.09
WTD. AVG. BASE	298.25				450.00	0010	4.45		985.00	0010	.08
									985.05	1250	1.04
SEMILLOW	300.00	4588	5.92						990.00	1490	.17
	300.00	7700	.90						1,000.00	0010	.94
	375.00	0010	5.42						1,000.00	0250	.40
	500.00	0010	2.36						1,000.00	0980	.10
	500.00	5105	7.65						1,000.00	1090	.30
	543.87	0010	9.36						1,000.00	1130	.02
	550.00	5105	3.44						1,000.00	1240	.32
	600.00	1040	3.06						1,000.00	1360	.48
	619.11	0010	3.76						1,000.00	1380	2.24
	650.00	0190	3.87						1,000.00	1500	10.20
	650.00	1220	21.09						1,000.00	6200	.88
	700.00	0010	2.21						1,000.00	7175	1.72
	700.00	1345	1.64						1,029.83	0010	.01
	745.00	1110	.79						1,029.83	1360	.28
	750.00	0010	2.81						1,034.23	0010	4.48
	765.00	1220	1.53						1,050.00	0010	.08
	800.00	1250	19.51						1,065.00	0010	.02
	850.00	0010	3.17						1,080.00	0010	.04
	850.00	1120	1.01						1,087.00	1345	.01
	900.00	0010	.47						1,093.00	1490	.06
WTD. AVG. BASE	626.19								1,094.00	0010	.04
									1,100.00	0010	2.69
SYLVANER	300.00	0010	19.88						1,100.00	1130	.57
	450.00	0940	80.12						1,100.00	1240	.01
WTD. AVG. BASE	420.18								1,100.00	1370	.01
									1,100.00	1380	.48
SYMPHONY	365.73	0010	28.59						1,100.00	1490	.23
	374.46	0420	12.04						1,118.26	1500	.07
	374.46	0640	1.80						1,134.30	1150	.15
	400.00	0530	6.63						1,134.30	1360	.20
	416.07	0640	41.98						1,148.32	1360	.24
	482.88	0010	7.24						1,186.26	0010	.13
	500.00	0010	1.71						1,186.26	1500	.24
WTD. AVG. BASE	401.12								1,195.90	0010	1.31
									1,200.00	0010	10.76
WHITE RIESLING	400.00	1110	4.76						1,200.00	1110	.08
	500.00	0010	33.61						1,200.00	1130	.80
	500.00	0850	2.51						1,200.00	1130	.80
	500.00	1130	1.55						1,200.00	1240	.40
	500.00	4588	11.84						1,200.00	1490	.54
	550.00	0010	.45						1,200.00	1500	.28
	575.00	4663	1.45						1,200.00	6200	.49
	600.00	5005	20.38						1,200.00	6210	.02
	650.00	0010	11.08						1,200.00	7000	.14
	650.00	1267	1.84						1,200.00	7125	.04
	650.00	6440	.30						1,200.00	7285	1.05
	700.00	0010	4.71						1,200.00	7830	1.37
	800.00	0010	2.70						1,204.00	1345	.21
	828.00	0010	1.19						1,210.00	0010	.07
	1,020.38	0010	1.62						1,218.26	1500	.40
WTD. AVG. BASE	566.62								1,231.00	0010	.80
									1,250.00	0010	.50
OTHER WHITE	300.00	0010	11.61						1,250.00	1130	.09
	300.00	1140	32.82						1,250.00	1200	.24
	319.88	4588	13.47						1,250.00	1345	.04
	375.00	0010	3.87						1,250.00	1360	1.81
	433.66	0010	35.14						1,250.00	5300	.18
	800.00	1130	3.10						1,250.00	6490	.35
WTD. AVG. BASE	368.03								1,250.00	6515	.12
									1,275.00	0010	.05
									1,275.00	1240	.83
									1,284.40	1380	.25
									1,300.00	0010	.87
									1,300.00	1250	1.17
									1,300.00	1360	.62

(Continued)

Table 8.

**BASE PRICE PAID TO GROWERS FOR GRAPES CRUSHED, DELIVERED TO CALIFORNIA PROCESSORS,
FROM THE 1989 CROP, WITH BRIX FACTORS AND PERCENT OF PURCHASED TONNAGE, BY TYPE,
VARIETY, REPORTING DISTRICT WHERE GROWN, AND WEIGHTED AVERAGE BASE PRICE (Cont'd)**

Variety	Base Price	Brix Factors	Percent	Variety	Base Price	Brix Factors	Percent	Variety	Base Price	Brix Factors	Percent
	Dollars Per Ton	Code a/	b/		Dollars Per Ton	Code a/	b/		Dollars Per Ton	Code a/	b/
DISTRICT 3 (Cont'd)				GAMAY BEAUJOLAIS	750.00	0740	2.39	MERLOT	1,600.00	0010	.03
				(Cont'd)	900.00	0740	5.06	(Cont'd)	1,784.20	0010	.09
CABERNET SAUVIGNON	1,300.00	1490	.21	WTD. AVG. BASE	566.35			WTD. AVG. BASE	1,103.67		
(Cont'd)	1,300.00	1500	.17	GRENACHE	487.45	7175	24.50	MEUNIER	775.00	0440	78.99
	1,312.50	0010	.11		564.97	0010	31.13		900.00	0610	21.01
	1,315.00	1490	.23		1,050.00	0010	44.37	WTD. AVG. BASE	801.27		
	1,350.00	0010	.24	WTD. AVG. BASE	761.19			MISSION	1,000.00	0010	100.00
	1,350.00	1380	.06					WTD. AVG. BASE	1,000.00		
	1,350.00	1490	.24	MALBEC	1,000.00	0010	25.20				
	1,375.00	0010	1.73		1,250.00	1490	41.46	PETITE SIRAH	104.00	7810	.64
	1,400.00	0010	2.27		1,264.89	0010	13.82		500.00	0010	.84
	1,400.00	1200	.59		1,350.00	0010	19.51		549.33	0010	1.40
	1,400.00	1240	.32	WTD. AVG. BASE	1,208.56				550.00	0010	.28
	1,400.00	1250	3.86						550.00	0010	.28
	1,400.00	1380	.98	MATARO	750.00	0010	100.00		550.00	7175	4.84
	1,400.00	1500	.17	WTD. AVG. BASE	750.00				553.58	7175	25.36
	1,400.00	1590	.53						575.00	1150	1.29
	1,400.00	6960	.39	MERLOT	750.00	0010	1.31		600.00	0010	7.24
	1,437.50	1360	.10		800.00	0010	5.14		600.00	1130	.73
	1,450.00	0010	.35		824.00	0010	5.51		630.37	1360	3.33
	1,450.00	1470	.24		850.00	0010	.37		636.13	0010	19.15
	1,500.00	1240	.38		850.00	1490	.14		700.00	0010	1.54
	1,500.00	1250	.20		880.85	0010	4.36		750.00	0010	1.17
	1,500.00	1345	.19		889.00	1380	1.36		750.00	1345	1.85
	1,500.00	1360	1.59		892.65	7175	.92		750.00	5210	.31
	1,500.00	1470	.08		900.00	0010	.82		750.00	6490	1.96
	1,500.00	1500	.36		934.26	7183	.36		800.00	0010	.84
	1,600.00	0010	.14		950.00	1380	.18		900.00	0010	.39
	1,625.00	1380	.16		978.75	0010	1.45		900.00	1000	.73
WTD. AVG. BASE	1,137.16				978.75	1360	1.02		900.00	1130	1.59
CARIGNANE	160.00	0010	.41		981.92	0010	16.04		900.00	1140	3.02
	400.00	0010	.20		1,000.00	0010	1.02		900.00	1380	17.25
	400.00	1380	.28		1,000.00	5040	2.49		1,000.00	0010	.42
	449.11	0010	4.97		1,023.24	1360	.16		1,000.00	1150	3.86
	450.00	0010	7.45		1,027.64	0010	1.70	WTD. AVG. BASE	685.73		
	450.00	7175	67.78		1,050.00	0010	.65	PETITE VERDOT	1,000.00	0010	25.47
	450.00	7183	4.74		1,050.00	1360	.63		1,040.33	0010	21.74
	475.00	0010	.07		1,100.00	0010	3.91		1,200.00	0010	9.32
	500.00	0010	.30		1,100.00	1490	.79		1,224.00	0010	21.12
	500.00	1130	1.44		1,143.75	1345	.99		1,350.00	0010	22.36
	500.00	7183	8.12		1,150.00	1490	.91				
	550.00	0010	1.56		1,188.97	0010	.77				
	928.00	0010	2.68		1,199.50	1370	.73	WTD. AVG. BASE	1,152.97		
WTD. AVG. BASE	467.82				1,200.00	0010	4.34	PINOT NOIR	255.00	1380	3.41
EARLY BURGUNDY	160.00	0010	28.91		1,200.00	1250	1.31		490.00	0010	.06
	381.01	7175	45.70		1,200.00	1345	.22		550.00	0010	.44
	600.00	0010	25.39		1,200.00	1360	2.70		550.00	7125	.14
WTD. AVG. BASE	372.73				1,200.00	1490	.26		570.00	1185	.10
GAMAY (NAPA)	160.00	0010	5.92		1,215.00	0010	.66		598.00	7810	.05
	400.00	0010	2.82		1,250.00	0010	9.54		600.00	0010	.88
	500.00	0010	1.79		1,250.00	1120	6.67		600.00	0010	.88
	514.00	0010	6.28		1,250.00	1130	.93		600.00	1360	.34
	546.00	0010	3.29		1,250.00	1345	.06		600.00	4970	.12
	550.00	0010	.98		1,250.00	1360	2.75		600.00	5105	.80
	550.00	5105	1.73		1,250.00	5300	.07		600.00	7810	.39
	550.00	7175	41.19		1,250.00	6512	.19		631.07	0010	3.83
	600.00	0010	19.54		1,300.00	0010	1.36		632.69	0010	1.70
	600.00	0960	13.63		1,300.00	1140	.77		632.69	2255	19.35
	700.00	0010	2.23		1,300.00	1360	.09		632.75	1185	.18
	700.00	1200	.60		1,300.00	1490	.27		632.75	1380	1.13
WTD. AVG. BASE	540.21				1,300.00	7183	4.97		650.00	0960	.17
GAMAY BEAUJOLAIS	510.88	0010	27.73		1,320.00	1345	1.28		650.00	7810	.74
	550.00	0010	55.40		1,350.00	1240	1.99		664.39	0505	.42
	600.00	0010	4.45		1,375.00	0010	.63		672.75	0010	4.91
	600.00	0960	4.97		1,400.00	0010	1.09		690.00	0010	.04
					1,400.00	1380	1.69		696.00	0505	.84
					1,437.50	1470	.59		696.03	0505	2.05
					1,450.00	0010	.42		700.00	0010	.61
					1,500.00	0010	.37		700.00	0610	.37
					1,500.00	1360	.94		700.00	0960	.02

(Continued)

Table 8.

**BASE PRICE PAID TO GROWERS FOR GRAPES CRUSHED, DELIVERED TO CALIFORNIA PROCESSORS,
FROM THE 1989 CROP, WITH BRIX FACTORS AND PERCENT OF PURCHASED TONNAGE, BY TYPE,
VARIETY, REPORTING DISTRICT WHERE GROWN, AND WEIGHTED AVERAGE BASE PRICE (Cont'd)**

Variety	Base Price	Brix Factors	Percent	Variety	Base Price	Brix Factors	Percent	Variety	Base Price	Brix Factors	Percent
	Dollars Per Ton	Code a/	b/		Dollars Per Ton	Code a/	b/		Dollars Per Ton	Code a/	b/
DISTRICT 3 (Cont'd)				SYRAH/FRENCH	922.00	0010	64.61	ZINFANDEL	1,050.00	0010	.23
				SYRAH-SHIRAZ	950.00	0250	26.30	(Cont'd)	1,050.00	1380	.15
PINOT NOIR	724.12	0595	2.09		1,000.00	0010	9.09		1,050.00	1470	.11
(Cont'd)	726.80	0960	.05	WTD. AVG. BASE	936.45				1,100.00	0010	1.27
	727.66	0010	.33						1,100.00	1150	.07
	727.66	1130	.45	ZINFANDEL	200.00	1510	.04		1,100.00	1500	.06
	728.00	0010	.85		400.00	0010	c/		1,110.00	1470	.06
	732.06	0010	2.64		400.00	2155	.06		1,250.00	6452	.05
	747.50	1070	.03		500.00	0010	.30		1,400.00	0010	.07
	750.00	1110	.11		500.00	0660	.06	WTD. AVG. BASE	903.33		
	750.00	1200	.07		500.00	1110	.03				
	772.00	0505	1.06		500.00	2075	2.10	OTHER RED	160.00	0010	.25
	775.00	0440	12.56		600.00	0010	.73		300.00	0010	.05
	775.00	1130	.63		600.00	1370	.01		300.00	1150	2.35
	800.00	0010	2.16		625.00	0010	.10		375.00	7175	1.07
	800.00	0505	3.97		650.00	0010	.19		378.66	7175	18.77
	800.00	0985	.11		650.00	2155	.80		425.00	0010	2.50
	800.00	1100	.20		650.00	7183	.04		450.00	1150	16.32
	800.00	1130	.23		666.67	0010	.01		500.00	0010	2.65
	800.00	1330	.02		675.00	6473	.02		550.00	1150	18.87
	800.00	4783	.01		680.00	1370	.01		600.00	1150	9.94
	800.00	4970	.32		700.00	0010	.01		850.00	0010	8.21
	820.00	0610	.37		712.67	0010	1.17		900.00	1370	1.02
	825.00	0010	.30		714.83	0010	1.38		1,000.00	0010	18.00
	840.00	0610	1.18		714.83	0740	.31				
	850.00	0010	.12		725.00	0940	.03	WTD. AVG. BASE	602.40		
	850.00	0505	.82		750.00	0940	.15				
	850.00	0940	.31		750.00	6473	.07				
	850.00	0985	.24		783.78	0010	1.47				
	850.00	1000	.10		800.00	0010	.03				
	850.00	1100	.18		800.00	1050	.10				
	850.00	1130	.08		800.00	1130	.13				
	850.00	1360	.59		800.00	1380	.02				
	850.00	1380	.16		800.00	2290	.29				
	850.00	6515	.03		822.00	0010	.09				
	860.34	0010	6.68		822.05	7680	.04				
	874.83	0010	1.96		826.45	0010	.63				
	877.42	0010	6.69		845.00	1380	.01				
	900.00	0010	.78		859.40	0010	.04	BURGER	300.00	0010	100.00
	900.00	0940	.59		860.90	0010	.47				
	900.00	1110	.08		885.04	1360	.28	WTD. AVG. BASE	300.00		
	900.00	1360	.61		900.00	0010	13.17				
	900.00	5045	.11		900.00	0520	2.46	CHARDONNAY	335.33	0010	.01
	900.00	6200	.42		900.00	0730	.79		600.00	0010	.03
	900.00	7000	.11		900.00	0735	.75		700.00	0010	.15
	935.00	1360	.21		900.00	0740	1.10		800.00	0740	.06
	945.00	0610	1.14		900.00	1050	.17		880.00	0010	.51
	950.00	0010	.08		900.00	1110	.23		900.00	0010	.19
	950.00	1360	.29		900.00	1150	.25		900.00	1150	.22
	950.00	1380	.15		900.00	1510	.04		900.00	7183	.12
	1,000.00	0010	.22		900.00	2155	40.64		950.00	0010	.24
	1,000.00	0210	.31		900.00	2350	.10		950.00	0310	.09
	1,000.00	0505	.98		900.00	2360	2.43		969.00	0010	.06
	1,000.00	0610	.49		900.00	7183	.16		997.49	1130	.09
	1,000.00	0960	.07		950.00	0730	.40		1,000.00	0010	.32
	1,000.00	1130	.04		950.00	0740	.44		1,000.00	0250	.14
	1,000.00	1250	.06		975.00	0010	.13		1,000.00	1360	.21
	1,000.00	1345	.15		975.14	0010	1.23		1,050.00	1330	.11
	1,000.00	1360	.09		1,000.00	0010	5.90		1,067.28	0010	.20
	1,000.00	7810	1.29		1,000.00	0210	.03		1,100.00	0010	.13
	1,024.00	1250	.11		1,000.00	0660	1.36		1,100.00	6905	.10
	1,029.00	0010	.07		1,000.00	0740	.36		1,105.00	1130	.04
	1,050.00	1590	.08		1,000.00	1000	c/		1,130.00	0010	.01
	1,200.00	0010	.69		1,000.00	1050	.67		1,134.54	0010	.31
					1,000.00	1110	.55		1,135.00	0010	.98
WTD. AVG. BASE	738.79				1,000.00	1360	.39		1,142.77	0010	1.21
					1,000.00	1380	.48		1,150.00	0010	.25
PINOT ST GEORGE	375.00	7175	100.00		1,000.00	1470	.12		1,150.00	0250	.35
					1,000.00	1490	.15		1,162.80	7025	1.07
WTD. AVG. BASE	375.00				1,000.00	5210	.02		1,175.00	0010	.46
					1,000.00	6110	.04		1,180.00	1330	.01
RUBY CABERNET	375.00	1380	78.84		1,000.00	6490	.03		1,199.62	1130	.26
	625.00	1360	21.16		1,000.00	7183	1.23		1,200.00	0010	.65
					1,000.00	7185	10.89		1,200.00	0610	.03
WTD. AVG. BASE	427.91										

(Continued)

Table 8.

**BASE PRICE PAID TO GROWERS FOR GRAPES CRUSHED, DELIVERED TO CALIFORNIA PROCESSORS,
FROM THE 1989 CROP, WITH BRIX FACTORS AND PERCENT OF PURCHASED TONNAGE, BY TYPE,
VARIETY, REPORTING DISTRICT WHERE GROWN, AND WEIGHTED AVERAGE BASE PRICE (Cont'd)**

Variety	Base Price	Brix Factors	Percent	Variety	Base Price	Brix Factors	Percent	Variety	Base Price	Brix Factors	Percent
	Dollars Per Ton	Code a/	b/		Dollars Per Ton	Code a/	b/		Dollars Per Ton	Code a/	b/
DISTRICT 4 (Cont'd)				CHARDONNAY (Cont'd)	1,450.00	1150	.13	CHARDONNAY (Cont'd)	1,650.00	1200	.08
CHARDONNAY (Cont'd)	1,200.00	1130	c/		1,450.00	1330	.11		1,650.00	1380	.04
	1,200.00	1640	.19		1,450.00	1345	.05		1,650.00	1440	.17
	1,200.00	6905	.09		1,450.00	1360	.30		1,650.00	6900	.35
	1,202.68	7183	2.27		1,450.00	1380	.15		1,658.50	0010	.64
	1,210.00	0010	.08		1,450.00	6900	.79		1,665.00	0010	.06
	1,211.00	0010	1.06		1,450.00	6905	.26		1,675.00	1150	.85
	1,219.81	0010	.16		1,456.00	0010	.12		1,675.66	1150	1.61
	1,234.30	1130	.13		1,456.10	1330	.70		1,688.55	0010	.77
	1,242.55	1130	.08		1,473.29	1350	.11		1,691.00	0010	.32
	1,250.00	0010	.19		1,475.00	0010	.31		1,700.00	0010	1.45
	1,250.00	0610	.48		1,475.00	1330	.20		1,700.00	1330	.07
	1,250.00	0990	.22		1,475.00	1345	.04		1,700.00	6207	.29
	1,250.00	0010	2.16		1,475.00	1360	.03		1,700.00	7005	.12
	1,292.00	0010	1.16		1,485.00	0010	.46		1,750.00	0010	.04
	1,292.00	0190	1.16		1,485.00	4840	.17		1,750.00	1330	.11
	1,296.00	6065	.14		1,485.80	6905	.36		1,750.00	1470	.03
	1,300.00	0010	1.32		1,492.00	0250	.06		1,752.00	0010	.21
	1,300.00	1130	1.45		1,500.00	0010	4.07		1,764.00	0010	.28
	1,300.00	1345	.15		1,500.00	0610	.11		1,772.98	0010	.45
	1,300.00	6960	.04		1,500.00	1130	.02		1,800.00	0010	.17
	1,300.00	7010	.02		1,500.00	1150	.19		1,800.00	1080	.06
	1,300.74	0010	.13		1,500.00	1200	.13		1,800.00	1200	.11
	1,303.96	0010	1.94		1,500.00	1220	.26		1,800.00	1360	.21
	1,305.00	1130	.07		1,500.00	1240	.34		1,800.00	7116	.09
	1,312.50	0610	1.44		1,500.00	1330	.42		1,850.00	0010	.74
	1,325.00	0548	.14		1,500.00	1360	.15		1,850.00	6900	1.21
	1,340.78	0010	1.08		1,500.00	1380	.02		1,900.00	6997	.93
	1,350.00	0010	1.22		1,500.00	1470	.08		2,000.00	1240	.09
	1,350.00	0610	.64		1,500.00	6997	.47		2,000.00	7300	.44
	1,350.00	1380	.01		1,511.84	0010	.74				
	1,350.00	6097	2.51		1,512.00	0010	1.55	WTD. AVG. BASE	1,446.60		
	1,350.00	6945	.18		1,525.00	0010	.36				
	1,350.00	6970	.02		1,525.00	1360	.21	CHENIN BLANC	350.00	0010	4.09
	1,355.00	0610	.06		1,530.00	1490	.30		360.00	2385	5.16
	1,360.00	6075	.11		1,532.52	0010	.62		375.00	0010	.25
	1,365.00	0610	1.44		1,536.97	0010	.68		375.00	4079	1.45
	1,373.03	0010	.26		1,540.00	0010	.10		425.00	3220	8.84
	1,375.00	0010	.29		1,543.35	0010	3.19		450.00	0010	1.49
	1,383.09	1130	.17		1,546.76	0010	.19		450.00	1110	.75
	1,389.40	1340	.02		1,550.00	0010	1.75		450.00	3220	5.50
	1,392.00	0010	.16		1,550.00	0685	.05		450.00	4790	8.85
	1,396.16	0990	3.87		1,550.00	1130	.13		475.00	0010	.98
	1,398.00	0010	.04		1,550.00	1200	.42		500.00	0010	2.38
	1,400.00	0010	3.17		1,550.00	1250	.10		500.00	1090	1.14
	1,400.00	0933	.12		1,550.00	1345	.17		500.00	1120	.13
	1,400.00	1090	.04		1,550.00	1360	.47		500.00	3220	29.18
	1,400.00	1110	.09		1,550.00	1380	.64		500.00	4079	.96
	1,400.00	1130	.68		1,550.00	1500	.23		506.36	4079	3.68
	1,400.00	1330	.85		1,550.00	6900	4.25		525.00	0010	1.56
	1,400.00	1360	.44		1,550.40	4850	.21		525.00	0690	.88
	1,400.00	1380	.10		1,550.40	5070	.45		525.00	0870	.12
	1,400.00	6200	.15		1,555.29	0010	.45		541.64	0010	.05
	1,400.00	6905	.04		1,571.49	6300	.42		550.00	0010	3.57
	1,400.00	6960	.32		1,575.00	0010	.25		550.00	4000	9.48
	1,400.00	6997	.35		1,577.00	0010	.32		600.00	0010	.81
	1,400.00	7183	.13		1,600.00	0010	2.39		624.20	0685	2.68
	1,401.60	6207	.43		1,600.00	1220	.09		632.95	4079	1.27
	1,404.97	1130	.33		1,600.00	1340	.16		675.00	1220	.27
	1,409.49	1130	.06		1,600.00	1345	.20		700.00	0010	1.06
	1,416.38	1130	.06		1,600.00	1360	.26		711.52	0010	1.15
	1,417.00	0010	.22		1,600.00	1380	.15		1,000.00	0010	.10
	1,421.20	0010	2.22		1,600.00	1470	.69		1,050.00	0010	2.19
	1,425.00	1360	.05		1,600.00	6980	.12				
	1,430.00	0010	.29		1,600.00	6997	.57	WTD. AVG. BASE	500.15		
	1,430.25	0010	.74		1,605.00	0010	.44	FLORA	1,176.02	0010	100.00
	1,433.62	1130	.24		1,620.00	0010	.10				
	1,434.82	0010	.39		1,620.00	1250	.04	WTD. AVG. BASE	1,176.02		
	1,442.00	0010	.14		1,620.00	7183	.11				
	1,444.50	6960	.09		1,625.00	0010	1.77	FRENCH COLOMBARD	300.00	0010	24.41
	1,445.69	0010	.13		1,640.00	0010	.02		350.00	2823	20.52
	1,446.25	1130	.66		1,647.33	0010	.06		350.00	4079	18.69
	1,450.00	0010	.90		1,648.00	0010	.15		425.00	0010	13.49
	1,450.00	1130	2.08		1,650.00	0010	.44				
					1,650.00	1150	.04				

(Continued)

Table 8.

**BASE PRICE PAID TO GROWERS FOR GRAPES CRUSHED, DELIVERED TO CALIFORNIA PROCESSORS,
FROM THE 1989 CROP, WITH BRIX FACTORS AND PERCENT OF PURCHASED TONNAGE, BY TYPE,
VARIETY, REPORTING DISTRICT WHERE GROWN, AND WEIGHTED AVERAGE BASE PRICE (Cont'd)**

Variety	Base Price	Brix Factors	Percent	Variety	Base Price	Brix Factors	Percent	Variety	Base Price	Brix Factors	Percent
	Dollars Per Ton	Code a/	b/		Dollars Per Ton	Code a/	b/		Dollars Per Ton	Code a/	b/
DISTRICT 4 (Cont'd)				SAUVIGNON BLANC (Cont'd)	687.33	0010	1.88	SAUVIGNON MOSQUE	810.00	1130	55.56
					690.00	0010	.54		900.00	1130	44.44
FRENCH COLOMBARD (Cont'd)	450.00	0650	5.05		700.00	0010	3.40				
	600.00	0210	17.84		700.00	0960	.59	WTD. AVG. BASE	850.00		
WTD. AVG. BASE	397.56				700.00	1110	.09				
					700.00	1130	.04	SEMILLON	450.00	0010	2.19
GEWURZTRAMINER	300.00	0010	.24		700.00	1360	.59		475.00	1040	1.90
	450.00	0010	15.30		700.00	1715	.04		600.00	0010	2.71
	499.22	0010	2.48		700.00	4079	.68		612.50	0010	2.13
	500.00	0010	1.48		700.00	4770	1.16		625.00	1110	.21
	540.00	0010	5.29		700.00	4813	3.48		700.00	1715	.06
	560.97	0010	40.28		700.00	5104	.85		750.00	0010	5.86
	607.14	0010	.33		700.00	6260	.26		775.00	0010	6.04
	650.00	0010	32.70		700.00	6910	1.07		800.00	0010	15.68
	850.00	0010	1.91		725.00	0010	.39		800.00	1330	.06
					725.00	5104	.23		810.00	0010	4.12
					729.88	0010	1.72		850.00	0010	8.66
WTD. AVG. BASE	574.60				750.00	0010	3.04		850.00	3060	7.27
					750.00	1280	.27		850.00	6080	8.95
GRAY RIESLING	350.00	4005	100.00		750.00	1330	.48		851.00	0010	2.38
					750.00	4027	1.02		891.00	1020	1.75
WTD. AVG. BASE	350.00				750.00	4090	1.58		900.00	0010	17.59
					750.00	5104	1.35		900.00	0650	2.45
GREEN HUNGARIAN	256.61	2520	100.00		750.00	6260	1.45		925.00	0010	.06
					756.00	0010	1.04		950.00	0010	.99
WTD. AVG. BASE	256.61				756.06	0010	.19		972.00	0010	.46
					775.00	0010	1.13		1,000.00	0010	.64
					775.00	1269	1.06		1,070.36	0010	.78
MALVASIA BIANCA	550.00	0010	100.00		775.00	1330	.99		1,100.00	0010	3.76
					775.00	4079	1.61		1,100.00	0940	.97
WTD. AVG. BASE	550.00				775.00	5104	5.45		1,200.00	0010	.13
					776.00	0010	.14		1,500.00	0010	.20
MUSCAT BLANC/ MUSCAT CANELLI	600.00	0010	1.44		791.13	4079	.09		1,791.04	0010	.75
	750.00	1330	2.42		792.06	0010	.05		2,258.21	0010	.29
	760.00	0730	9.98		792.36	0010	.20		2,349.31	0010	.29
	888.00	0210	11.83		800.00	0010	8.79		3,477.19	0010	.66
	900.00	0010	51.60		800.00	1110	.32				
	900.00	4070	18.65		800.00	1150	.29	WTD. AVG. BASE	863.42		
	925.00	1690	4.07		800.00	1185	.38				
WTD. AVG. BASE	877.67				800.00	1330	.17	SYLVANER	500.00	4079	100.00
					800.00	1360	.07				
PINOT BLANC	400.00	0010	2.34		800.00	4027	.54	WTD. AVG. BASE	500.00		
	700.00	0010	9.93		810.00	0010	.82				
	800.00	0010	.93		824.66	0010	.37	WHITE RIESLING	500.00	4079	2.72
	850.00	0010	2.38		825.00	0010	.27		550.00	0010	3.89
	900.00	0010	16.20		825.00	1360	.12		600.00	0010	2.68
	925.10	0010	11.39		826.47	0010	.39		650.00	0010	2.79
	1,000.00	0010	4.19		832.79	0010	.40		650.00	4790	1.21
	1,000.00	0478	10.24		850.00	0010	8.96		675.00	0010	2.70
	1,100.00	0010	3.09		850.00	1185	.13		675.00	4079	.82
	1,111.00	0010	14.96		850.00	1360	1.52		700.00	0010	16.09
	1,224.20	0010	24.36		850.00	6080	11.23		700.00	1380	.64
WTD. AVG. BASE	1,000.34				900.00	0010	2.58		700.00	2280	7.77
					900.00	1150	.20		700.00	3030	29.73
SAUVIGNON BLANC	475.00	1040	.26		900.00	4027	.79		725.00	0010	7.86
	500.00	0010	.89		900.00	4050	.45		750.00	0010	1.95
	500.00	0310	.10		900.00	6080	6.21		767.74	0010	.66
	515.50	0010	.21		900.00	7116	.13		784.88	0760	9.77
	600.00	0010	.35		903.11	4079	4.80		800.00	5005	7.32
	600.00	0960	1.32		925.00	0010	.16		1,050.00	0010	.30
	600.00	1220	.24		925.00	1103	.12		1,229.95	0010	.66
	612.50	0010	.38		925.00	1130	.31		1,776.00	0010	.12
	618.60	0010	.32		950.00	1110	.22		1,800.00	0010	.31
	625.00	0650	.39		972.00	0010	2.00				
	625.00	0940	.06		980.00	0010	.06	WTD. AVG. BASE	711.44		
	640.00	1185	.57		1,000.00	0010	.04				
	648.00	0010	1.81		1,000.00	1710	.04	OTHER WHITE	350.00	0010	100.00
	650.00	0010	.48		1,007.00	0010	.05				
	650.00	0960	.14		1,100.00	1120	.25	WTD. AVG. BASE	350.00		
	675.00	0010	.11		1,111.91	0010	.06				
	680.62	1185	.32		1,200.00	0010	.04				
	687.00	0010	.31		1,300.00	1150	.01				
	687.00	1130	.31	WTD. AVG. BASE	792.25						
								WINE GRAPES (RED)			
								CABERNET FRANC	1,000.00	0010	1.11
									1,000.00	1345	.31

(Continued)

Table 8.

BASE PRICE PAID TO GROWERS FOR GRAPES CRUSHED, DELIVERED TO CALIFORNIA PROCESSORS,
FROM THE 1989 CROP, WITH BRIX FACTORS AND PERCENT OF PURCHASED TONNAGE, BY TYPE,
VARIETY, REPORTING DISTRICT WHERE GROWN, AND WEIGHTED AVERAGE BASE PRICE (Cont'd)

Variety	Base Price	Brix Factors	Percent	Variety	Base Price	Brix Factors	Percent	Variety	Base Price	Brix Factors	Percent
	Dollars Per Ton	Code a/	b/		Dollars Per Ton	Code a/	b/		Dollars Per Ton	Code a/	b/
DISTRICT 4 (Cont'd)				CABERNET SAUVIGNON (Cont'd)	1,000.00	0010	.84	CABERNET SAUVIGNON (Cont'd)	1,406.00	0010	.06
CABERNET FRANC (Cont'd)	1,000.00	6207	19.57		1,000.00	0250	.19		1,421.00	1330	.06
	1,050.00	1330	.29		1,000.00	1240	.06		1,421.27	0010	.21
	1,171.59	6207	3.71		1,000.00	1345	.03		1,421.27	7060	.10
	1,200.00	0010	1.72		1,050.00	6207	.31		1,426.68	1360	.25
	1,200.00	0250	1.17		1,100.00	0010	.64		1,435.13	0010	.17
	1,228.84	0010	.11		1,100.00	0970	.14		1,436.25	6207	7.40
	1,229.24	0010	.99		1,100.00	1380	.01		1,445.05	0010	2.19
	1,229.24	0190	.95		1,100.00	7060	.15		1,450.00	0010	4.47
	1,230.00	0010	.66		1,105.94	0010	.04		1,450.00	1360	.04
	1,250.00	0010	.27		1,105.94	0697	.02		1,450.00	1470	.08
	1,298.81	0010	3.11		1,150.00	1470	.01		1,450.00	6207	.89
	1,300.00	0010	2.69		1,150.00	6207	1.16		1,450.00	6997	.18
	1,325.00	1130	.31		1,175.00	1110	.04		1,450.00	7070	3.84
	1,325.87	1285	1.76		1,200.00	0010	1.36		1,450.00	8215	.73
	1,329.24	0010	.37		1,200.00	1130	c/		1,458.00	0010	1.56
	1,350.00	0010	3.02		1,200.00	1345	.64		1,460.00	1470	.08
	1,350.00	1470	.70		1,200.00	1380	.04		1,461.30	0010	.87
	1,350.00	6207	.57		1,200.00	7050	.08		1,469.53	0010	.22
	1,350.00	7050	.58		1,200.00	8215	.30		1,474.22	0010	.32
	1,352.16	0010	.43		1,212.22	7640	.29		1,474.92	0010	.31
	1,352.20	0010	.99		1,234.35	1110	.08		1,475.00	0010	.18
	1,369.15	0010	.26		1,235.00	0010	.02		1,475.00	1345	.13
	1,400.00	0010	1.58		1,235.00	1130	.02		1,483.07	7070	.77
	1,400.00	1110	.27		1,235.89	0010	.99		1,483.20	0010	.49
	1,400.00	1360	.30		1,235.89	0190	1.13		1,484.00	0010	.09
	1,406.00	0010	.34		1,236.00	0010	.27		1,484.44	0010	.59
	1,419.33	0010	5.96		1,250.00	0010	.07		1,494.78	0010	.18
	1,421.27	0010	.26		1,250.00	0250	.02		1,495.74	0010	.28
	1,425.00	0010	.72		1,250.00	1130	.16		1,498.00	0010	.29
	1,450.00	8215	1.47		1,250.00	1345	.01		1,500.00	0010	2.88
	1,452.99	0010	.44		1,263.90	6207	.46		1,500.00	1130	.13
	1,475.00	7070	.48		1,272.00	7005	.11		1,500.00	1330	.88
	1,484.00	0010	.92		1,272.00	7010	.11		1,500.00	1345	.50
	1,488.00	0010	1.35		1,285.89	0010	.12		1,500.00	1360	.57
	1,494.78	0010	1.33		1,300.00	0010	.78		1,500.00	1380	.17
	1,500.00	0010	2.44		1,300.00	0250	.46		1,500.00	1470	.29
	1,500.00	1330	.67		1,300.00	1470	.24		1,500.00	1500	.83
	1,500.00	1360	.64		1,300.00	6960	.07		1,500.00	6960	.15
	1,500.00	1490	1.35		1,300.00	7060	.22		1,500.00	6997	1.01
	1,500.00	6997	3.47		1,316.10	0010	.27		1,500.00	7005	.18
	1,500.00	7070	.31		1,319.00	1130	.79		1,500.00	7010	.18
	1,500.00	7590	6.38		1,321.35	6207	.37		1,500.00	7117	.21
	1,514.73	0965	.26		1,321.35	6470	.48		1,500.00	7590	7.29
	1,532.75	0010	.29		1,322.00	0010	.38		1,500.00	8215	.28
	1,550.00	0250	.34		1,325.00	0960	c/		1,516.53	0010	.25
	1,550.00	1370	.45		1,325.00	1130	.02		1,522.43	6207	.09
	1,550.00	1470	.33		1,335.89	0010	.19		1,526.26	0010	.03
	1,555.00	0010	.21		1,343.88	0010	.54		1,533.00	0010	.15
	1,566.11	0010	1.47		1,350.00	0010	.49		1,537.60	0965	.09
	1,600.00	0010	.56		1,350.00	1340	.45		1,540.81	1360	.19
	1,622.50	1345	.24		1,350.00	1345	.06		1,544.00	1360	.11
	1,650.00	0010	2.59		1,350.00	6970	.26		1,544.86	7050	.15
	1,650.00	7590	9.10		1,350.00	6997	1.28		1,545.00	1360	.13
	1,700.00	0010	.92		1,350.00	7070	.37		1,550.00	0010	.37
	1,700.00	0250	.40		1,350.00	7108	.12		1,550.00	1130	.04
	1,700.00	6997	1.25		1,352.25	1240	.64		1,550.00	1240	.13
	1,729.00	0250	.52		1,356.22	6207	.58		1,550.00	1260	.02
	1,800.00	0010	.05		1,359.00	0010	.05		1,550.00	1470	.06
	1,800.00	1285	.19		1,359.48	0010	1.14		1,550.00	6997	.47
	1,800.00	6960	2.13		1,359.60	0010	.06		1,551.15	6207	3.97
	1,829.00	0010	1.64		1,360.00	0010	.32		1,568.00	1330	.15
	1,950.00	1360	.70		1,369.15	0010	.22		1,570.17	0010	.10
					1,375.00	1360	.01		1,575.00	0010	.05
					1,394.00	0010	.43		1,579.46	0010	.35
					1,400.00	0010	3.27		1,586.00	0250	.24
					1,400.00	0250	.13		1,600.00	0010	1.43
					1,400.00	1110	.07		1,600.00	1240	.01
					1,400.00	1130	.53		1,600.00	1345	.23
					1,400.00	1345	.35		1,600.00	1360	.10
					1,400.00	1360	.19		1,600.00	1470	.01
					1,400.00	1370	.02		1,600.00	6207	.55
					1,400.00	1380	.13		1,600.00	6997	2.22
					1,400.00	1450	.18		1,603.00	0010	.22
					1,400.00	7114	.22		1,603.00	1360	.13
WTD. AVG. BASE	1,371.87										
CABERNET SAUVIGNON	400.00	0010	.08								
	800.00	1345	c/								
	900.00	0010	.03								
	900.00	0950	.30								
	900.00	2155	.27								
	900.00	6620	.21								
	926.92	0010	.22								

(Continued)

Table 8.

**BASE PRICE PAID TO GROWERS FOR GRAPES CRUSHED, DELIVERED TO CALIFORNIA PROCESSORS,
FROM THE 1989 CROP, WITH BRIX FACTORS AND PERCENT OF PURCHASED TONNAGE, BY TYPE,
VARIETY, REPORTING DISTRICT WHERE GROWN, AND WEIGHTED AVERAGE BASE PRICE (Cont'd)**

Variety	Base Price	Brix Factors	Percent	Variety	Base Price	Brix Factors	Percent	Variety	Base Price	Brix Factors	Percent
	Dollars Per Ton	Code a/	b/		Dollars Per Ton	Code a/	b/		Dollars Per Ton	Code a/	b/
DISTRICT 4 (Cont'd)				GAMAY (NAPA)	500.00	4079	.49	MERLOT	1,368.68	0010	.84
				(Cont'd)	500.00	5105	3.51	(Cont'd)	1,372.84	1285	1.09
CABERNET	1,604.66	0010	1.23		550.00	4079	2.93		1,377.00	0250	.21
SAUVIGNON	1,605.50	1360	.41		550.00	5105	17.07		1,377.36	0010	.29
(Cont'd)	1,607.00	0010	.15		550.00	7175	6.56		1,383.02	0010	.68
	1,610.00	1470	.12		575.00	0010	30.99		1,400.00	0010	4.54
	1,620.00	1130	.55		600.00	0010	1.19		1,400.00	1330	.87
	1,622.50	1470	.10		600.00	0760	.87		1,400.00	1360	.20
	1,650.00	0010	1.17		600.00	0980	4.18		1,400.00	1380	.12
	1,650.00	1360	.04		600.00	4079	3.18		1,401.01	0010	.04
	1,650.00	1570	.08		600.00	4790	2.02		1,402.00	0250	.38
	1,650.00	6997	.46		650.00	4790	4.46		1,402.50	6207	.88
	1,650.00	7070	.05	WTD. AVG. BASE	552.52				1,404.00	0010	.85
	1,650.00	7590	4.91						1,406.00	0010	.28
	1,650.00	7705	.42	GAMAY BEAUJOLAIS	600.00	4079	9.78		1,421.27	0010	.08
	1,675.00	0010	.06		650.00	4790	11.79		1,450.00	0010	1.42
	1,675.00	1380	.05		800.00	4079	1.20		1,450.00	1200	1.04
	1,690.00	0010	1.20		850.00	4079	17.86		1,450.00	1330	.93
	1,690.69	1240	.91		900.00	4079	33.05		1,450.18	0010	.71
	1,700.00	0010	.28		1,000.00	4079	17.80		1,450.21	0010	1.25
	1,700.00	1360	.18		1,100.00	4079	8.51		1,452.00	0010	2.72
	1,700.00	7005	.19						1,452.14	0010	12.93
	1,704.06	0010	.05	WTD. AVG. BASE	865.87				1,454.28	0010	.28
	1,729.70	0010	.92						1,462.59	0010	.32
	1,736.00	0250	.14	GRENACHE	600.00	0010	55.88		1,462.94	0010	3.10
	1,750.00	0010	.09		850.00	0010	44.12		1,477.00	0250	1.07
	1,800.00	0010	.36						1,500.00	0010	.39
	1,800.00	1285	.20	WTD. AVG. BASE	710.29				1,500.00	1150	.20
	1,800.00	1345	.38						1,500.00	1470	5.66
	1,800.00	1380	.08	MALBEC	1,250.00	0010	6.55		1,500.00	6997	.15
	1,800.00	6960	.86		1,325.00	1130	20.65		1,500.00	7590	7.23
	1,800.00	6997	.23		1,400.00	0010	16.88		1,507.00	0010	.52
	1,800.00	7070	.03		1,484.44	0010	3.27		1,527.00	0010	1.10
	1,835.00	0010	.27		1,500.00	0010	40.55		1,532.83	7070	.81
	1,850.00	1340	.09		1,600.00	0010	3.02		1,550.00	0010	3.21
	1,900.00	1360	.04		1,684.74	0965	2.02		1,550.00	0250	.19
	1,900.00	1380	.15		1,876.00	0010	7.05		1,550.00	1130	.14
	1,950.00	1360	.29						1,550.00	1370	.48
	2,000.00	1150	.29	WTD. AVG. BASE	1,463.36				1,550.00	6207	1.34
	2,000.00	1360	.04						1,553.13	0010	3.57
	2,200.00	0010	.03	NATARO	1,050.00	0230	100.00		1,575.00	0010	.16
	2,200.00	1150	.60						1,596.70	1360	.02
	2,520.00	0010	.39	WTD. AVG. BASE	1,050.00				1,600.00	0010	2.06
WTD. AVG. BASE	1,474.47								1,600.00	6997	.85
				MERLOT	1,000.00	0010	.83		1,600.00	8210	2.63
CARIGNANE	500.00	0010	36.96		1,000.00	1130	.62		1,622.50	1330	.08
	600.00	0010	60.33		1,000.00	6207	2.14		1,650.00	0010	.52
	1,050.00	0250	2.72		1,050.00	1330	.42		1,650.00	1360	.50
WTD. AVG. BASE	575.27				1,100.00	0010	.35		1,650.00	7590	.90
					1,100.00	0250	.46		1,675.00	0010	.14
CARMINE	1,000.00	0010	100.00		1,100.00	6215	.23		1,675.00	1150	.11
					1,142.30	6207	1.98		1,700.00	0010	.13
WTD. AVG. BASE	1,000.00				1,199.42	6207	1.64		1,700.00	1380	.07
					1,200.00	0010	5.34		1,777.00	0250	.78
CHARBONO	700.00	0010	9.91		1,200.00	1130	.03		1,800.00	0010	.13
	750.00	6997	50.79		1,200.00	1370	.42		1,800.00	1360	.13
	850.00	0010	10.38		1,215.73	1200	.22		1,800.00	1380	.04
	850.00	7610	23.43		1,250.00	1470	.30		1,850.00	0010	.61
	950.00	0010	5.50		1,277.00	1130	.31		1,850.00	1460	.79
WTD. AVG. BASE	789.86				1,277.00	1360	.24		1,877.00	0010	.72
					1,277.36	0010	.84		1,890.00	0010	.31
					1,277.36	0190	.71				
EARLY BURGUNDY	325.00	4079	100.00		1,278.00	0010	.02	WTD. AVG. BASE	1,433.81		
					1,300.00	0010	.84				
WTD. AVG. BASE	325.00				1,300.00	0250	.37	MEUNIER	718.61	0010	59.12
					1,300.00	1370	.33		840.00	0190	.75
GAMAY (NAPA)	300.00	0010	.31		1,302.00	1200	.08		900.00	0610	2.90
	350.00	0010	.09		1,325.00	1130	.34		928.09	0610	14.24
	450.00	1130	.14		1,340.58	0010	1.04		1,000.00	0610	17.29
	450.00	5105	2.62		1,350.00	0010	1.75		1,121.38	0010	5.69
	500.00	0010	16.39		1,350.00	1360	.95				
	500.00	0980	3.02		1,350.00	6997	.67	WTD. AVG. BASE	826.20		
					1,351.96	1240	1.45				
					1,360.00	0010	.12				

(Continued)

Table 8.

**BASE PRICE PAID TO GROWERS FOR GRAPES CRUSHED, DELIVERED TO CALIFORNIA PROCESSORS,
FROM THE 1989 CROP, WITH BRIX FACTORS AND PERCENT OF PURCHASED TONNAGE, BY TYPE,
VARIETY, REPORTING DISTRICT WHERE GROWN, AND WEIGHTED AVERAGE BASE PRICE (Cont'd)**

Variety	Base Price	Brix Factors	Percent	Variety	Base Price	Brix Factors	Percent	Variety	Base Price	Brix Factors	Percent
	Dollars Per Ton	Code a/	b/		Dollars Per Ton	Code a/	b/		Dollars Per Ton	Code a/	b/
DISTRICT 4 (Cont'd)				PINOT NOIR	1,150.00	0010	.24	ZINFANDEL	1,000.00	7810	2.05
				(Cont'd)	1,150.00	1360	.53	(Cont'd)	1,020.00	1500	.12
PETITE SIRAH	450.00	0010	2.49		1,200.00	0010	.29		1,050.00	0010	.17
	600.00	0010	.12		1,200.00	1200	.74		1,050.00	0250	.04
	600.00	7810	1.55		1,200.00	1360	.10		1,050.00	1345	.43
	650.00	0010	4.18		1,200.00	1380	.07		1,050.00	1380	.61
	650.00	4079	1.04		1,200.00	6926	.10		1,050.00	1570	.12
	650.00	7070	6.55		1,200.00	6997	.12		1,050.00	6960	1.29
	700.00	0010	4.60		1,200.00	7590	1.24		1,080.00	7070	.09
	750.00	0010	1.72		1,214.82	0010	.53		1,100.00	0010	.31
	750.00	6207	13.03		1,250.00	0010	1.12		1,100.00	1130	.05
	800.00	0010	16.54		1,250.00	1345	.78		1,148.00	0010	.88
	850.00	0010	10.84		1,250.00	1380	.02		1,600.00	1345	.04
	850.00	1150	1.42		1,262.50	0610	1.23				
	850.00	6926	12.36		1,272.00	1360	.38	WTD. AVG. BASE	885.80		
	900.00	0010	1.72		1,275.00	0010	.93				
	900.00	0310	.63		1,275.00	0610	.17	OTHER RED	450.00	0010	74.56
	912.00	0010	9.52		1,275.00	1110	.04		900.00	0010	20.55
	1,000.00	1510	11.19		1,284.00	0010	.45		1,200.00	0010	4.89
	1,050.00	1380	.49		1,300.00	0010	1.95	WTD. AVG. BASE	579.16		
WTD. AVG. BASE	807.24				1,300.00	1360	.29				
					1,337.50	0010	.47				
PETITE VERDOT	1,400.00	0010	61.70		1,339.00	0010	.86				
	1,500.00	0010	23.40		1,350.00	0010	.58				
	1,885.00	0010	14.89		1,350.00	1200	.40				
WTD. AVG. BASE	1,495.64				1,350.00	1345	.10				
					1,350.00	6997	.48				
PINOT NOIR	500.00	0010	.05		1,400.00	0010	.35				
	500.00	1360	.03		1,500.00	0010	.74				
	550.00	0010	.72		1,500.00	1360	.30				
	577.00	1130	.10		1,500.00	7590	.20				
	700.00	0010	.08		1,550.00	0010	.02				
	770.00	0010	4.33		1,550.00	1360	.55				
	800.00	0010	1.17	WTD. AVG. BASE	946.87						
	816.26	0010	22.98	SANGIOVETO	1,200.00	0010	100.00				
	825.00	0547	.45								
	829.71	0010	7.26	WTD. AVG. BASE	1,200.00						
	844.88	0010	.30								
	850.00	0010	.03	SYRAH/FRENCH	400.00	0010	38.36				
	850.00	6800	.10	SYRAH-SHIRAZ	800.00	0010	61.64				
	850.97	1070	.44								
	863.21	6207	1.19	WTD. AVG. BASE	646.58						
	870.32	0010	.79								
	877.68	0010	.65	ZINFANDEL	200.00	0010	.01				
	879.55	0010	1.13		400.00	2155	.14				
	884.18	0010	11.96		450.00	0250	.04	CHENIN BLANC	150.00	0010	1.19
	884.32	0010	3.30		600.00	0010	.01		200.00	4588	17.97
	890.61	0010	.49		650.00	0010	c/		255.00	0010	14.65
	892.65	0010	3.57		650.00	2155	1.25		300.00	2610	66.20
	895.00	0610	.50		650.02	0650	.59	WTD. AVG. BASE	273.66		
	895.14	0010	.44		700.00	0010	.78				
	900.00	0010	4.54		750.00	0010	.84	FRENCH COLOMBARD	150.00	0010	3.53
	900.00	0610	1.02		750.00	2233	9.75		250.00	1050	3.31
	900.00	1150	.16		800.00	0010	1.51		275.00	0010	33.33
	945.00	0610	5.09		800.00	1345	.87		275.00	3160	27.10
	950.00	1360	.43		800.00	2095	1.25		350.00	5000	26.45
	1,000.00	0250	.06		804.00	0010	.22		450.00	1040	6.27
	1,000.00	0505	.38		840.00	0010	.30				
	1,000.00	0610	1.04		850.00	0010	4.26	WTD. AVG. BASE	300.57		
	1,000.00	1130	.10		850.00	0250	.03				
	1,000.00	1200	.26		850.00	1130	.13	GEWURZTRAMINER	450.00	1168	100.00
	1,050.00	0610	2.71		900.00	0010	2.19				
	1,050.00	1360	.24		900.00	2095	3.38	WTD. AVG. BASE	450.00		
	1,078.00	0010	.29		900.00	2155	59.25				
	1,100.00	0610	1.04		900.00	7810	.30	SAUVIGNON BLANC	100.00	1060	.71
	1,100.00	7050	.17		925.00	7160	.20		450.00	1060	3.79
	1,121.38	0010	1.67		950.00	7108	.16		500.00	2827	78.34
	1,124.94	0010	.38		952.50	0010	1.61		550.00	4970	14.06
	1,125.00	0610	1.10		990.00	0010	1.84		600.00	1060	3.10
	1,133.37	0010	.22		1,000.00	0010	2.60				
	1,141.74	0010	.26		1,000.00	1345	.28	WTD. AVG. BASE	505.38		
	1,142.55	0010	.38		1,000.00	1360	.04				

(Continued)

Table 8.

**BASE PRICE PAID TO GROWERS FOR GRAPES CRUSHED, DELIVERED TO CALIFORNIA PROCESSORS,
FROM THE 1989 CROP, WITH BRIX FACTORS AND PERCENT OF PURCHASED TONNAGE, BY TYPE,
VARIETY, REPORTING DISTRICT WHERE GROWN, AND WEIGHTED AVERAGE BASE PRICE (Cont'd)**

Variety	Base Price	Brix Factors	Percent	Variety	Base Price	Brix Factors	Percent	Variety	Base Price	Brix Factors	Percent
	Dollars Per Ton	Code a/	b/		Dollars Per Ton	Code a/	b/		Dollars Per Ton	Code a/	b/
DISTRICT 5 (Cont'd)				ZINFANDEL	750.00	0010	6.43	GEWURZTRAMINER	700.00	1360	16.25
				(Cont'd)	900.00	0010	2.65		715.00	0010	81.13
OTHER WHITE	400.00	0010	100.00		900.00	2155	33.93		725.00	0740	2.62
WTD. AVG. BASE	400.00			WTD. AVG. BASE	762.29			WTD. AVG. BASE	712.82		
WINE GRAPES (RED)				OTHER RED	656.00	0010	100.00	GRAY RIESLING	150.00	0010	100.00
ALICANTE BOUSCHET	400.00	0010	100.00	WTD. AVG. BASE	656.00			WTD. AVG. BASE	150.00		
WTD. AVG. BASE	400.00			DISTRICT 6				PALOMINO/GOLDEN CHASSELAS	80.00	0010	100.00
CABERNET FRANC	450.00	1360	100.00					WTD. AVG. BASE	80.00		
WTD. AVG. BASE	450.00							PINOT BLANC	700.00	0960	1.32
CABERNET SAUVIGNON	450.00	1360	.43	WINE GRAPES (WHITE)				WTD. AVG. BASE	974.50		
	500.00	0010	.48	CHARDONNAY	750.00	0010	.09	SAUVIGNON BLANC	200.00	0010	1.84
	700.00	0010	6.13		888.42	0010	4.90		575.00	0010	8.65
	800.00	0010	28.66		1,000.00	0010	.53		610.00	1110	2.34
	800.00	1240	2.97		1,000.00	0520	.08		625.00	3210	2.05
	800.00	5050	27.36		1,000.00	1360	1.11		750.00	0010	85.09
	1,000.00	6110	4.88		1,000.00	1370	.08		800.00	0010	.03
	1,000.00	6197	16.98		1,000.00	6100	2.31				
	1,000.00	6200	10.21		1,100.00	0990	.09	WTD. AVG. BASE	718.90		
	1,100.00	1360	1.91		1,100.00	1150	1.38				
WTD. AVG. BASE	860.79				1,200.00	1110	1.06	SEMILLON	300.00	1090	5.12
CARIGNANE	400.00	6400	100.00		1,200.00	1370	1.45		425.00	0010	5.94
WTD. AVG. BASE	400.00				1,250.00	1130	.25		450.00	0010	55.88
EARLY BURGUNDY	400.00	6400	72.65		1,265.00	0010	.20		500.00	0010	6.87
	700.00	1330	27.35		1,300.00	1110	.48		585.00	1110	6.98
WTD. AVG. BASE	482.05				1,350.00	1360	.57		600.00	0010	6.29
GAMAY (NAPA)	150.00	0010	1.38		1,400.00	0010	.19		680.00	1110	7.33
	450.00	0010	1.78		1,400.00	1130	.24		800.00	0010	2.21
	550.00	5105	22.91		1,400.00	1360	.37		800.00	1470	3.38
	550.00	7175	6.60		1,420.56	0010	1.67				
	585.00	0010	8.33		1,425.00	0010	46.61	WTD. AVG. BASE	499.55		
	600.00	0010	5.64		1,450.00	1370	.20				
	600.00	3160	53.35		1,466.00	0010	2.13	SYLVANER	350.00	3100	100.00
WTD. AVG. BASE	575.10				1,500.00	0010	16.79	WTD. AVG. BASE	350.00		
GAMAY BEAUJOLAIS	850.00	1110	100.00		1,500.00	1250	.16				
WTD. AVG. BASE	850.00				1,500.00	1370	.17	WHITE RIESLING	300.00	0010	19.18
PETITE SIRAH	500.00	0010	56.60		1,500.00	1590	.56		350.00	0010	26.09
	500.00	6400	27.44		1,519.78	0010	1.72		400.00	0010	9.72
	550.00	7175	10.38		1,550.00	0010	7.96		400.00	1130	5.88
	900.00	1220	5.58		1,600.00	1360	.84		500.00	0730	13.04
WTD. AVG. BASE	527.52				1,600.00	1380	1.83		500.00	0825	13.04
					1,650.00	0740	.61		585.94	0010	13.04
					1,700.00	1470	.27	WTD. AVG. BASE	418.11		
					1,800.00	1470	.19	WINE GRAPES (RED)			
					1,800.00	1590	.07	BARBERA	600.00	0010	100.00
					1,900.00	0010	.07	WTD. AVG. BASE	600.00		
					2,000.00	0010	2.33	CABERNET SAUVIGNON	500.00	0010	.97
					2,000.00	1360	.45		650.00	1550	11.37
				WTD. AVG. BASE	1,417.86				800.00	0010	10.65
PINOT NOIR	175.00	0010	6.85	CHENIN BLANC	379.41	0010	97.63		800.00	1360	3.63
	400.00	0010	27.94		425.00	1090	1.65		850.00	0010	1.98
	450.00	0980	.41		800.00	0010	.72		850.00	2285	8.03
	500.00	4978	22.55	WTD. AVG. BASE	383.20				900.00	1590	3.63
	900.00	0520	42.25	FRENCH COLOMBARD	125.00	0010	93.02		1,000.00	0010	.68
WTD. AVG. BASE	618.60				175.00	0010	2.59		1,000.00	1110	4.60
ZINFANDEL	450.00	0010	1.17		300.00	2815	.41		1,000.00	1380	.77
	450.00	0980	.62		375.00	0010	3.98		1,100.00	0010	9.92
	657.26	2155	22.49								
	700.00	0010	16.72	WTD. AVG. BASE	136.97						
	700.00	2610	16.00								

(Continued)

Table 8.

BASE PRICE PAID TO GROWERS FOR GRAPES CRUSHED, DELIVERED TO CALIFORNIA PROCESSORS, FROM THE 1989 CROP, WITH BRIX FACTORS AND PERCENT OF PURCHASED TONNAGE, BY TYPE, VARIETY, REPORTING DISTRICT WHERE GROWN, AND WEIGHTED AVERAGE BASE PRICE (Cont'd)

Variety	Base Price	Brix Factors	Percent	Variety	Base Price	Brix Factors	Percent	Variety	Base Price	Brix Factors	Percent
	Dollars Per Ton	Code a/	b/		Dollars Per Ton	Code a/	b/		Dollars Per Ton	Code a/	b/
DISTRICT 6 (Cont'd)				PINOT NOIR	1,200.00	1150	1.16	CHARDONNAY	1,413.83	0010	2.54
				(Cont'd)	1,200.00	1360	.08	(Cont'd)	1,421.20	1345	.30
CABERNET SAUVIGNON (Cont'd)	1,200.00	0010	2.90	WTD. AVG. BASE	707.67				1,450.00	1240	.19
	1,300.00	0010	19.51						1,475.00	1360	.51
	1,328.58	0010	6.92	SALVADOR	200.00	0010	100.00		1,500.00	0010	1.66
	1,328.58	1470	4.31						1,500.00	1130	.05
	1,329.00	1380	5.52	WTD. AVG. BASE	200.00				1,500.00	1240	4.90
	1,400.00	0010	2.47						1,500.00	1530	.44
	1,500.00	1360	2.13	ZINFANDEL	200.00	0010	1.41		1,517.00	1360	.04
					350.00	1345	3.72		1,550.00	0010	.56
WTD. AVG. BASE	1,057.96				400.00	0010	.20		1,550.00	1360	.29
CARIGNANE	100.00	7790	5.78		400.00	0055	2.94		1,560.00	0010	.07
	200.00	0010	12.43		400.00	1550	2.36		1,590.00	1360	1.00
	250.00	0010	8.62		425.00	0060	6.33		1,600.00	0010	11.46
	250.00	1550	10.24		450.00	0610	.84		1,600.00	1240	1.96
	300.00	1345	57.37		450.00	1130	.51		1,600.00	6170	.39
	400.00	0010	4.16		450.00	1150	.48		1,635.00	1240	.59
	500.00	0010	1.39		500.00	0010	1.03		1,639.90	0010	.37
WTD. AVG. BASE	273.51				500.00	1550	3.53		1,650.00	0010	.30
GRENACHE	100.00	4850	6.12		550.00	1150	1.24		1,650.00	0250	.23
	750.00	1590	93.88		600.00	1130	.08		1,650.00	1240	2.10
WTD. AVG. BASE	710.25				605.07	0010	29.14		1,700.00	1370	.04
GRIGNOLINO	600.00	0010	100.00		750.00	0010	.93		1,800.00	1130	.06
WTD. AVG. BASE	600.00				750.00	1360	.58		1,813.38	0010	2.27
MATARO	450.00	0010	.88		750.00	1380	.09		1,900.00	1590	.07
	550.00	1345	33.69		800.00	0010	1.46	WTD. AVG. BASE	1,287.58		
	550.00	1550	21.36		800.00	1360	3.36				
	600.00	1550	7.77		800.00	7100	.69	CHENIN BLANC	200.00	1005	2.27
	650.00	0010	4.43	WTD. AVG. BASE	637.92				300.00	4060	3.77
	700.00	0010	.93						325.00	0010	2.74
	700.00	1360	11.07						326.47	0010	4.77
	750.00	1380	.59						340.00	0960	1.28
	750.00	1590	13.26						356.02	4600	3.35
1,000.00	0010	6.02							372.50	2814	3.29
WTD. AVG. BASE	630.23								373.88	2255	4.27
MERLOT	950.00	1360	9.96						375.00	0010	.10
	1,100.00	0010	48.13						395.00	2602	3.26
	1,200.00	1380	13.69						400.00	1050	.05
	1,217.95	0010	13.42	DISTRICT 7					400.00	1185	.82
	1,250.00	0010	9.96	WINE GRAPES (WHITE)					400.00	3130	1.88
	1,400.00	0010	4.84	CHARDONNAY	850.00	0010	.73		407.25	0010	3.84
WTD. AVG. BASE	1,144.04				922.20	0010	2.60	WTD. AVG. BASE	412.13	0010	.82
MISSION	250.00	0010	100.00		922.20	6270	1.97		425.00	0010	63.47
WTD. AVG. BASE	250.00				995.28	6510	15.57	FLORA	275.00	2810	100.00
PETITE SIRAH	200.00	0010	54.13		1,000.00	1130	.02	WTD. AVG. BASE	275.00		
	400.00	0010	34.47		1,000.00	1360	.85	FRENCH COLOMBARD	250.00	0010	5.04
	500.00	0010	8.55		1,055.77	0010	1.16		258.80	0010	50.99
	600.00	1360	2.85		1,100.00	1130	3.08		275.00	2814	2.85
WTD. AVG. BASE	305.98				1,114.71	0980	.06		350.00	3130	4.70
PINOT NOIR	475.00	0010	17.98		1,118.84	2255	3.03	WTD. AVG. BASE	269.01		
	550.00	1360	.28		1,157.10	0010	3.26				
	700.00	0010	31.74		1,157.10	0190	1.61	GELURZTRAMINER	135.00	0010	1.05
	750.00	0010	1.44		1,182.00	0010	1.20		375.00	3100	4.94
	750.00	1380	3.21		1,182.00	6510	.15		400.00	0610	.74
	765.00	0010	30.86		1,190.30	8230	3.81		450.00	0960	5.60
	800.00	0010	10.79		1,200.00	0010	.03		474.41	0010	4.46
	1,000.00	0010	.28		1,200.00	1130	9.81		542.89	0010	1.26
	1,058.00	1130	1.36		1,200.00	6100	.82		550.00	0840	3.13
1,125.00	0010	.80			1,208.00	0010	.34		550.00	0980	9.02
					1,257.36	4700	1.92		550.00	1110	.14
					1,300.00	1360	.14		550.00	0010	1.55
					1,300.00	1490	.14		600.00	0010	11.55
					1,320.00	1670	6.75		600.00	0840	11.55
					1,350.00	0010	5.61		600.00	2826	5.55
					1,365.39	1360	.38		625.00	0010	33.96
					1,383.69	1205	2.16		625.00	0840	13.23
					1,400.00	1570	.20				

(Continued)

Table 8.

BASE PRICE PAID TO GROWERS FOR GRAPES CRUSHED, DELIVERED TO CALIFORNIA PROCESSORS,
FROM THE 1989 CROP, WITH BRIX FACTORS AND PERCENT OF PURCHASED TONNAGE, BY TYPE,
VARIETY, REPORTING DISTRICT WHERE GROWN, AND WEIGHTED AVERAGE BASE PRICE (Cont'd)

Variety	Base Price	Brix Factors	Percent	Variety	Base Price	Brix Factors	Percent	Variety	Base Price	Brix Factors	Percent
	Dollars Per Ton	Code a/	b/		Dollars Per Ton	Code a/	b/		Dollars Per Ton	Code a/	b/
DISTRICT 7 (Cont'd)				SYLVANER	325.00	0740	7.35	CABERNET	1,300.00	0010	7.90
					350.00	3100	65.23	SAUVIGNON	1,300.00	0250	.74
GEURZTRAMINER	625.00	2826	3.38		375.00	3100	27.42	(Cont'd)	1,300.00	7105	3.44
(Cont'd)	700.00	0010	.42	WTD. AVG. BASE	355.02				1,400.00	0010	.23
WTD. AVG. BASE	574.69			WHITE RIESLING	250.00	0830	1.18		1,400.00	1360	.33
					348.63	3165	2.44		1,500.00	0010	1.07
GRAY RIESLING	5.25 d/	1850	68.87		350.00	0010	5.64	WTD. AVG. BASE	891.42		
	300.00	0960	31.13		369.86	0010	9.81				
WTD. AVG. BASE	300.00 e/				369.86	0980	.02	CARIGNANE	300.00	1360	100.00
					400.00	0940	1.12				
MUSCAT BLANC/ MUSCAT CANELLI	369.86	0010	61.34		425.00	0940	.15	WTD. AVG. BASE	300.00		
	500.00	0010	1.04		450.00	3130	5.00	EARLY BURGUNDY	200.00	0010	23.46
	560.00	3135	27.05		457.45	0010	2.13		300.00	0010	66.45
	640.00	0010	2.88		458.33	0010	.04		300.00	4890	9.38
	650.00	1590	1.86		459.44	0010	5.99		400.00	1240	.72
	685.00	0640	.03		460.03	0010	2.47				
	685.00	1590	5.80		468.66	0010	7.19	WTD. AVG. BASE	277.26		
WTD. AVG. BASE	454.01				500.00	0010	17.41				
					500.00	0830	1.05	GAMAY (NAPA)	300.00	1090	7.37
MUSCAT ORANGE	800.00	0010	100.00		500.00	0950	.30		325.00	0010	6.84
WTD. AVG. BASE	800.00				500.00	1220	.02		400.00	2275	12.37
					525.00	0980	11.86		400.00	4550	9.78
PINOT BLANC	500.00	4550	3.84		550.00	0010	.62		550.00	1090	6.58
	526.10	0010	14.24		550.00	0830	1.74		575.00	2242	25.98
	526.10	0980	.07		550.00	2814	5.62		575.00	2250	31.08
	550.00	0010	11.20		600.00	1110	.03	WTD. AVG. BASE	497.23		
	600.00	4060	5.74		600.00	8300	.33				
	650.00	0010	10.59		622.50	0815	.01	GAMAY BEAUJOLAIS	350.00	2235	11.22
	660.25	0010	.57		650.00	1590	.13		496.03	0010	13.30
	660.25	0190	6.09		650.00	4580	4.72		500.00	0010	23.41
	667.99	0010	2.90		700.00	0010	.09		660.37	0010	41.77
	700.00	4100	7.03		735.00	0320	.04		666.00	0010	10.30
	725.00	0010	15.44	WTD. AVG. BASE	800.00	0010	.12				
	750.00	0010	.44		800.00	0010	.12	WTD. AVG. BASE	566.72		
	750.00	0610	3.03	WINE GRAPES (RED)				GRENACHE	575.00	0010	100.00
	750.00	1360	.25	CABERNET FRANC	800.00	1360	.60	WTD. AVG. BASE	575.00		
	775.00	0010	16.54		822.65	0010	73.61	MALBEC	800.00	1360	100.00
	800.00	4050	2.04		1,000.00	0010	24.52	WTD. AVG. BASE	800.00		
WTD. AVG. BASE	656.19				1,200.00	1130	1.26				
								MERLOT	750.00	0790	.16
SAUVIGNON BLANC	419.58	0010	13.58	WTD. AVG. BASE	870.76				800.00	1360	.10
	419.58	0980	.11						1,000.00	7100	.49
	550.00	1060	.55	CABERNET	325.00	0010	.10		1,050.00	1090	4.65
	603.93	7915	21.49	SAUVIGNON	529.81	0010	8.90		1,075.00	0010	91.86
	650.00	1110	1.20		552.10	6510	20.98		1,300.00	1130	1.34
	675.00	1110	2.56		600.00	0010	.09		1,400.00	0010	1.40
	700.00	0250	.59		630.02	0010	2.84	WTD. AVG. BASE	1,080.20		
	700.00	6170	4.70		662.52	0980	.09				
	750.00	1110	2.24		750.00	0010	2.97	PETITE SIRAH	200.00	1090	18.02
	800.00	0010	5.87		800.00	0010	3.56		300.00	1150	.03
	807.50	4850	30.08		875.00	6190	1.78		399.35	0010	1.28
	807.50	4975	16.71		875.00	6450	2.09		400.00	7090	8.32
	950.00	0790	.07		900.00	0010	2.62		450.00	0010	36.66
	1,000.00	1103	.25		920.47	1360	11.82		550.00	1090	4.31
WTD. AVG. BASE	697.13				1,000.00	1360	3.20		600.00	0010	13.54
					1,000.00	2285	1.41		600.00	1090	17.13
SAUVIGNON MOSQUE	419.58	0010	100.00		1,000.00	6100	.78		650.00	1360	.72
WTD. AVG. BASE	419.58				1,000.00	6170	1.69	WTD. AVG. BASE	451.85		
					1,025.00	1240	.32				
SEMILLON	268.40	0010	69.71		1,050.00	0010	.36	PFEFFER CABERNE	475.00	1360	38.46
	268.40	0980	.23		1,050.00	6160	2.91		550.00	1130	4.40
	300.00	1060	6.45		1,075.00	0010	10.82		1,200.00	1130	57.14
	395.00	3135	23.35		1,199.57	6100	.26	WTD. AVG. BASE	892.58		
	600.00	0010	.26		1,200.00	1490	.46				
WTD. AVG. BASE	300.85				1,200.00	6255	1.34				
					1,250.00	1490	.75				
					1,250.00	7830	4.06				

(Continued)

Table 8.

**BASE PRICE PAID TO GROWERS FOR GRAPES CRUSHED, DELIVERED TO CALIFORNIA PROCESSORS,
FROM THE 1989 CROP, WITH BRIX FACTORS AND PERCENT OF PURCHASED TONNAGE, BY TYPE,
VARIETY, REPORTING DISTRICT WHERE GROWN, AND WEIGHTED AVERAGE BASE PRICE (Cont'd)**

Variety	Base Price	Brix Factors	Percent	Variety	Base Price	Brix Factors	Percent	Variety	Base Price	Brix Factors	Percent	
	Dollars Per Ton	Code a/	b/		Dollars Per Ton	Code a/	b/		Dollars Per Ton	Code a/	b/	
DISTRICT 7 (Cont'd)				DISTRICT 8				CHARDONNAY (Cont'd)				
PINOT NOIR	422.39	0010	5.81	WINE GRAPES (WHITE)					1,560.00	1220	.37	
	450.00	0010	1.20	CHARDONNAY	750.00	0210	1.12		1,580.00	5050	1.18	
	496.00	0610	2.04		825.00	0010	.09		1,585.00	0010	.53	
	496.03	0010	9.90		900.00	1110	4.06		1,585.00	1240	2.22	
	550.00	0010	6.75		900.00	1360	.13		1,600.00	0010	8.19	
	550.00	5050	10.99		900.00	1380	.03		1,600.00	1130	.13	
	569.56	0010	4.79		900.00	6190	.57		1,600.00	1150	.04	
	600.00	0010	2.07		920.00	5070	.85		1,600.00	1240	3.47	
	600.00	0610	6.62		1,000.00	0010	5.10		1,600.00	1330	.09	
	600.00	7690	5.63		1,020.00	1110	.01		1,600.00	1360	.09	
	607.52	0010	.59		1,068.23	0010	1.00		1,600.00	1380	.03	
	621.88	0010	2.58		1,083.57	0010	.79		1,600.00	7183	.86	
	625.00	0610	2.73		1,100.00	1360	.05		1,612.48	0010	.53	
	630.00	0610	.84		1,100.00	4975	.31		1,620.00	1240	.14	
	650.00	0010	.91		1,124.23	1110	.36		1,620.00	6255	.66	
	650.00	1360	.15		1,131.00	0010	.63		1,625.00	0010	.16	
	666.00	0010	.58		1,131.84	0190	1.00		1,625.00	0010	2.40	
	690.00	0010	29.02		1,170.00	7183	.37		1,650.00	1130	.17	
	750.00	0550	.07		1,179.53	1130	.97		1,650.00	1150	.11	
	750.00	1590	.06		1,181.56	1130	.18		1,650.00	1240	.41	
	756.00	0010	1.33		1,188.55	2255	1.36		1,650.00	1380	.22	
	800.00	0010	2.77		1,200.00	0010	4.20		1,650.00	6190	2.19	
	800.00	7690	1.92		1,200.00	0250	.43		1,675.00	0010	.07	
	850.00	1110	.06		1,200.00	1130	12.28		1,683.70	1150	.03	
	850.00	1360	.25		1,224.02	4975	.57		1,750.00	0010	.83	
	1,000.00	0010	.09		1,224.85	0010	5.77		1,750.00	1110	.25	
	1,000.00	1240	.25		1,291.96	0010	.37		1,850.00	0010	1.29	
					1,292.00	1220	.03		1,875.00	1380	.23	
					1,300.00	0010	.21		1,896.25	0010	.29	
					1,306.00	1150	4.14		2,000.00	1307	.14	
					1,324.25	1345	1.34		2,000.00	1380	.23	
					1,350.00	1130	.18					
					1,350.00	1360	.30		WTD. AVG. BASE	1,350.28		
					1,350.00	1380	.09		CHENIN BLANC	200.00	0830	1.99
					1,400.00	0010	1.25			250.00	0470	.23
					1,400.00	1130	1.31			259.00	0960	11.70
					1,400.00	1150	.06			275.00	0010	4.89
					1,400.00	1200	.80			300.00	0960	4.52
					1,400.00	4975	.18			313.00	0960	1.57
					1,400.00	7100	.14			321.26	2255	4.62
					1,404.00	0010	.84			325.00	1050	.36
					1,425.00	0010	.06			350.00	0010	.82
					1,450.00	0010	.02			353.96	3220	20.18
					1,450.00	1110	.07			380.00	2655	3.11
					1,466.12	1360	.13			380.00	2660	.75
					1,500.00	0010	.48			385.33	4050	.77
					1,500.00	1110	2.38			400.00	0010	.06
					1,500.00	1130	.60			400.00	0830	4.46
					1,500.00	1150	.12			400.00	1370	.03
					1,500.00	1220	.10			425.00	0010	.06
					1,500.00	1240	.19			425.00	1330	.32
					1,500.00	1360	2.16			450.00	0010	4.15
					1,500.00	1370	.12			475.00	0940	.19
					1,500.00	1380	.01			500.00	0010	5.76
					1,500.00	1450	4.68			500.00	6130	23.96
					1,500.00	6255	1.41			525.00	0010	.39
					1,507.03	0010	.16			550.00	0010	1.70
					1,512.09	1130	.38			550.00	1110	.89
					1,550.00	0010	.15			550.00	4050	2.16
					1,550.00	1130	.37			600.00	0010	.36
					1,560.00	0010	1.51					
					1,560.00	1130	.21		WTD. AVG. BASE	393.08		
					1,560.00	1150	.24		FRENCH COLOMBARD	200.00	0010	100.00
									WTD. AVG. BASE	200.00		

(Continued)

Table 8.

BASE PRICE PAID TO GROWERS FOR GRAPES CRUSHED, DELIVERED TO CALIFORNIA PROCESSORS,
FROM THE 1989 CROP, WITH BRIX FACTORS AND PERCENT OF PURCHASED TONNAGE, BY TYPE,
VARIETY, REPORTING DISTRICT WHERE GROWN, AND WEIGHTED AVERAGE BASE PRICE (Cont'd)

Variety	Base Price	Brix Factors	Percent	Variety	Base Price	Brix Factors	Percent	Variety	Base Price	Brix Factors	Percent				
	Dollars Per Ton	Code a/	b/		Dollars Per Ton	Code a/	b/		Dollars Per Ton	Code a/	b/				
DISTRICT 8 (Cont'd)				SAUVIGNON BLANC (Cont'd)				CABERNET FRANC (Cont'd)							
GEURZTRAMINER	442.00	0010	15.06		700.00	0940	1.09		1,000.00	0010	.31				
	480.45	0940	1.17		700.00	1130	.12		1,050.00	1345	5.40				
	500.00	1110	.27		700.00	1150	.23		1,100.00	0010	4.59				
	600.00	0010	4.38		700.00	4070	5.37		1,200.00	0010	8.77				
	600.00	0840	79.12		725.00	0010	2.30		1,200.00	1150	.61				
WTD. AVG. BASE	574.53				750.00	0010	1.30		1,250.00	1130	5.30				
GRAY RIESLING	305.00	0010	100.00		750.00	1060	4.12		WTD. AVG. BASE	945.21					
WTD. AVG. BASE	305.00				750.00	1150	.05		CABERNET SAUVIGNON	400.00	0010	.01			
GREEN HUNGARIAN	400.00	2380	100.00		750.00	1220	1.00			425.00	0010	3.18			
WTD. AVG. BASE	400.00				810.00	0010	1.64			450.00	0010	4.30			
MUSCAT BLANC/ MUSCAT CANELLI	399.98	0010	3.82		850.00	1110	.09			450.00	1110	.19			
	460.00	0010	2.23		1,304.66	1750	.05			500.00	0010	2.31			
	550.00	0010	2.40		WTD. AVG. BASE	612.01				600.00	1360	2.20			
	550.00	0850	16.53		SEMILLON	250.00	0010	70.14		675.00	6190	1.48			
	577.10	0840	2.37			400.00	0010	.84		683.74	1345	.48			
	600.00	7290	2.26			442.17	4975	7.54		690.00	6170	2.20			
	650.00	1380	3.96			452.71	1110	1.96		701.30	1130	4.01			
	660.00	3135	52.56			467.15	1110	1.10		757.00	0010	.75			
	700.00	0010	9.02			500.00	1200	3.23		763.00	0010	1.54			
	800.00	0010	.35			550.00	0010	.82		800.00	0010	.01			
	800.00	1110	1.52			600.00	0010	1.57		800.00	1240	4.82			
	850.00	0010	2.97			600.00	2398	1.70		800.00	1380	.03			
WTD. AVG. BASE	632.94					650.00	0010	.34		850.00	0010	.26			
PINOT BLANC	726.85	0710	1.78			650.00	1110	5.67		850.00	1130	.28			
	850.00	0010	26.93			652.33	6445	5.07		850.00	1150	.06			
	900.00	0610	11.90			WTD. AVG. BASE	338.57			850.00	1240	2.71			
	955.03	1100	1.67			SYLVANER	275.00	4860	100.00		875.00	0010	2.20		
	1,100.00	0010	48.20				275.00			875.00	6150	19.51			
	1,200.00	1240	9.53				WTD. AVG. BASE	275.00		889.00	1200	2.94			
WTD. AVG. BASE	1,009.37									900.00	0010	.54			
SAUVIGNON BLANC	100.00	1090	.96							900.00	1150	.28			
	150.00	1110	.16							907.79	0010	8.83			
	400.00	0010	.06							911.07	0010	3.62			
	401.38	0010	3.58							950.00	0010	1.08			
	470.10	1130	7.20							950.00	1500	.25			
	486.04	4975	1.74							1,000.00	0010	1.42			
	500.00	0010	.13							1,000.00	1130	1.01			
	500.00	1110	4.35							1,000.00	1240	18.74			
	536.00	1200	.21							1,000.00	1360	.45			
	550.00	0010	2.82							1,046.94	1360	.25			
	550.00	1110	.10							1,050.00	0010	2.40			
	550.00	1130	.15							1,050.00	1130	.92			
	576.00	0010	.38							1,050.00	1240	1.98			
	600.00	0010	3.28							1,050.00	1380	.28			
	600.00	1110	.43							1,150.00	1130	.12			
	600.00	1130	.21							1,200.00	0010	.44			
	600.00	1360	.20							1,200.00	1130	.25			
	600.00	4070	5.86							1,225.00	0010	.50			
	606.47	0010	7.84							1,250.00	0010	.51			
	625.00	1060	.51							1,261.92	0010	.68			
	625.00	2400	2.60							WTD. AVG. BASE	856.79				
	625.00	4070	13.87							GAMAY (NAPA)	214.00	0010	.29		
	638.20	1060	10.44								447.82	0010	20.38		
	650.00	0010	2.05								461.16	0010	14.80		
	650.00	1110	2.00								475.00	2250	23.32		
	650.00	1130	.78								500.00	0960	2.71		
	650.00	2400	1.09								500.00	3110	28.60		
	650.00	4890	1.69								550.00	0010	9.90		
	652.33	6445	1.58								WTD. AVG. BASE	481.90			
	657.41	1130	.20								GAMAY BEAUJOLAIS	475.00	0920	6.19	
	673.85	0010	2.78									500.00	0940	3.23	
	700.00	0010	3.40									650.00	4975	85.62	
												726.85	1110	4.96	
												WTD. AVG. BASE	638.12		
												MERLOT	750.00	0010	3.59
													800.00	0010	.44
													850.00	1130	.62

(Continued)

Table 8.

**BASE PRICE PAID TO GROWERS FOR GRAPES CRUSHED, DELIVERED TO CALIFORNIA PROCESSORS,
FROM THE 1989 CROP, WITH BRIX FACTORS AND PERCENT OF PURCHASED TONNAGE, BY TYPE,
VARIETY, REPORTING DISTRICT WHERE GROWN, AND WEIGHTED AVERAGE BASE PRICE (Cont'd)**

Variety	Base Price	Brix Factors	Percent	Variety	Base Price	Brix Factors	Percent	Variety	Base Price	Brix Factors	Percent
	Dollars Per Ton	Code a/	b/		Dollars Per Ton	Code a/	b/		Dollars Per Ton	Code a/	b/
DISTRICT 8 (Cont'd)				PINOT NOIR (Cont'd)				ZINFANDEL (Cont'd)			
MERLOT (Cont'd)	850.00	1150	.35		974.86	1110	.34		838.89	2155	2.36
	875.00	7105	13.48		1,000.00	0010	6.04		850.00	0940	.16
	900.00	0010	3.15		1,000.00	0610	3.56		878.00	0010	1.46
	900.00	1090	7.58		1,000.00	1130	1.66		887.87	0010	.31
	900.00	1150	2.03		1,000.00	1140	.88		900.00	0010	.13
	900.00	1360	1.75		1,000.00	1380	.64		900.00	1110	.11
	950.00	0010	14.52		1,000.00	1640	.06		900.00	1360	.26
	975.00	1360	.22		1,000.00	7595	2.95		900.00	1500	.03
	1,000.00	0010	.09		1,028.00	0010	1.01		900.00	7183	1.03
	1,000.55	1345	2.58		1,050.00	0010	.69		915.00	0010	.16
	1,100.00	0010	3.22		1,050.00	1240	.84		WTD. AVG. BASE 651.19		
	1,100.00	1490	3.54		1,060.00	0010	.78		<hr/>		
	1,125.00	0010	.54		1,075.00	1360	.96		DISTRICT 9		
	1,125.00	1090	26.09		1,100.00	0010	.84		<hr/>		
	1,150.00	1130	.30		1,100.00	1130	.28		TABLE GRAPES		
	1,200.00	0010	2.23		1,100.00	5105	.90		CONCORD 275.00 0060 100.00		
	1,200.00	1130	2.70		1,115.80	0010	.65		WTD. AVG. BASE 275.00		
	1,200.00	1150	1.24		1,115.80	1360	3.82		<hr/>		
	1,200.00	1240	5.75		1,200.00	0010	.92		WINE GRAPES (WHITE)		
	1,200.00	1380	.74		1,250.00	5105	1.20		CHARDONNAY 500.00 0010 6.58		
	1,500.00	1130	2.07		1,260.00	0010	2.05		500.00 4890 2.38		
	1,515.00	0010	1.17		1,260.00	1130	2.54		550.00 0010 1.16		
WTD. AVG. BASE	1,032.22				1,260.00	1150	.16		700.00 1110 22.73		
					1,260.00	1500	.13		800.00 0010 2.73		
NEBBIOLO	750.00	0010	17.94		1,285.00	0010	2.51		1,000.00 0010 3.71		
	750.00	1380	62.78		1,350.00	0010	.40		1,117.47 0010 31.47		
	800.00	0010	19.28		1,500.00	0010	.49		1,250.00 0010 29.12		
WTD. AVG. BASE	759.64				1,500.00	1150	.34		1,500.00 0590 .05		
					1,540.00	1110	.04		1,500.00 1360 .08		
					WTD. AVG. BASE 911.31				WTD. AVG. BASE 986.72		
					SYRAH/FRENCH SYRAH-SHIRAZ				CHENIN BLANC		
					110.00	0010	37.00		150.00 0010 17.97		
					850.00	7120	6.47		175.00 0010 24.74		
					1,003.00	1380	17.71		250.00 0010 48.58		
					1,003.46	0010	22.02		315.95 0010 7.41		
					1,003.46	1500	16.80		417.46 0010 1.30		
					WTD. AVG. BASE 662.84				WTD. AVG. BASE 220.54		
					ZINFANDEL				FRENCH COLOMBARD		
					150.00	0555	.06		5.00 d/ 1850 76.24		
					300.00	7810	.42		145.00 4560 7.27		
					450.00	0470	.11		150.00 0010 13.71		
					450.00	0540	1.26		200.00 0010 2.79		
					475.00	0060	2.03		WTD. AVG. BASE 154.33 e/		
					475.00	0940	7.59		SAUVIGNON BLANC		
					500.00	0010	.03		361.04 0010 5.02		
					500.00	0940	.76		375.00 0010 3.87		
					575.00	0010	5.72		400.00 0010 16.88		
					575.00	0060	12.37		425.00 2400 29.71		
					575.00	2137	6.41		450.00 1060 16.70		
					600.00	0010	8.66		500.00 0010 1.95		
					600.00	0470	.16		610.17 0010 12.37		
					600.00	1130	.09		650.00 0010 13.29		
					625.00	0960	.17		850.00 1360 .22		
					630.66	0010	2.66		WTD. AVG. BASE 475.03		
					650.00	1360	.04		WHITE RIESLING		
					650.00	1380	.23		645.00 0810 100.00		
					657.27	2155	11.23		WTD. AVG. BASE 645.00		
					660.00	0010	.03				
					667.41	0760	9.00				
					684.00	0010	2.09				
					700.00	0470	.44				
					700.00	0500	.98				
					700.00	0540	.20				
					700.00	2165	.35				
					705.00	0010	1.16				
					725.00	7790	.58				
					769.00	0010	.05				
					800.00	0010	.11				
					800.00	0940	.41				
					800.00	1360	.34				
					800.00	2105	16.06				
					800.00	2155	1.45				
					804.05	0860	.73				

(Continued)

Table 8.

**BASE PRICE PAID TO GROWERS FOR GRAPES CRUSHED, DELIVERED TO CALIFORNIA PROCESSORS,
FROM THE 1989 CROP, WITH BRIX FACTORS AND PERCENT OF PURCHASED TONNAGE, BY TYPE,
VARIETY, REPORTING DISTRICT WHERE GROWN, AND WEIGHTED AVERAGE BASE PRICE (Cont'd)**

Variety	Base Price	Brix Factors	Percent	Variety	Base Price	Brix Factors	Percent	Variety	Base Price	Brix Factors	Percent
	Dollars Per Ton	Code a/	b/		Dollars Per Ton	Code a/	b/		Dollars Per Ton	Code a/	b/
DISTRICT 9 (Cont'd)				DISTRICT 10				SAUVIGNON BLANC (Cont'd)			
WINE GRAPES (RED)				RAISIN GRAPES							
CABERNET SAUVIGNON	400.00	0970	.67	MUSCATS	400.00	0010	14.08		450.00	0010	20.32
	450.00	0010	20.02		500.00	0010	85.92		450.00	1360	.52
	468.06	0010	5.78						450.00	4050	3.65
	500.00	0010	7.48	WTD. AVG. BASE	485.92				475.00	0980	2.34
	600.00	0010	5.69						475.00	1110	4.87
	650.00	0010	1.34						500.00	0010	10.17
	650.00	1060	24.83						500.00	1110	4.68
	700.00	0010	3.26						500.00	1360	.51
	861.76	0010	11.67	WINE GRAPES (WHITE)					500.00	4050	16.32
	900.00	1590	6.81	CHARDONNAY	550.00	1090	.07		527.70	1110	6.08
	1,000.00	0010	12.44		750.00	0010	.31		538.08	0010	2.99
WTD. AVG. BASE	670.63				800.00	0010	3.57		594.20	0010	1.35
CARIGNANE	160.00	0010	100.00		800.00	1220	5.30	WTD. AVG. BASE	485.69		
WTD. AVG. BASE	160.00				820.00	0010	5.66	SAUVIGNON VERT	135.00	0650	100.00
GRENACHE	130.00	0010	20.70		850.00	0980	3.16	WTD. AVG. BASE	135.00		
	200.00	0740	72.50		850.00	1110	1.00	SEMILLON	300.00	0010	3.69
	200.00	2608	6.81		883.31	1345	.50		350.00	2400	14.02
WTD. AVG. BASE	185.51				900.00	1130	1.64		470.00	0010	75.65
MATARO	600.00	0010	100.00		900.00	1345	1.05		475.00	1175	3.69
WTD. AVG. BASE	600.00				937.18	1240	43.95		550.00	1130	2.95
MERLOT	750.00	0010	3.61		950.00	0010	10.54				
	1,000.00	1150	96.39		1,000.00	0010	4.38	WTD. AVG. BASE	449.45		
WTD. AVG. BASE	990.96				1,000.00	1130	2.57	WHITE RIESLING	650.00	1060	56.34
PETITE SIRAH	500.00	0010	100.00		1,100.00	0010	4.73		1,400.00	1760	43.66
WTD. AVG. BASE	500.00				1,100.00	0010	4.73				
PINOT NOIR	600.00	0010	8.51		1,100.00	0150	6.09				
	765.00	1360	21.28		1,250.00	1060	.48				
	850.00	0590	48.94		1,300.00	1200	5.02	WTD. AVG. BASE	955.65		
	1,000.00	1360	21.28					WTD. AVG. BASE	977.46		
WTD. AVG. BASE	842.55			CHENIN BLANC	250.00	0010	.51				
ZINFANDEL	250.00	0940	7.26		300.00	0010	64.02	OTHER WHITE	375.00	0740	100.00
	370.00	0010	1.41		360.00	0010	20.53	WTD. AVG. BASE	375.00		
	400.00	0010	1.55		400.00	0010	10.87				
	410.00	0010	2.64		450.00	0940	2.54				
	450.00	0660	7.79		450.00	1026	1.52				
	600.00	0010	4.95								
	650.00	1510	.45								
	700.00	0010	73.69								
	740.00	0010	.26								
WTD. AVG. BASE	625.83			WTD. AVG. BASE	329.03						
OTHER RED	450.00	0660	64.94	FRENCH COLOMBARD	145.00	0010	100.00				
	476.77	0740	35.06								
WTD. AVG. BASE	459.39			WTD. AVG. BASE	145.00						
				GEWURZTRAMINER	400.00	1345	17.74				
					517.07	0980	54.84				
					529.41	0010	27.42	WTD. AVG. BASE	576.15		
				WTD. AVG. BASE	499.68			CABERNET FRANC	772.60	1240	32.41
				MUSCAT BLANC/	428.60	1320	15.22		800.00	0980	3.45
				MUSCAT CANELLI	565.00	0010	84.78		1,050.00	0010	30.34
				WTD. AVG. BASE	544.24				1,050.00	1470	30.34
									1,250.00	0010	3.45
				MUSCAT ORANGE	555.85	0010	55.51	WTD. AVG. BASE	958.36		
					600.00	0010	39.74	CABERNET SAUVIGNON	450.00	0010	.62
					700.00	1110	4.75		487.50	0010	2.53
				WTD. AVG. BASE	580.25				500.00	0010	.15
				SAUVIGNON BLANC	350.00	0010	.42		500.00	1360	2.96
					400.00	0010	9.82		550.00	1360	.12
					400.00	1303	1.17		550.00	1570	.37
					425.00	4045	2.25		600.00	1130	.43
					437.50	0010	2.30		650.00	0010	.22
									660.00	0010	2.93
									700.00	1570	1.42

(Continued)

Table 8.

**BASE PRICE PAID TO GROWERS FOR GRAPES CRUSHED, DELIVERED TO CALIFORNIA PROCESSORS,
FROM THE 1989 CROP, WITH BRIX FACTORS AND PERCENT OF PURCHASED TONNAGE, BY TYPE,
VARIETY, REPORTING DISTRICT WHERE GROWN, AND WEIGHTED AVERAGE BASE PRICE (Cont'd)**

Variety	Base Price	Brix Factors	Percent	Variety	Base Price	Brix Factors	Percent	Variety	Base Price	Brix Factors	Percent
	Dollars Per Ton	Code a/	b/		Dollars Per Ton	Code a/	b/		Dollars Per Ton	Code a/	b/
DISTRICT 10 (Cont'd)				PETITE SIRAH	300.00	0010	.87	ZINFANDEL	800.00	1380	.17
					400.00	0010	5.77	(Cont'd)	800.00	2105	1.92
					400.00	0980	7.07		850.00	0010	1.89
CABERNET	700.00	6190	5.68		425.00	0010	3.90		850.00	1360	.37
SAUVIGNON	750.00	0980	3.12		450.00	1490	.29		850.00	1380	.21
(Cont'd)	750.00	1110	.71		480.00	1360	16.31		900.00	0555	1.29
	750.00	1360	4.17		500.00	0010	18.76		1,000.00	1370	4.19
	761.60	1580	2.65		500.00	1570	6.78		1,000.00	1380	.77
	766.44	1240	15.64		550.00	1380	2.45				
	800.00	0010	3.30		560.00	0010	27.13	WTD. AVG. BASE	638.36		
	800.00	1470	7.62		800.00	1150	10.68				
	800.00	1580	3.24	WTD. AVG. BASE	528.64			OTHER RED	300.00	0980	5.76
	800.00	6255	2.65						396.94	0740	25.31
	835.70	1490	11.54	PINOT NOIR	525.00	0980	27.13		500.00	0010	26.35
	850.00	0010	1.14		550.00	0010	24.03		600.00	0010	13.61
	900.00	0010	6.11		550.00	0010	24.03		709.35	0010	1.92
	1,050.00	0010	4.91		600.00	0010	24.81		1,000.00	0010	27.05
	1,050.00	1470	4.91		600.00	1130	24.03	WTD. AVG. BASE	615.29		
	1,200.00	1345	10.86	WTD. AVG. BASE	567.64						
WTD. AVG. BASE	835.47			RUBY CABERNET	400.00	0010	100.00				
CARIGNANE	500.00	0010	100.00	WTD. AVG. BASE	400.00						
WTD. AVG. BASE	500.00			SOUZA	650.00	0010	100.00				
CARMINE	700.00	0010	100.00	WTD. AVG. BASE	650.00						
WTD. AVG. BASE	700.00			SYRAH/FRENCH	400.00	0010	18.18				
CHARBONO	500.00	0980	32.89	SYRAH-SHIRAZ	650.00	0210	9.09				
	600.00	1490	44.74		700.00	0010	72.73	THOMPSON	80.00	0010	100.00
	700.00	0640	22.37	WTD. AVG. BASE	640.91			SEEDLESS			
WTD. AVG. BASE	589.47			TINTA CAO	650.00	0010	21.58	WTD. AVG. BASE	80.00		
GRENACHE	524.86	0010	88.83		750.00	0010	78.42	TABLE GRAPES			
	600.00	0010	11.17	WTD. AVG. BASE	728.42			RIBIER	135.00	0010	100.00
WTD. AVG. BASE	533.25			ZINFANDEL	275.00	0010	.38	WTD. AVG. BASE	135.00		
MATARO	600.00	0010	84.93		300.00	0940	.09	TOKAY	3.25	d/ 1850	.05
	700.00	0010	15.07		330.00	0010	.06		3.75	d/ 1850	.11
WTD. AVG. BASE	615.07				350.00	0055	11.98		4.75	d/ 1850	.21
MERLOT	640.00	0010	5.31		400.00	0010	.04		5.00	d/ 1850	5.07
	650.00	1130	.53		450.00	0010	.47		80.00	0010	.26
	700.00	1570	2.65		475.00	0010	.19		100.00	0710	.38
	761.60	1580	2.92		475.00	0950	.19		130.00	0010	.63
	825.00	0010	7.96		500.00	0010	.17		130.00	0050	6.15
	850.00	1150	5.84		500.00	1060	.60		130.00	0710	.13
	900.00	0010	3.18		534.59	0660	7.57		130.00	2475	22.28
	900.00	1150	5.84		550.00	0010	1.37		130.00	2770	1.19
	900.00	0010	3.18		550.00	1360	.08		135.00	0010	2.19
	900.00	0980	10.61		575.00	0555	12.23		140.00	2470	.82
	900.00	1130	3.18		583.31	0010	7.60		150.00	0010	3.62
	1,050.00	1470	48.81		590.00	0010	.44		150.00	0050	56.41
	1,200.00	1220	9.02		594.00	0010	.53		150.00	1900	.49
WTD. AVG. BASE	966.92				600.00	0010	.57				
					625.00	0010	1.02	WTD. AVG. BASE	142.74	e/	
MISSION	225.00	0010	78.98		650.00	0210	.04				
	350.00	0010	21.02		650.00	1570	.03				
WTD. AVG. BASE	251.27				650.00	7165	.44				
MUSCAT HAMBURG	500.00	0010	13.83		675.00	7165	.95				
	650.00	0010	86.17		700.00	0010	31.33	WINE GRAPES (WHITE)			
WTD. AVG. BASE	629.26				700.00	0190	.22	BURGER	3.75	d/ 1850	2.00
NEBBIOLO	525.00	0980	100.00		700.00	0980	.26		4.75	d/ 1850	4.66
WTD. AVG. BASE	525.00				700.00	1380	.60		5.00	d/ 1850	.98
					700.00	2105	2.13		80.00	0010	.19
					725.00	2240	1.55		100.00	0030	1.62
					750.00	0010	3.40		130.00	1955	.56
					760.00	0010	.32		135.00	0010	2.41
					800.00	0010	.72		150.00	1955	.33
					800.00	0190	.22		170.00	2000	61.78
					800.00	0740	1.23		175.00	1950	25.47
					800.00	1150	.17	WTD. AVG. BASE	168.74	e/	

(Continued)

Table 8.

BASE PRICE PAID TO GROWERS FOR GRAPES CRUSHED, DELIVERED TO CALIFORNIA PROCESSORS, FROM THE 1989 CROP, WITH BRIX FACTORS AND PERCENT OF PURCHASED TONNAGE, BY TYPE, VARIETY, REPORTING DISTRICT WHERE GROWN, AND WEIGHTED AVERAGE BASE PRICE (Cont'd)

Variety	Base Price	Brix Factors	Percent	Variety	Base Price	Brix Factors	Percent	Variety	Base Price	Brix Factors	Percent
	Dollars Per Ton	Code a/	b/		Dollars Per Ton	Code a/	b/		Dollars Per Ton	Code a/	b/
DISTRICT 11 (Cont'd)				PALOMINO/GOLDEN CHASSELAS	100.00	0010	28.60	CABERNET SAUVIGNON (Cont'd)	1,000.00	0010	4.75
CHARDONNAY	450.00	0010	5.82	WTD. AVG. BASE	124.99				1,000.00	0940	2.94
	500.00	0010	2.38	SAUVIGNON BLANC	200.00	0150	3.37	WTD. AVG. BASE	1,075.00	0210	.34
	500.00	0150	.78		300.00	0010	.02		1,100.00	0210	3.22
	500.00	4050	.39		350.00	3275	5.05	CARIGNANE	5.00	d/ 1850	18.22
	500.00	4890	2.07		384.25	4050	.59		142.46	0010	2.18
	550.00	0010	.84		400.00	6245	1.77		150.00	0010	.31
	590.29	0010	14.59		425.00	2400	5.68		185.00	0010	1.12
	600.00	0010	.03		425.00	4050	50.42		185.00	5077	1.40
	638.20	0010	1.28		450.00	0010	26.11		200.00	0010	2.19
	646.46	4077	16.26		450.00	0150	6.98		210.00	0010	2.98
	650.00	0980	13.82	WTD. AVG. BASE	421.20				210.00	6450	13.06
	650.00	4075	1.00						250.00	6620	4.59
	750.00	5082	8.47	SEMILLON	3.25	d/ 1850	.31		250.00	6635	52.78
	800.00	0010	.30		5.00	d/ 1850	.66		275.00	1130	.32
	800.00	5082	20.62		200.00	0010	2.30		290.00	0010	.72
	950.00	0150	.57		200.00	0150	5.96		311.00	0010	.13
	1,000.00	3190	4.62		350.00	2397	90.77	WTD. AVG. BASE	236.12	e/	
	1,200.00	0010	.86	WTD. AVG. BASE	337.48	e/		CARNELIAN	175.00	6450	100.00
	1,200.00	0190	2.28					WTD. AVG. BASE	175.00		
	1,200.00	5082	1.11	WHITE RIESLING	150.00	0010	7.53		175.00	6450	100.00
	1,500.00	1200	1.91		200.00	0010	40.73	CENTURIAN	175.00	6450	100.00
WTD. AVG. BASE	717.00				371.92	0010	51.74	WTD. AVG. BASE	175.00		
CHENIN BLANC	5.00	d/ 1850	1.57	WTD. AVG. BASE	285.19			WTD. AVG. BASE	175.00		
	150.00	0010	.32	WINE GRAPES (RED)				GAMAY (NAPA)	250.00	4550	95.26
	165.00	2470	.01	ALICANTE	100.00	0010	76.66		300.00	0010	4.74
	175.00	0070	4.66	BOUSCHET	125.00	0010	23.34	WTD. AVG. BASE	252.37		
	185.00	3270	3.86					GRENACHE	175.00	0010	42.40
	200.00	2605	2.47	WTD. AVG. BASE	105.84				250.00	0960	57.60
	204.97	2905	19.14	BARBERA	5.00	d/ 1850	8.93	WTD. AVG. BASE	218.20		
	240.00	2920	60.51		160.00	0010	6.33	MERLOT	441.85	0010	50.99
	262.00	0010	.46		200.00	0010	10.07		800.00	0010	42.57
	292.00	0010	3.89		250.00	6635	59.95		1,000.00	6240	6.45
	300.00	2920	3.10		300.00	6190	7.20	WTD. AVG. BASE	630.28		
WTD. AVG. BASE	230.70	e/			350.00	0010	7.52		250.00	6420	100.00
FRENCH COLOMBARD	5.00	d/ 1850	33.30	WTD. AVG. BASE	250.43	e/		MISSION	250.00	6420	100.00
	123.50	4542	3.71	BLACK MALVOISIE	175.00	6450	100.00	WTD. AVG. BASE	250.00		
	125.00	0010	.23					MUSCAT HAMBURG	300.00	1110	100.00
	125.00	0150	.35	WTD. AVG. BASE	175.00			WTD. AVG. BASE	300.00		
	150.00	0010	1.56	CABERNET SAUVIGNON	5.00	d/ 1850	.77		300.00		
	150.00	5077	.53		400.00	0010	.33	PETITE SIRAH	5.00	d/ 1850	10.48
	155.00	2910	.84		400.00	0210	.30		200.00	0010	2.67
	160.00	0010	.93		400.00	0010	16.99		250.00	0010	7.07
	160.00	0150	.55		500.00	3000	1.61		250.00	6635	9.54
	168.51	4560	16.31		500.00	0010	.06		300.00	0010	3.89
	170.00	4560	.50		595.00	6193	.38		309.00	5040	44.38
	175.00	3110	1.02		595.35	0010	3.94		350.00	6130	4.97
	190.00	0010	.19		595.83	6193	3.66		350.00	6170	14.88
	190.00	4550	1.72		600.00	0010	.20		436.00	0010	2.11
	190.00	4570	38.26		650.00	6175	33.22				
WTD. AVG. BASE	177.75	e/			650.00	7060	4.78				
GRAY RIESLING	100.00	0010	14.53		700.00	0250	3.54	WTD. AVG. BASE	306.48	e/	
	135.00	0010	85.47		700.00	6170	1.39	ROYALTY	100.00	0010	100.00
WTD. AVG. BASE	129.91				800.00	0010	1.76	WTD. AVG. BASE	100.00		
KALVASIA BIANCA	150.00	0010	100.00		800.00	6170	.80				
WTD. AVG. BASE	150.00				800.00	7060	3.07				
MUSCAT BLANC/ MUSCAT CANELLI	350.00	4045	100.00		900.00	0010	.55				
WTD. AVG. BASE	350.00				950.00	0210	11.39				

(Continued)

Table 8.

**BASE PRICE PAID TO GROWERS FOR GRAPES CRUSHED, DELIVERED TO CALIFORNIA PROCESSORS,
FROM THE 1989 CROP, WITH BRIX FACTORS AND PERCENT OF PURCHASED TONNAGE, BY TYPE,
VARIETY, REPORTING DISTRICT WHERE GROWN, AND WEIGHTED AVERAGE BASE PRICE (Cont'd)**

Variety	Base Price	Brix Factors	Percent	Variety	Base Price	Brix Factors	Percent	Variety	Base Price	Brix Factors	Percent
	Dollars Per Ton	Code a/	b/		Dollars Per Ton	Code a/	b/		Dollars Per Ton	Code a/	b/
DISTRICT 11 (Cont'd)				DISTRICT 12				FRENCH COLOMBARD			
RUBIRED	150.00	0010	16.87						3.75 d/	1850	.05
	245.00	5080	75.38						5.00 d/	1850	1.90
	275.00	0010	7.75						110.00	0150	.10
									110.50	4542	.32
									125.00	0150	4.43
									125.00	0730	1.03
									127.00	0010	1.11
WTD. AVG. BASE	231.30								130.00	0730	.14
RUBY CABERNET	250.00	6635	100.00	THOMPSON SEEDLESS	5.00 d/	1850	.51		135.00	0150	.22
					80.00	0010	.15		135.00	0730	.56
					125.00	0730	.66		135.00	2910	.37
					130.00	0730	14.87		140.00	0010	.23
					130.00	2775	47.70		140.00	0960	2.04
					135.00	0010	.76		140.00	2910	1.95
WTD. AVG. BASE	250.00				135.00	0730	35.35		140.00	3200	2.11
ZINFANDEL	5.00 d/	1850	1.03						145.00	4560	1.27
	175.00	0055	.49	WTD. AVG. BASE	131.71 e/				150.00	0010	.20
	200.00	0635	.36						150.00	4555	.06
	250.00	0010	.65	OTHER RAISIN	135.00	2190	100.00		155.00	0730	.86
	250.00	0940	.41						155.00	1900	2.38
	300.00	0010	.13						155.00	1915	.34
	300.00	0055	.07						155.00	2910	9.81
	300.00	2025	.11						159.87	0010	.31
	311.11	0010	.10						160.00	0010	.48
	350.00	0010	1.00						170.00	0730	.78
	350.00	0055	4.41	RIBIER	125.00	0010	100.00		170.00	2605	.28
	350.00	0610	17.30						170.00	4560	33.64
	350.00	2025	.35	WTD. AVG. BASE	125.00				175.00	2540	.76
	350.00	2095	.16						175.00	4560	1.79
	350.00	2105	1.70	TOKAY	80.00	0010	100.00		190.00	0150	1.84
	370.00	0010	1.31						190.00	1900	2.91
	400.00	0010	.16	WTD. AVG. BASE	80.00				190.00	4560	22.02
	400.00	0055	12.25						195.00	1900	1.68
	400.00	0940	4.66						200.00	0010	.78
	400.00	2095	.10						240.00	0010	.76
	425.00	2035	6.91	BURGER	190.00	0010	100.00		325.00	5090	.48
	436.00	0010	.03								
	450.00	0010	.22	WTD. AVG. BASE	190.00						
	450.00	6425	5.20								
	475.00	0010	.46	CHARDONNAY	475.00	0010	.28	WTD. AVG. BASE	169.40 e/		
	475.00	2130	.45		500.00	0150	6.17				
	500.00	0010	1.43		575.00	0010	.92	GEWURZTRAMINER	250.00	0010	32.72
	500.00	0760	.11		744.00	0010	39.26		471.74	0010	67.28
	500.00	2025	3.59		750.00	0010	4.38				
	500.00	2155	.35		800.00	5082	4.47	WTD. AVG. BASE	399.20		
	550.00	0010	.71		867.00	1360	32.72				
	600.00	2095	5.11		1,150.00	1360	9.33	GREEN HUNGARIAN	150.00	0010	100.00
	600.00	6620	1.17		1,200.00	0150	2.46				
	625.00	0010	6.02					WTD. AVG. BASE	150.00		
	650.00	0010	.01	WTD. AVG. BASE	818.74						
	700.00	2105	3.31								
	750.00	6170	.25	CHENIN BLANC	5.00 d/	1850	.23	MALVASIA BIANCA	5.00 d/	1850	1.11
	800.00	0010	.07		125.00	0610	.08		130.00	0010	44.19
	800.00	2025	3.19		135.00	2470	3.82		185.00	0150	22.23
	800.00	2095	5.71		140.00	0610	.13		225.00	0150	30.09
	800.00	2105	5.66		140.00	3200	1.12		225.00	2915	2.38
	800.00	6620	.94		150.00	0010	.75	WTD. AVG. BASE	173.56 e/		
	825.00	0010	.54		160.00	0010	1.47				
	954.06	2360	1.80		165.00	0010	.10	MUSCAT BLANC/ MUSCAT CANELLI	175.00	0010	42.01
					165.00	2470	13.12		350.00	4070	57.99
WTD. AVG. BASE	507.54 e/				165.00	2915	2.60				
					175.00	0010	.21	WTD. AVG. BASE	276.49		
OTHER RED	100.00	0010	9.42		180.00	0010	1.43				
	150.00	0010	1.71		180.00	0610	1.92	MUSCAT ORANGE	350.00	4070	100.00
	150.00	0210	42.26		180.00	1900	6.82				
	150.00	7060	4.02		190.00	0010	.66	WTD. AVG. BASE	350.00		
	204.41	0010	21.00		200.00	2243	.32				
	405.00	0010	21.59		200.00	2915	37.92	PALOMINO/GOLDEN CHASSELAS	100.00	0010	6.59
					210.00	0010	.19		135.00	0010	90.06
WTD. AVG. BASE	211.78				225.00	0070	16.28		135.00	0730	3.35
					225.00	1880	1.60				
					225.00	2915	9.22	WTD. AVG. BASE	132.69		
				WTD. AVG. BASE	194.84 e/						

(Continued)

Table 8.

BASE PRICE PAID TO GROWERS FOR GRAPES CRUSHED, DELIVERED TO CALIFORNIA PROCESSORS,
FROM THE 1989 CROP, WITH BRIX FACTORS AND PERCENT OF PURCHASED TONNAGE, BY TYPE,
VARIETY, REPORTING DISTRICT WHERE GROWN, AND WEIGHTED AVERAGE BASE PRICE (Cont'd)

Variety	Base Price	Brix Factors	Percent	Variety	Base Price	Brix Factors	Percent	Variety	Base Price	Brix Factors	Percent
	Dollars Per Ton	Code a/	b/		Dollars Per Ton	Code a/	b/		Dollars Per Ton	Code a/	b/
DISTRICT 12 (Cont'd)				CARIGNANE (Cont'd)	210.00 210.00	0010 6400	2.59 16.57	RUBIRED (Cont'd)	235.00 250.00 275.00	0010 3280 0010	.52 3.84 1.28
PINOT BLANC	325.00	0010	100.00	WTD. AVG. BASE	188.34 e/			WTD. AVG. BASE	226.00		
WTD. AVG. BASE	325.00			CARNELIAN	175.00	5080	100.00	RUBY CABERNET	5.00 d/	1850	7.46
SAUVIGNON BLANC	175.00	0010	.27	WTD. AVG. BASE	175.00			150.00	0010		.37
	200.00	0010	1.66					175.00	0150		7.02
	200.00	2470	4.74	GREMACHE	5.00 d/	1850	2.06	185.00	0010		.33
	275.00	0010	1.40		125.00	7055	.56	190.00	0010		15.96
	300.00	0150	27.45		135.00	0010	3.90	190.00	6400		17.44
	300.00	4560	46.79		135.00	0740	1.05	200.00	0010		1.69
	350.00	2400	7.34		150.00	0010	2.41	200.00	0150		8.43
	383.52	0010	4.05		150.00	0150	8.51	200.00	1925		1.12
	600.00	0730	6.31		171.35	0010	2.61	200.00	6400		32.98
WTD. AVG. BASE	318.89				175.00	7055	1.32	200.00	7060		.41
SEMILLON	150.00	0010	3.30		185.00	0010	18.85	225.00	0010		3.17
	350.00	2397	94.44		190.00	0010	.88	225.00	5035		.68
	500.00	0010	2.26		200.00	0010	2.42	225.00	7060		2.93
WTD. AVG. BASE	346.79				210.00	0740	10.76	WTD. AVG. BASE	196.07 e/		
SYMPHONY	350.00	4070	100.00		210.00	0850	2.28				
					210.00	2825	41.84	SALVADOR	235.00	0010	100.00
WTD. AVG. BASE	350.00				220.00	0010	.48	WTD. AVG. BASE	235.00		
OTHER WHITE	100.00	0010	100.00		275.00	0010	.02	ST MACAIRE	175.00	0250	78.62
					285.00	0930	.05	185.00	0940		21.38
WTD. AVG. BASE	100.00			WTD. AVG. BASE	192.40 e/			WTD. AVG. BASE	177.14		
				MALBEC	200.00	0010	100.00	VALDEPENAS	5.00 d/	1850	7.23
				WTD. AVG. BASE	200.00			100.00	0010		23.28
				MERLOT	150.00	0010	58.25	135.00	0940		26.46
WINE GRAPES (RED)					800.00	0940	41.75	150.00	6440		14.57
BARBERA	5.00 d/	1850	1.92	WTD. AVG. BASE	421.36			165.00	0010		3.25
	90.00	0010	.04					175.00	0250		19.94
	135.00	0940	.34	MISSION	5.00 d/	1850	12.68	175.00	4550		2.96
	150.00	0010	1.78		135.00	2190	11.42	185.00	0010		2.32
	175.00	0150	5.73		150.00	0010	.07	WTD. AVG. BASE	140.75 e/		
	190.00	0010	13.95		175.00	6410	71.89				
	190.00	6400	1.20		185.00	0940	3.93	ZINFANDEL	3.50 d/	1850	.22
	200.00	0010	17.20	WTD. AVG. BASE	170.20 e/			5.00 d/	1850		.05
	200.00	6400	57.84					175.00	0055		20.93
WTD. AVG. BASE	195.81 e/			MUSCAT HAMBURG	359.23	0010	100.00	200.00	0010		1.65
CABERNET	400.00	0010	.94	WTD. AVG. BASE	359.23			200.00	0940		1.78
SAUVIGNON	450.00	0010	1.34	NEBBIOLO	375.00	1380	100.00	250.00	0010		.90
	450.00	6170	1.52	WTD. AVG. BASE	375.00			250.00	0940		3.31
	500.00	0190	6.42					300.00	0055		6.21
	500.00	6255	6.21	PETITE SIRAH	200.00	0010	4.14	350.00	0010		1.61
	550.00	0010	25.49		200.00	6400	88.28	350.00	0610		.49
	600.00	0010	1.66	WTD. AVG. BASE	201.48			350.00	2095		1.29
	746.00	0940	6.32					350.00	2105		.12
	750.00	0190	3.83					400.00	0055		10.65
	770.00	0940	8.12	PINOT NOIR	350.00	0010	100.00	400.00	0940		11.38
	850.00	0940	3.20	WTD. AVG. BASE	350.00			400.00	2095		.74
	1,050.00	0940	12.80					400.00	2133		4.57
	1,075.00	0190	22.12					425.00	2030		3.32
WTD. AVG. BASE	767.93							426.00	0940		4.81
CARIGNANE	3.50 d/	1850	.62	ROYALTY	225.00	0010	35.37	445.00	0010		1.60
	5.00 d/	1850	14.78	WTD. AVG. BASE	225.00	0940	64.63	450.00	0010		1.57
	135.00	0940	1.47	RUBIRED	100.00	0010	.61	450.00	6425		.93
	150.00	0010	2.06		200.00	6410	1.91	500.00	0010		3.36
	150.00	0940	.71		225.00	0150	13.11	500.00	0555		.78
	160.00	0010	.97		225.00	6400	19.84	500.00	2095		2.21
	175.00	5080	.12		225.00	6400	19.84	500.00	2165		1.92
	185.00	0010	11.78		226.00	0940	58.88	700.00	2045		.30
	185.00	0940	26.54					700.00	2095		4.48
	185.00	5080	4.30					700.00	2105		.21
	185.00	6400	17.49					WTD. AVG. BASE	354.67 e/		

(Continued)

Table 8.

**BASE PRICE PAID TO GROWERS FOR GRAPES CRUSHED, DELIVERED TO CALIFORNIA PROCESSORS,
FROM THE 1989 CROP, WITH BRIX FACTORS AND PERCENT OF PURCHASED TONNAGE, BY TYPE,
VARIETY, REPORTING DISTRICT WHERE GROWN, AND WEIGHTED AVERAGE BASE PRICE (Cont'd)**

Variety	Base Price	Brix Factors	Percent	Variety	Base Price	Brix Factors	Percent	Variety	Base Price	Brix Factors	Percent
	Dollars Per Ton	Code a/	b/		Dollars Per Ton	Code a/	b/		Dollars Per Ton	Code a/	b/
DISTRICT 12 (Cont'd)				THOMPSON SEEDLESS (Cont'd)	135.00	3380	.03	RED MALAGA	3.50 d/	1850	100.00
OTHER RED	135.00	0150	3.33		135.00	4782	2.58	WTD. AVG. BASE	f/		
	150.00	0010	3.81		140.00	0010	.68	RIBIER	3.50 d/	1850	11.21
	150.00	0150	92.86		140.00	0730	3.93		3.85 d/	1850	3.20
WTD. AVG. BASE	149.50				145.00	0010	.41		5.00 d/	1850	4.13
					160.00	0960	.05		5.25 d/	1850	81.46
					200.00	0960	.05	WTD. AVG. BASE	f/		
				WTD. AVG. BASE	133.17 e/			RUBY SEEDLESS/ KING RUBY	3.50 d/	1850	15.81
DISTRICT 13				TABLE GRAPES					3.85 d/	1850	1.74
				BLACK MONUKKA	135.00	2900	100.00		4.00 d/	1850	15.87
				WTD. AVG. BASE	135.00				4.32 d/	1850	6.68
									5.00 d/	1850	9.39
									5.25 d/	1850	48.93
								WTD. AVG. BASE	135.00	1380	1.57
				BLACK SEEDLESS	3.85 d/	1850	100.00	WTD. AVG. BASE	135.00 f/		
CANNER	135.00	2190	100.00	WTD. AVG. BASE	f/			WHITE MALAGA	3.50 d/	1850	1.45
WTD. AVG. BASE	135.00			CALMERIA	3.50 d/	1850	33.10		110.00	2910	.67
					3.75 d/	1850	23.10		135.00	0010	2.69
MUSCATS	110.00	2910	.05		5.00 d/	1850	33.84		135.00	0190	10.79
	110.00	6400	.06		100.00	0910	9.95		135.00	0960	5.10
	125.00	0010	.87	WTD. AVG. BASE	100.00 e/				135.00	1150	11.33
	130.00	0010	6.92						135.00	1240	3.11
	130.00	0190	2.57	CHRISTMAS ROSE	3.50 d/	1850	6.14		135.00	2190	30.70
	130.00	2900	.02		4.00 d/	1850	21.26		135.00	2910	27.26
	135.00	0010	1.80	WTD. AVG. BASE	f/				135.00	2910	1.65
	135.00	0150	30.92		3.50 d/	1850	100.00	OTHER TABLE	3.50 d/	1850	16.16
	135.00	0960	1.48	EMPERATRIZ	3.50 d/	1850	100.00		3.75 d/	1850	61.05
	135.00	1110	2.44	WTD. AVG. BASE	f/				110.00	2910	22.79
	135.00	2910	36.31	EMPEROR	3.50 d/	1850	16.04	WTD. AVG. BASE	110.00 e/		
	135.00	4550	7.36		3.75 d/	1850	4.61	WINE GRAPES (WHITE)			
	137.00	0010	.48	WTD. AVG. BASE	f/			BURGER	135.00	4781	51.83
	140.00	0010	.15	EMPEROR	3.85 d/	1850	21.92		175.00	1950	48.17
	150.00	0010	4.47	WTD. AVG. BASE	f/			WTD. AVG. BASE	154.27		
	170.00	0010	3.92	EMPEROR	3.50 d/	1850	16.04				
	175.00	1000	.17		3.75 d/	1850	4.61				
WTD. AVG. BASE	136.54			WTD. AVG. BASE	f/						
					3.85 d/	1850	21.92				
SULTANAS	110.00	2900	5.97	EXOTIC	3.50 d/	1850	100.00				
	135.00	0190	12.90	WTD. AVG. BASE	f/			CHARDONNAY	400.00	0150	.45
	135.00	2190	56.26	WTD. AVG. BASE	f/				600.00	0010	10.44
	135.00	2900	24.87	WTD. AVG. BASE	f/				685.19	0010	3.38
WTD. AVG. BASE	133.51			WTD. AVG. BASE	f/				685.19	2826	44.51
				FLAME SEEDLESS	3.50 d/	1850	7.59		685.19	4100	3.28
THOMPSON SEEDLESS	3.50 d/	1850	.95		3.75 d/	1850	12.54		900.00	0150	.76
	3.75 d/	1850	.29		3.85 d/	1850	2.60		910.00	0960	10.49
	4.00 d/	1850	.01		3.93 d/	1850	1.14		1,174.75	0010	26.68
	5.00 d/	1850	1.23		3.50 d/	1850	68.31	WTD. AVG. BASE	830.88		
	5.24 d/	1850	.28		3.85 d/	1850	24.78	CHENIN BLANC	5.00 d/	1850	.02
	5.25 d/	1850	.72		5.00 d/	1850	20.47		120.00	0010	e/
	75.00	2900	.97		5.25 d/	1850	35.73		120.00	4781	1.51
	90.00	0010	.03		130.00	0010	9.73		130.00	0010	.02
	110.00	2900	2.64	WTD. AVG. BASE	131.22 e/				130.00	0060	1.04
	110.00	2910	3.09						130.00	0150	.34
	120.00	0010	.58	ITALIA	110.00	0010	100.00		130.00	0610	1.01
	125.00	0010	.20	WTD. AVG. BASE	110.00				130.00	4781	.27
	125.00	0150	.55						132.00	0960	.07
	125.00	0960	.06	RED GLOBE/ ROSE-ITO	3.50 d/	1850	68.31		135.00	0610	3.00
	125.00	3377	.08		5.00 d/	1850	.41		135.00	0740	.16
	130.00	0010	.05	WTD. AVG. BASE	f/				135.00	2900	.20
	135.00	0010	.36						135.00	3036	1.25
	135.00	0150	1.07						135.00	3380	.23
	135.00	0190	4.23						140.00	0150	.34
	135.00	0730	1.20								
	135.00	0960	20.41								
	135.00	2190	34.96								
	135.00	2470	.71								
	135.00	2900	17.43								

(Continued)

Table 8.

BASE PRICE PAID TO GROWERS FOR GRAPES CRUSHED, DELIVERED TO CALIFORNIA PROCESSORS,
FROM THE 1989 CROP, WITH BRIX FACTORS AND PERCENT OF PURCHASED TONNAGE, BY TYPE,
VARIETY, REPORTING DISTRICT WHERE GROWN, AND WEIGHTED AVERAGE BASE PRICE (Cont'd)

Variety	Base Price	Brix Factors	Percent	Variety	Base Price	Brix Factors	Percent	Variety	Base Price	Brix Factors	Percent
	Dollars Per Ton	Code a/	b/		Dollars Per Ton	Code a/	b/		Dollars Per Ton	Code a/	b/
DISTRICT 13 (Cont'd)				FRENCH COLOMBARD	200.00	0010	3.89	ST. EMILION	140.00	3377	14.29
				(Cont'd)	200.00	2910	.28	(UNGI BLANC)	175.00	0010	17.84
CHENIN BLANC	140.00	2470	21.50	WTD. AVG. BASE	150.02	e/		WTD. AVG. BASE	142.49		
(Cont'd)	145.00	0070	2.30								
	150.00	0010	.32	MALVASIA BIANCA	130.00	0155	4.25	OTHER WHITE	135.00	2190	100.00
	150.00	0150	.15		135.00	2910	8.20				
	150.00	2470	.69		135.00	4781	15.75	WTD. AVG. BASE	135.00		
	165.00	0535	.23		170.00	0010	23.87				
	165.00	2915	32.92		175.00	0150	10.78				
	169.21	0010	.80		200.00	0010	28.39				
	175.00	0010	.92		200.93	0010	8.76				
	190.00	0010	1.36								
	200.00	0010	2.59	WTD. AVG. BASE	171.68			WINE GRAPES (RED)			
	200.00	2915	3.31					ALEATICO	112.74	0010	87.50
	200.00	2920	16.60	MUSCAT BLANC/	130.00	8060	2.88		200.00	0940	3.46
	210.00	0010	6.84	MUSCAT CANELLI	135.00	7520	3.91		300.00	0010	9.04
WTD. AVG. BASE	167.22	e/			140.00	0010	3.14	WTD. AVG. BASE	132.69		
					140.00	7545	10.79				
EMERALD RIESLING	123.00	0010	.71		175.00	2910	49.99	ALICANTE	3.50	d/ 1850	8.57
	130.00	4781	34.04		185.00	0210	5.21	BOUSCHET	5.00	d/ 1850	1.17
	135.00	0150	20.74		200.00	0010	4.69		5.25	d/ 1850	2.15
	135.00	3036	13.92		200.00	6905	5.13		100.00	2900	4.27
	140.00	2910	2.08		229.21	0010	7.10		110.00	0010	2.94
	140.00	4781	3.52		240.00	0010	7.04		120.00	0010	5.64
	150.00	0210	3.08		240.00	0010	7.04		135.00	2900	23.58
	180.00	0010	21.92	WTD. AVG. BASE	178.78		.12		150.00	0010	1.62
WTD. AVG. BASE	143.82								150.00	1380	28.98
				MUSCAT ORANGE	135.00	0940	32.00		160.00	6077	11.39
FEHER SZAGOS	135.00	0960	53.97		212.14	0010	45.16	WTD. AVG. BASE	144.35	e/	
	135.00	2190	46.03		277.16	0010	18.74				
WTD. AVG. BASE	135.00				350.00	0730	4.10	BARBERA	5.00	d/ 1850	.02
				WTD. AVG. BASE	205.29				5.25	d/ 1850	.02
FRENCH COLOMBARD	5.00	d/ 1850	.03	PALOMINO/GOLDEN	3.50	d/ 1850	.30		110.00	2900	.39
	100.00	0730	.35	CHASSELAS	100.00	0010	.15		110.00	2910	.15
	125.00	0010	.01		125.00	3200	.99		135.00	0010	.92
	125.00	0150	.20		130.00	4781	29.32		135.00	0150	.15
	125.00	0730	.05		130.00	4781	29.32		135.00	2900	.32
	130.00	0010	e/		135.00	0190	1.77		135.00	4540	.22
	130.00	0730	.31		135.00	1110	1.88		135.00	4550	.80
	130.00	0960	.08		135.00	1110	1.88		135.00	7540	1.85
	130.00	4781	1.18		135.00	2190	56.81		140.00	6400	3.30
	135.00	0010	1.52		135.00	2900	1.40		145.00	0010	.84
	135.00	0150	.04		135.00	2910	1.14		160.00	0010	1.77
	135.00	0190	.04		135.00	3036	1.50		160.00	0010	1.77
	135.00	0730	5.61	WTD. AVG. BASE	133.38	e/			160.00	4540	.82
	135.00	0960	1.14						165.00	7520	1.78
	135.00	2900	.90	PINOT BLANC	706.79	0010	100.00		170.00	0010	.89
	135.00	3036	.88						175.00	0010	2.77
	135.00	4781	.46	WTD. AVG. BASE	706.79				175.00	6400	.53
	140.00	0010	.25						185.00	0010	1.93
	140.00	0150	.93	SAUVIGNON BLANC	165.00	2915	3.19		185.00	0150	.46
	140.00	0730	.33		375.00	0010	96.81		185.00	6650	.84
	140.00	0960	4.30	WTD. AVG. BASE	368.31				190.00	0010	61.67
	140.00	2900	.64						190.00	0940	1.41
	140.00	2910	25.63	SEMILLON	3.50	d/ 1850	.89		200.00	0010	8.40
	140.93	0010	.09					WTD. AVG. BASE	200.00	6400	7.74
	145.00	0010	.09		130.00	0150	1.49				
	145.00	2910	1.75		130.00	4781	45.70	WTD. AVG. BASE	184.75	e/	
	145.00	4560	28.74		135.00	2900	3.48	BLACK MALVOISIE	3.50	d/ 1850	23.53
	145.00	4781	.28		140.00	4781	6.80		175.00	0010	76.47
	150.00	0190	.13		169.21	0010	4.65	WTD. AVG. BASE	175.00	e/	
	155.40	0010	.09		200.00	0010	37.00				
	161.00	0960	1.02	WTD. AVG. BASE	158.83	e/		CABERNET	400.00	6880	17.24
	170.00	4560	2.75					SAUVIGNON	500.00	0010	28.08
	175.00	0010	2.04	ST. EMILION	130.00	4781	16.62		1,000.00	2610	54.68
	175.00	0150	.39	(UNGI BLANC)	135.00	2190	21.56	WTD. AVG. BASE	756.16		
	175.00	2540	.27		135.00	3036	20.16				
	175.00	2915	11.91		140.00	0730	9.52	CARIGNANE	3.50	d/ 1850	.48
	175.00	4570	.05						4.50	d/ 1850	.08
	180.00	0010	.30						5.00	d/ 1850	.13
	190.00	0010	1.02						100.00	0010	.14

(Continued)

Table 8.

**BASE PRICE PAID TO GROWERS FOR GRAPES CRUSHED, DELIVERED TO CALIFORNIA PROCESSORS,
FROM THE 1989 CROP, WITH BRIX FACTORS AND PERCENT OF PURCHASED TONNAGE, BY TYPE,
VARIETY, REPORTING DISTRICT WHERE GROWN, AND WEIGHTED AVERAGE BASE PRICE (Cont'd)**

Variety	Base Price	Brix Factors	Percent	Variety	Base Price	Brix Factors	Percent	Variety	Base Price	Brix Factors	Percent
	Dollars Per Ton	Code a/	b/		Dollars Per Ton	Code a/	b/		Dollars Per Ton	Code a/	b/
DISTRICT 13 (Cont'd)				PETITE SIRAH	200.00	0010	22.98	ZINFANDEL	300.00	0045	10.55
					225.00	0010	77.02	(Cont'd)	300.00	2025	14.46
CARIGNANE	100.00	2900	.51	WTD. AVG. BASE	219.25				350.00	0010	2.79
(Cont'd)	125.00	0940	.97						350.00	0045	2.34
	135.00	1380	.68	PINOT NOIR	707.10	0010	100.00		400.00	0045	4.84
	135.00	2900	1.47						400.00	2045	13.86
	135.00	4540	2.63	WTD. AVG. BASE	707.10				400.00	2055	.83
	140.00	6400	3.39						400.00	2095	8.50
	145.00	4540	5.97	ROYALTY	190.00	0150	25.66		500.00	0940	7.86
	155.00	0010	2.37		225.00	0190	.60		500.00	2025	3.43
	160.00	0010	11.16		225.00	0210	3.21		600.00	0940	11.79
	160.00	0940	8.38		225.00	1330	27.11		615.00	2365	14.37
	160.00	3080	2.07		225.00	4540	36.88		700.00	2045	2.28
	160.00	4540	2.34		225.00	6400	1.31		700.00	2055	1.32
	160.00	6400	.49		230.00	0010	5.23	WTD. AVG. BASE	448.10		
	160.00	6410	52.13								
	165.00	5077	2.38	WTD. AVG. BASE	216.28			OTHER RED	3.50 d/	1850	40.32
	175.00	0010	.25						135.00	0190	52.61
	175.00	6880	1.95	RUBIRED	175.00	4550	1.40		160.00	0010	7.07
WTD. AVG. BASE	156.81 e/				190.00	0010	13.98				
					225.00	0010	2.23	WTD. AVG. BASE	137.96 e/		
CARMINE	140.00	6400	20.36		225.00	0210	1.78				
	275.00	0010	74.60		225.00	0940	2.14				
	275.00	1110	5.04		225.00	1380	6.68				
WTD. AVG. BASE	247.51				225.00	2900	2.20				
					225.00	4540	10.25				
CARNELIAN	140.00	6400	1.62		225.00	6400	38.69				
	165.00	0010	5.63		225.00	6655	12.33				
	175.00	0010	.90		225.00	7525	.48				
	190.00	6410	91.85		230.00	1380	1.88				
WTD. AVG. BASE	187.65				230.00	6880	1.38				
					230.00	6937	2.57				
CENTURIAN	140.00	4781	.53	WTD. AVG. BASE	219.96						
	140.00	6400	14.33								
	160.00	6410	85.14	RUBY CABERNET	5.00 d/	1850	.57				
WTD. AVG. BASE	157.03				5.25 d/	1850	.08				
					140.00	2900	.07				
GRENACHE	3.50 d/	1850	1.30		165.00	0010	.25				
	5.00 d/	1850	.07		175.00	6400	3.90				
	100.00	2900	.32		185.00	0010	1.25				
	110.00	0740	.03		190.00	6410	72.17				
	110.00	2910	.20		200.00	6400	4.17				
	135.00	2900	.24		200.00	6936	2.28				
	150.00	0150	.17		210.00	0010	.90				
	150.00	0250	.12		215.00	4786	9.88				
	159.00	0010	1.40		225.00	0010	3.07				
	175.00	0010	9.45		225.00	7055	1.38				
	175.00	0150	2.65	WTD. AVG. BASE	194.14 e/						
	175.00	0740	4.52								
	185.00	0010	.60	SALVADOR	225.00	1380	67.31				
	190.00	0010	4.53		225.00	4540	32.69				
	190.00	3199	2.11	WTD. AVG. BASE	225.00						
	195.00	0740	.48								
	200.00	0010	.27	SOUZAO	165.00	0010	100.00				
	200.00	0150	4.80								
	200.00	0740	4.16	WTD. AVG. BASE	165.00						
	200.00	2365	.25								
	200.00	2608	60.84	TINTA MADEIRA	175.00	6400	100.00				
	210.00	2817	1.39								
	300.00	0010	.07	WTD. AVG. BASE	175.00						
	317.48	0010	.03								
WTD. AVG. BASE	193.82 e/			VALDEPENAS	225.00	0010	100.00				
MISSION	135.00	2190	10.44	WTD. AVG. BASE	225.00						
	160.00	6410	89.56								
WTD. AVG. BASE	157.39			ZINFANDEL	5.00 d/	1850	.27				
					135.00	2900	.16				
					165.00	0010	.21				
					300.00	0010	.13				

(Continued)

Table 8.

**BASE PRICE PAID TO GROWERS FOR GRAPES CRUSHED, DELIVERED TO CALIFORNIA PROCESSORS,
FROM THE 1989 CROP, WITH BRIX FACTORS AND PERCENT OF PURCHASED TONNAGE, BY TYPE,
VARIETY, REPORTING DISTRICT WHERE GROWN, AND WEIGHTED AVERAGE BASE PRICE (Cont'd)**

Variety	Base Price	Brix Factors	Percent	Variety	Base Price	Brix Factors	Percent	Variety	Base Price	Brix Factors	Percent
	Dollars Per Ton	Code a/	b/		Dollars Per Ton	Code a/	b/		Dollars Per Ton	Code a/	b/
DISTRICT 14 (Cont'd)				OTHER TABLE				FRENCH COLOMBARD	140.00	3200	.86
				4.08 d/ 1850 100.00				(Cont'd)	150.00	0190	1.67
				WTD. AVG. BASE f/					150.00	1330	.04
CALMERIA	3.61 d/ 1850	1850	62.36						160.00	0010	1.06
	135.00	1110	37.64						175.00	0010	2.00
				WINE GRAPES (WHITE)					200.00	0010	4.22
WTD. AVG. BASE	135.00 e/			BURGER	130.00	0610	11.10	WTD. AVG. BASE	137.69 e/		
CARDINAL	5.00 d/ 1850	1850	86.01		175.00	1950	88.90	GRAY RIESLING	130.00	0640	100.00
	90.00	0010	13.99						130.00		
WTD. AVG. BASE	90.00 e/			WTD. AVG. BASE	170.00			WTD. AVG. BASE	130.00		
CHRISTMAS ROSE	4.05 d/ 1850	1850	55.31	CHARDONNAY	1,000.00	0190	54.65	GREEN HUNGARIAN	135.00	0730	100.00
	5.00 d/ 1850	1850	44.69		1,000.00	1220	6.41		135.00		
WTD. AVG. BASE	f/				1,150.00	0010	38.93	WTD. AVG. BASE	135.00		
EMPERATRIZ	3.80 d/ 1850	1850	100.00	WTD. AVG. BASE	1,058.40			MALVASIA BIANCA	135.00	2910	39.99
WTD. AVG. BASE	f/			CHENIN BLANC	3.50 d/ 1850	1850	.01		140.00	0980	60.01
EMPEROR	3.57 d/ 1850	1850	100.00		125.00	0610	1.30	WTD. AVG. BASE	138.00		
WTD. AVG. BASE	f/				126.00	0010	1.05	MUSCAT BLANC/ MUSCAT CANELLI	160.00	0210	100.00
EXOTIC	5.00 d/ 1850	1850	72.14		130.00	0010	2.14	WTD. AVG. BASE	160.00		
	5.02 d/ 1850	1850	16.15		130.00	0060	.58	PALOHINO/GOLDEN CHASSELAS	125.00	0740	100.00
	5.25 d/ 1850	1850	11.71		130.00	0160	15.72	WTD. AVG. BASE	125.00		
WTD. AVG. BASE	f/				130.00	0740	17.12	SEMILLON	125.00	0010	81.33
FLAME SEEDLESS	4.18 d/ 1850	1850	100.00		135.00	0060	1.27		130.00	0010	4.79
WTD. AVG. BASE	f/				135.00	0610	11.50		130.00	0960	4.39
ITALIA	5.02 d/ 1850	1850	100.00		135.00	0760	1.10		135.00	0960	9.48
WTD. AVG. BASE	f/				135.00	2470	8.55	WTD. AVG. BASE	126.41		
QUEEN	3.90 d/ 1850	1850	85.81		135.00	2565	.87	ST. EMILION (UNGI BLANC)	135.00	1380	3.26
	5.25 d/ 1850	1850	14.19		140.00	3090	2.52		140.00	4843	96.74
WTD. AVG. BASE	f/				140.00	4845	4.46	WTD. AVG. BASE	139.84		
RED GLOBE/ ROSE-ITO	4.72 d/ 1850	1850	84.15		145.00	0010	.83	WINE GRAPES (RED)			
	5.25 d/ 1850	1850	15.85		145.00	0535	.34	ALICANTE	135.00	0010	28.09
WTD. AVG. BASE	f/				150.00	0210	3.65	BOUSCHET	135.00	1380	71.91
RED MALAGA	3.50 d/ 1850	1850	100.00		170.00	0010	.54	WTD. AVG. BASE	135.00		
WTD. AVG. BASE	f/				185.00	0010	2.82	BARBERA	5.25 d/ 1850	1850	.95
RIBIER	4.14 d/ 1850	1850	14.42		210.00	0010	6.39		140.00	7540	40.65
	105.00	0530	5.08	WTD. AVG. BASE	140.40 e/				150.00	0010	3.04
	110.00	0010	44.55	EMERALD RIESLING	5.70 d/ 1850	1850	1.33		150.00	1380	1.52
	125.00	0010	35.95		120.00	4847	3.46		150.00	2900	3.88
WTD. AVG. BASE	116.00 e/				123.00	0010	.74		165.00	1380	2.65
RUBY SEEDLESS/ KING RUBY	4.24 d/ 1850	1850	55.33		130.00	0010	4.10		175.00	0010	13.82
	5.00 d/ 1850	1850	13.45		130.00	0960	21.25		175.00	0150	17.05
	135.00	4550	31.23		135.00	0740	1.40		185.00	0010	12.12
WTD. AVG. BASE	135.00 e/				140.00	0740	1.85		190.00	0010	4.33
SUPERIOR SEEDLESS	105.00	0760	100.00		140.00	2910	16.59				
WTD. AVG. BASE	105.00				154.71	0010	5.28				
WHITE MALAGA	130.00	0010	16.44		190.00	0010	44.00				
	135.00	0730	6.25	WTD. AVG. BASE	159.62 e/						
	135.00	0960	35.56	FRENCH COLOMBARD	5.00 d/ 1850	1850	.02				
	135.00	2190	28.77		5.68 d/ 1850	1850	.63				
	140.00	0960	12.99		100.00	0010	.04				
WTD. AVG. BASE	134.83				110.00	0070	.44				
					125.00	0190	1.78				
					125.00	0730	.35				
					125.00	5080	9.30				
					126.00	0010	.69				
					130.00	0160	7.77				
					130.00	0190	.79				
					135.00	0010	29.65				
					135.00	0190	.32				
					135.00	0730	7.31				
					135.00	0940	6.96				
					135.00	0960	2.98				
					135.00	2900	.61				
					135.00	2910	13.47				
					135.00	5080	.52				
					140.00	0010	1.27				
					140.00	0960	4.14				
					140.00	2900	1.12				
								WTD. AVG. BASE	146.49		

(Continued)

Table 8.

**BASE PRICE PAID TO GROWERS FOR GRAPES CRUSHED, DELIVERED TO CALIFORNIA PROCESSORS,
FROM THE 1989 CROP, WITH BRIX FACTORS AND PERCENT OF PURCHASED TONNAGE, BY TYPE,
VARIETY, REPORTING DISTRICT WHERE GROWN, AND WEIGHTED AVERAGE BASE PRICE (Cont'd)**

Variety	Base Price	Brix Factors	Percent	Variety	Base Price	Brix Factors	Percent	Variety	Base Price	Brix Factors	Percent
	Dollars Per Ton	Code a/	b/		Dollars Per Ton	Code a/	b/		Dollars Per Ton	Code a/	b/
DISTRICT 14 (Cont'd)				SALVADOR	200.00	0010	14.14	MATARO	175.00	0010	22.95
					225.00	1380	40.61		225.00	0010	15.19
CARMINE	300.00	0470	100.00		225.00	2900	3.34		350.00	1220	61.86
WTD. AVG. BASE	300.00				225.00	4540	38.46	WTD. AVG. BASE	290.85		
				WTD. AVG. BASE	221.81	1380	3.45	MISSION	175.00	0010	100.00
CARNELIAN	5.25 d/	1850	10.07	ZINFANDEL	300.00	0010	5.67	WTD. AVG. BASE	175.00		
	135.00	1380	17.36		300.00	0045	27.92				
	140.00	1380	24.16		300.00	0050	.68	SALVADOR	175.00	0010	100.00
	185.00	0010	48.40		300.00	2025	18.75	WTD. AVG. BASE	175.00		
WTD. AVG. BASE	163.26 e/				400.00	0055	24.98				
GAMAY (NAPA)	210.00	0010	66.36		450.00	2055	2.94	ZINFANDEL	175.00	0010	13.48
	220.00	0940	4.88		600.00	2225	6.26		250.00	0010	4.31
	250.00	0940	23.70		750.00	0050	6.10		500.00	1220	22.85
	300.00	0010	5.06		750.00	0940	6.70		600.00	2225	14.55
WTD. AVG. BASE	224.52			WTD. AVG. BASE	405.79				610.00	2130	13.00
									700.00	0010	31.81
GRENACHE	135.00	0740	.68	OTHER RED	5.00 d/	1850	32.48	WTD. AVG. BASE	537.90		
	135.00	1380	1.75		150.00 e/	0150	67.52				
	150.00	0010	11.76	WTD. AVG. BASE	150.00 e/			OTHER RED	125.00	0010	.42
	175.00	0010	2.68						175.00	0010	99.58
	175.00	0740	57.94					WTD. AVG. BASE	174.79		
	175.00	3088	18.53								
	180.00	0010	1.30								
	190.00	0010	3.97								
	193.13	0010	.79								
	200.00	0740	.61								
WTD. AVG. BASE	172.04			DISTRICT 15							
PETITE SIRAH	150.00	0010	100.00	RAISIN GRAPES							
WTD. AVG. BASE	150.00			THOMPSON SEEDLESS	125.00	0010	100.00				
ROYALTY	225.00	0010	5.13	WTD. AVG. BASE	125.00			WINE GRAPES (WHITE)			
	225.00	0210	32.04					CHARDONNAY	720.00	0010	3.26
	225.00	0940	3.60						777.00	0010	9.94
	225.00	1380	59.22						860.00	0010	.85
WTD. AVG. BASE	225.00			TABLE GRAPES					900.00	0010	3.40
				BLACK PRINCE/ ROSE OF PERU	175.00	0010	100.00		900.00	0610	6.33
RUBIRED	180.00	6880	11.32	WTD. AVG. BASE	175.00				900.00	1220	1.52
	190.00	0010	5.21						1,000.00	0010	5.81
	195.00	1380	1.10						1,000.00	1590	.26
	225.00	0195	5.54	WINE GRAPES (WHITE)					1,020.00	1220	8.58
	225.00	0940	.45	BURGER	125.00	0010	100.00		1,050.00	1360	1.36
	225.00	1130	.75	WTD. AVG. BASE	125.00				1,200.00	5082	9.84
	225.00	1380	29.15						1,200.00	0010	2.41
	225.00	4540	10.74	MALVASIA BIANCA	175.00	0010	100.00		1,300.00	1130	32.47
	225.00	5077	3.45	WTD. AVG. BASE	175.00				1,350.00	0010	.92
	225.00	6400	5.92						1,400.00	0010	13.04
	230.00	1380	14.13	WTD. AVG. BASE	175.00			WTD. AVG. BASE	1,137.14		
	235.00	1380	12.23					CHENIN BLANC	125.00	0010	6.22
WTD. AVG. BASE	219.68			PALOMINO/GOLDEN CHASSELAS	125.00	0010	100.00		250.00	1130	15.01
				WTD. AVG. BASE	125.00				350.00	0010	11.94
RUBY CABERNET	5.25 d/	1850	3.61	WINE GRAPES (RED)					350.00	0610	18.42
	125.00	0010	12.89	ALICANTE BOUSCHET	175.00	0010	100.00		350.00	1330	2.60
	150.00	0010	3.63	WTD. AVG. BASE	175.00				350.00	5082	15.97
	175.00	0010	2.18						385.00	0010	.72
	175.00	1130	6.34	CARIGNANE	175.00	0010	100.00		396.40	0960	18.47
	175.00	1380	.67	WTD. AVG. BASE	175.00				400.00	0010	9.19
	175.00	6905	28.43						400.00	0595	1.47
	185.00	0210	2.72					WTD. AVG. BASE	335.15		
	200.00	0010	10.84					MUSCAT BLANC/ MUSCAT CANELLI	125.00	0010	6.49
	200.00	1380	2.16						550.00	0010	32.73
	210.00	0990	1.88	GRENACHE	175.00	0010	93.56		550.00	1330	11.59
	223.25	0210	12.73	WTD. AVG. BASE	175.00				650.00	0010	2.92
	225.00	0210	5.13						650.00	1100	23.47
	230.00	0210	6.79						650.00	1185	22.81
WTD. AVG. BASE	184.62 e/			WTD. AVG. BASE	179.83			WTD. AVG. BASE	571.63		

(Continued)

Table 8.

BASE PRICE PAID TO GROWERS FOR GRAPES CRUSHED, DELIVERED TO CALIFORNIA PROCESSORS,
FROM THE 1989 CROP, WITH BRIX FACTORS AND PERCENT OF PURCHASED TONNAGE, BY TYPE,
VARIETY, REPORTING DISTRICT WHERE GROWN, AND WEIGHTED AVERAGE BASE PRICE (Cont'd)

Variety	Base Price	Brix Factors	Percent	Variety	Base Price	Brix Factors	Percent	Variety	Base Price	Brix Factors	Percent
	Dollars Per Ton	Code a/	b/		Dollars Per Ton	Code a/	b/		Dollars Per Ton	Code a/	b/
DISTRICT 16 (Cont'd)				PETITE SIRAH	600.00	0250	18.60	SAUVIGNON BLANC	215.00	0010	2.67
					600.00	1360	81.40		300.00	1100	4.55
PALOMINO/GOLDEN CHASSELAS	125.00	0010	100.00	WTD. AVG. BASE	600.00				350.00	0010	12.74
WTD. AVG. BASE	125.00			ZINFANDEL	600.00	0010	1.55		362.00	0010	1.00
PINOT BLANC	700.00	0610	100.00		625.00	2133	51.59		372.71	0010	17.06
WTD. AVG. BASE	700.00				800.00	0010	9.37		400.00	0940	12.19
SAUVIGNON BLANC	125.00	0010	5.33		800.00	1330	4.25		425.00	4050	41.71
	450.00	1110	2.58		825.00	0610	17.52	WTD. AVG. BASE	500.00	0950	8.09
	500.00	0010	.96	WTD. AVG. BASE	850.00	0010	15.72				
	500.00	1110	.81	OTHER RED	175.00	0010	100.00	SEMILLON	230.00	1050	37.01
	500.00	1330	1.62						235.00	0010	7.93
	550.00	0010	11.47	WTD. AVG. BASE	175.00				350.00	2400	55.06
	550.00	0610	3.47					WTD. AVG. BASE	296.47		
	570.00	0010	4.17					WHITE RIESLING	150.00	0010	100.00
	600.00	0010	3.50					WTD. AVG. BASE	150.00		
	600.00	1130	26.42	DISTRICT 17				OTHER WHITE	150.00	0010	100.00
	600.00	5082	17.02					WTD. AVG. BASE	150.00		
	650.00	0010	13.11								
	700.00	0010	9.53								
WTD. AVG. BASE	574.80										
SEMILLON	500.00	0010	100.00	WINE GRAPES (WHITE)				WINE GRAPES (RED)			
WTD. AVG. BASE	500.00			CHARDONNAY	500.00	1130	21.48	CABERNET SAUVIGNON	540.00	0010	7.48
WHITE RIESLING	391.18	0010	1.33		600.00	0010	20.31		564.85	1130	19.78
	400.00	0940	53.89		600.00	1130	13.74		590.75	1130	11.12
	425.00	0950	15.77		650.00	4975	3.25		600.00	0010	7.36
	450.00	0010	15.15		700.00	1130	9.01		600.00	1130	12.77
	450.00	0940	1.48		750.00	0010	14.77		650.00	6150	29.66
	475.00	0010	10.64		825.00	0010	2.90		900.00	6200	5.22
	500.00	0010	1.73		900.00	0010	1.92		1,000.00	0940	6.61
WTD. AVG. BASE	421.86				1,000.00	0010	7.01				
					1,000.00	6170	5.61	WTD. AVG. BASE	644.46		
				WTD. AVG. BASE	674.07			GAMAY (NAPA)	250.00	0940	87.56
WINE GRAPES (RED)				CHENIN BLANC	5.00 d/	1850	1.67		500.00	0010	12.44
CABERNET SAUVIGNON	600.00	1490	1.65		200.00	0960	1.56	WTD. AVG. BASE	281.09		
	700.00	0010	1.54		200.00	2913	4.71	MERLOT	450.00	0980	.41
	750.00	0730	10.60		236.00	0010	14.03		577.85	0010	41.55
	785.00	1570	6.74		248.58	0010	4.79		650.00	0010	6.30
	800.00	0010	5.46		275.00	0010	3.96		650.00	1140	18.74
	950.00	6400	4.07		275.00	0545	2.23		650.00	6160	8.15
	1,000.00	0010	29.80		275.00	0960	7.17		700.00	1140	20.35
	1,000.00	1130	23.52		290.00	0960	2.16		800.00	0010	2.96
	1,000.00	5080	16.62		290.00	2610	11.62		800.00	6070	1.54
WTD. AVG. BASE	934.84				300.00	0010	6.57	WTD. AVG. BASE	636.12		
CARIGNANE	175.00	0010	100.00		300.00	0740	2.91	PETITE SIRAH	400.00	0010	57.09
WTD. AVG. BASE	175.00				300.00	2655	3.84		450.00	0010	14.26
GAMAY (NAPA)	400.00	0010	53.57		300.00	2915	21.96		450.00	4890	28.65
	650.00	0590	46.43		350.00	1100	1.93	WTD. AVG. BASE	421.46		
WTD. AVG. BASE	516.07			WTD. AVG. BASE	275.91 e/			ZINFANDEL	300.00	0010	14.42
GAMAY BEAUJOLAIS	500.00	1330	100.00	FRENCH COLONBARD	5.00 d/	1850	40.70		350.00	0010	7.71
WTD. AVG. BASE	500.00				155.10	0010	4.32		350.00	2137	11.71
MERLOT	500.00	0010	4.59		170.00	4553	38.05		425.00	2050	8.58
	800.00	1345	58.72		190.00	4570	1.64		500.00	2040	32.19
	900.00	0010	36.70	WTD. AVG. BASE	240.00	0010	9.12		550.00	0010	11.31
WTD. AVG. BASE	822.94				200.00	4560	2.94		650.00	0010	3.84
					200.00	3110	3.23		650.00	0740	2.65
									800.00	0010	7.59
								WTD. AVG. BASE	473.74		

a/ See code descriptions beginning on page 55.

b/ Percentage total by variety will not necessarily add to 100.00 due to rounding.

c/ Less than .005 percent.

d/ Price basis per degree Brix.

e/ Price per degree Brix not included in weighted average base price.

f/ All prices based on per degree Brix.

Table 8 - Supplement

BRIX ADJUSTMENT FACTORS

The following Brix adjustment factors are on a per degree Brix basis and are normally calculated to a tenth of a degree, and are cumulative unless otherwise indicated. Most processors, however, indicate maximum and/or minimum Brix acceptance limits. Grapes testing above or below these limits may be subject to price renegotiation, acceptance for use other than for table wine, or rejection by the processors. Discounts for high sugar apply to both base price and bonus unless otherwise stated. There are factors other than Brix, such as material other than grapes (MOG), defects, weight loss in late harvest grapes, and sugar/acid ratios that affect grape prices. These were not considered in this presentation, unless otherwise stated, but were considered in arriving at weighted average prices. NOTE: Brix adjustment factors designated with an asterisk were added since release of the Preliminary Grape Crush Report, 1989 crop.

NO PREMIUM OR PENALTY	NO PREMIUM OR PENALTY (Cont'd)
0010 No max. or min.	0590 Acceptable limits 18-19°
0030 Min. acceptance 14°	0595 Acceptable limits 18-19.5°
0045 Min. acceptance 15.5°	0610 Acceptable limits 18-20°
0050 Min. acceptance 16°	0630 Acceptable limits 18-21°
0055 Min. acceptance 16.5°	0635 Acceptable limits 18-21.5°
0060 Min. acceptance 17°	0640 Acceptable limits 18-22°
0070 Min. acceptance 18°	0650 Acceptable limits 18-23°
0150 Min. acceptance 19°	0660 Acceptable limits 18-24°
0155 Min. acceptance 19.5°	0670 Acceptable limits 18-25°
0160 Min. acceptance 19.9°	0685 Acceptable limits 18.5-20°
0190 Min. acceptance 20°	0690 Acceptable limits 18.5-21°
0195 Min. acceptance 20.5°	0697 Acceptable limits 18.5-23°
0210 Min. acceptance 21°	0710 Acceptable limits 19-20°
0230 Min. acceptance 21.5°	0730 Acceptable limits 19-21°
0250 Min. acceptance 22°	0735 Acceptable limits 19-21.5°
0310 Min. acceptance 23°	0740 Acceptable limits 19-22°
0320 Min. acceptance 24°	0750 Acceptable limits 19-22.5°
0335 Min. acceptance 28°	0760 Acceptable limits 19-23°
0343 Min. acceptance 39°	0780 Acceptable limits 19-24°
0420 Acceptable limits 16-18°	0790 Acceptable limits 19-25°
0440 Acceptable limits 16-20°	0810 Acceptable limits 19-32°
0470 Acceptable limits 16-26°	0815 Acceptable limits 19-45°
0478 Acceptable limits 16.5-21°	0825 Acceptable limits 19.5-21°
0500 Acceptable limits 17-19°	0830 Acceptable limits 19.5-21.5°
0505 Acceptable limits 17-19.5°	0840 Acceptable limits 19.5-22°
0520 Acceptable limits 17-20°	0850 Acceptable limits 19.5-22.5°
0530 Acceptable limits 17-21°	0860 Acceptable limits 19.5-23°
0535 Acceptable limits 17-21.5°	0870 Acceptable limits 19.5-23.5°
0540 Acceptable limits 17-22°	0910 Acceptable limits 20-20.5°
0545 Acceptable limits 17-24°	0920 Acceptable limits 20-21°
0546 Acceptable limits 17-25°	0930 Acceptable limits 20-21.5°
0547 Acceptable limits 17.5-18.5°	0933 Acceptable limits 20-21.7°
0548 Acceptable limits 17.5-19°	0940 Acceptable limits 20-22°
0550 Acceptable limits 17.5-19.5°	0950 Acceptable limits 20-22.5°
0555 Acceptable limits 17.5-20°	0960 Acceptable limits 20-23°
0570 Acceptable limits 17.5-24°	0965 Acceptable limits 20-23.2°

(Continued)

Table 8 - Supplement

BRIX ADJUSTMENT FACTORS (Cont'd)

NO PREMIUM OR PENALTY (Cont'd)

0970 Acceptable limits 20-23.5°
 0980 Acceptable limits 20-24°
 0985 Acceptable limits 20-24.5°
 0990 Acceptable limits 20-25°
 1000 Acceptable limits 20-26°
 1005 Acceptable limits 20-30°
 1010 Acceptable limits 20-50°
 1020 Acceptable limits 20.5-21.5°
 1026 Acceptable limits 20.5-21.9°
 1030 Acceptable limits 20.5-22°
 1040 Acceptable limits 20.5-22.5°
 1050 Acceptable limits 20.5-23°
 1060 Acceptable limits 20.5-23.5°
 1070 Acceptable limits 20.5-24°
 1080 Acceptable limits 20.5-24.5°
 1090 Acceptable limits 21-22°
 1100 Acceptable limits 21-22.5°
 1103 Acceptable limits 21-22.8°
 1110 Acceptable limits 21-23°
 1120 Acceptable limits 21-23.5°
 1130 Acceptable limits 21-24°
 1140 Acceptable limits 21-24.5°
 1150 Acceptable limits 21-25°
 1165 Acceptable limits 21-27°
 1167 Acceptable limits 21-29°
 1168 Acceptable limits 21.3-22.8°
 1175 Acceptable limits 21.4-22.5°
 1185 Acceptable limits 21.5-22.5°
 1200 Acceptable limits 21.5-23°
 1205 Acceptable limits 21.5-23.2°
 1220 Acceptable limits 21.5-23.5°
 1240 Acceptable limits 21.5-24°
 1250 Acceptable limits 21.5-24.5°
 1260 Acceptable limits 21.5-25°
 1267 Acceptable limits 21.5-30°
 1269 Acceptable limits 21.6-22.6°
 1280 Acceptable limits 21.7-22.7°
 1285 Acceptable limits 21.7-23.2°
 1303 Acceptable limits 21.8-23.4°
 1307 Acceptable limits 21.8-23.8°
 1320 Acceptable limits 22-22.5°

NO PREMIUM OR PENALTY (Cont'd)

1330 Acceptable limits 22-23°
 1340 Acceptable limits 22-23.2°
 1345 Acceptable limits 22-23.5°
 1350 Acceptable limits 22-23.6°
 1360 Acceptable limits 22-24°
 1370 Acceptable limits 22-24.5°
 1380 Acceptable limits 22-25°
 1440 Acceptable limits 22.4-23.4°
 1450 Acceptable limits 22.5-23°
 1460 Acceptable limits 22.5-23.2°
 1470 Acceptable limits 22.5-23.5°
 1490 Acceptable limits 22.5-24°
 1500 Acceptable limits 22.5-24.5°
 1510 Acceptable limits 22.5-25°
 1530 Acceptable limits 22.6-23.6°
 *1550 Acceptable limits 23-23.5°
 1570 Acceptable limits 23-24°
 1580 Acceptable limits 23-24.5°
 1590 Acceptable limits 23-25°
 1640 Acceptable limits 23.5-24.5°
 1670 Acceptable limits 24-26°
 1690 Acceptable limits 25-26°
 1708 Acceptable limits 30-35°
 1710 Acceptable limits 30-40°
 1715 Acceptable limits 30-50°
 1720 Acceptable limits 30-55°
 1725 Acceptable limits 32-40°
 1750 Acceptable limits 35-45°
 1760 Acceptable limits 35-50°

SPECIAL CLASS

1850 Per degree Brix

10-19° BRIX

1880 No premium; - 10% above or below

10-20° BRIX

1900 No premium; - 10% above

10-21° BRIX

1915 No premium; - 10% above

10-22° BRIX

1925 No premium; - 10% above or below

(Continued)

Table 8 - Supplement

BRIX ADJUSTMENT FACTORS (Cont'd)

14-17° BRIX	18° BRIX (Cont'd)
1950 No premium; - 10% above or below	2210 No premium; - 10% to 17°, - 40% below 17°
15-18° BRIX	18-19° BRIX
1955 No premium; - 10% below, min. acceptance 14°	2225 No premium; - 10% min. acceptance 17°
16° BRIX	18-19.5° BRIX
2000 No premium; - 10% min. 14°	2233 No premium; - 10% above or below
16-19° BRIX	2235 No premium; - 10% above or below acceptable limits 17-20°
2025 No premium; - 10% above or below, acceptable limits 15-20°	2240 No premium; - 10% above or below, acceptable limits 17.5-20.5°
16.5° BRIX	18-20° BRIX
2030 No premium; - 10% below	* 2242 No premium; - 10%
2035 No premium; - 10% below, min. acceptance 15.5°	2243 No premium; - 7% above or below
16.5-19° BRIX	2250 No premium; - 10% below, acceptable limits 17-20°
2040 No premium; - 10% above or below, acceptable limits 15.5-20°	2255 No premium; - 10% above or below
16.5-20° BRIX	2275 No premium; - 10% above or below, acceptable limits 17-20.5°
2045 No premium; - 10% below, min. acceptance 15.5°	2280 No premium; - 10% above or below, acceptable limits 17.5-20°
2050 No premium; - 10% above or below, acceptable limits 15.5-21°	2285 No premium; - 10% above or below, acceptable limits 17.5-20.5°
2055 No premium; - 25% below	2290 No premium; - 10% above or below, acceptable limits 17.5-22°
17° BRIX	18-21° BRIX
2075 No premium; - 20% min. 16.5°	2350 No premium; - 10% above or below, acceptable limits 17-22°
17-19° BRIX	2360 No premium; - 15% above or below, acceptable limits 17-22°
2095 No premium; - 10% above or below	18-23° BRIX
2105 No premium; - 10% above or below, acceptable limits 16-20°	2365 No premium; - 10%
17-19.5° BRIX	18.5° BRIX
2130 No premium; - 10% above or below	2380 No premium; - 10% to 17.5°, - 40% below 17.5°
17-20° BRIX	18.5-20° BRIX
2133 No premium; - 10% below, min. acceptance 16°	2385 No premium; - 10% above or below
2137 No premium; - 10% above or below, acceptable limits 16-21°	18.5-20.5° BRIX
17-22° BRIX	2397 No premium; - 10% above or below, acceptable limits 17.5-21.5°
2155 No premium; - 20% to 16°, - 40% below 16°, - 40% above 22°	2398 No premium; - 10% above or below, acceptable limits 18-21°
17.5-20° BRIX	2400 No premium; - 10% above or below, acceptable limits 18-21.5°
2165 No premium; - 10% above or below, acceptable limits 16.5-21°	19° BRIX
18° BRIX	2470 No premium; - 10%
2190 No premium; - 10%	2475 No premium; - 10% min. 16°

(Continued)

Table 8 - Supplement

BRIX ADJUSTMENT FACTORS (Cont'd)

19° BRIX (Cont'd)

2520 + or - 7%, max. 21°, min. 18°

19-20° BRIX

2540 No premium; - 7% above or below

19-21° BRIX

2565 No premium; - 10% below, min. acceptance 18°

2602 No premium; - 10% above or below, acceptable limits 18.5-21.5°

2605 No premium; - 10% above or below, acceptable limits 18-22°

2608 No premium; - 15% above, acceptable limits 19-22°

2610 No premium; - 15% above or below, acceptable limits 18-22°

19-21.5° BRIX

2655 No premium; - 10% above or below, acceptable limits 18-22.5°

2660 No premium; - 10% above or below, acceptable limits 18.5-22°

19.5° BRIX

2770 No premium; - 10% min. 17°

2775 No premium; - 10% min. 18.5°

19.5-21.3° BRIX

2800 No premium; - 10% to 22.3°, - 10% to 19°, - 20% below 19°, acceptable limits 18.5-22.3°

19.5-21.5° BRIX

*2810 No premium; - 10% above or below

2814 No premium; - 10% above or below, acceptable limits 18.5-22.5°

2815 No premium; - 10% above or below, acceptable limits 18.5-23°

2817 No premium; - 10% above, acceptable limits 19.5-22.5°

2823 No premium; - 15% above or below, acceptable limits 18.5-22°

2825 No premium; - 15% above, acceptable limits 19.5-22.5°

19.5-22° BRIX

2826 No premium; - 10% above or below, acceptable limits 18.5-23°

2827 No premium; - 20% above or below, acceptable limits 18.5-23°

19.5-22.5° BRIX

2829 No premium; - 10% above or below, acceptable limits 18.5-23.5°

20° BRIX

2900 No premium; - 5%

20° BRIX (Cont'd)

2905 No premium; - 5% to 19°, - 10% below 19°

2910 No premium; - 10%

2913 No premium; - 10% min. 17°

2915 No premium; - 10% min. 18°

2920 No premium; - 10% min. 19°

2930 No premium; - 10% to 19°, - 40% below 19°

3000 No premium; - flat \$5.00 below

20-21° BRIX

3030 No premium; - 2% per 1/10th degree to 21.5°, then load-by-load basis - 4% per 1/10th degree max. 22°; - 2% per 1/10th degree to 19°, then load-by-load basis - 4% per 1/10th degree min. 18.5°. Loads accepted above 22° or below 18.5° negotiated.

3036 + or - flat \$5.00 below

20-21.5° BRIX

3060 No premium; - 15% above or below, acceptable limits 19-22°

20-22° BRIX

3080 No premium; - 7% above or below

3088 No premium; - 10% below min. acceptance 18°

3090 No premium; - 10% below, min. acceptance 19°

3100 No premium; - 10% above or below, acceptable limits 18.5-23.5°

3110 No premium; - 10% above or below, acceptable limits 19-23°

3130 No premium; - 10% above or below, acceptable limits 19-24°

3135 No premium; - 10% above or below, acceptable limits 19.5-22.5°

3160 No premium; - 15% above or below, acceptable limits 19-23°

3165 No premium; - 20% above or below, acceptable limits 19-23°

20-22.3° BRIX

3190 No premium; - 20% above or below, acceptable limits 19-23.3°

20-23° BRIX

3199 No premium; - 10% min. acceptance 17°

3200 No premium; - 10% below, min. acceptance 19°

3210 No premium; - 10% above or below

3220 No premium; - 20% to 19°, - 40% below 19°, - 40% above 23°

20-24° BRIX

3270 No premium; - 10% below

(Continued)

Table 8 - Supplement

BRIX ADJUSTMENT FACTORS (Cont'd)

20-24° BRIX (Cont'd)	21° BRIX
3275 No premium; - 10% below, acceptable limits 19-24°	4540 No premium; - 5%
3280 No premium; - 10% above or below	4542 No premium; - 5% min. 19°
20.5° BRIX	4550 No premium; - 10%
3370 No premium; - 10% to 19.5°, - 40% below 19.5°	4553 No premium; - 10% min. 17°
3377 + or - \$5.00 per degree	4555 No premium; - 10% min. 18°
20.5-21° BRIX	4560 No premium; - 10% min. 19°
3380 + or - \$5.00 per degree	4570 No premium; - 10% min. 20°
20.5-21.5° BRIX	4575 No premium; - 10% to 20°, - 40% below 20°
4000 No premium; - 2% per 1/10th degree to 22°, then load-by-load basis - 4% per 1/10th degree max. 22.5°; - 2% per 1/10th degree to 19.5°, then load-by-load basis - 4% per 1/10th degree min. 19°. Loads accepted above 22.5° or below 19° price negotiated.	4580 No premium; - 15%
4005 No premium; - 10% above or below	4588 No premium; - 15% min. 19°
20.5-22° BRIX	*4600 + or - 10% max. 22°, min. 19°
4017 No premium; - 10% above or below	4662 + or - 10% max. 26°, min. 18°
4027 No premium; - 15% above or below, acceptable limits 20-22.5°	4663 + or - 10% max. 26°, min. 20°
20.5-22.5° BRIX	*4700 + 10% max. 24°; - 15% min. 19°
4042 No premium; - 10% above or below	4770 + 15% max. 22°; - 10% min. 19°
4045 No premium; - 10% above or below, acceptable limits 19-23.5°	4780 + \$10.00 per tenth degree above 21°, - 15% per degree below
4050 No premium; - 10% above or below, acceptable limits 19.5-23.5°	4781 + or - \$5.00 per degree
4060 No premium; - 10% above or below, acceptable limits 19.5-24°	4782 + or - \$10.00 per degree
4070 No premium; - 10% above or below, acceptable limits 20-23°	4783 + flat \$100.00 above 21°
4075 No premium; - 10% above or below, acceptable limits 20-23.5°	21-22° BRIX
4077 No premium; - 10% above, acceptable limits 20.5-23°	4786 No premium; - 10% below
4078 No premium; - 15% above or below, acceptable limits 19.5-23.5°	4790 No premium; - 10% above or below
4079 No premium; - 20% above or below, min. 19°	4795 No premium; - 15% above or below, acceptable limits 18.5-25.5°
20.5-23° BRIX	4805 + or - \$5.00 per degree
4090 No premium; - 15% above or below, acceptable limits 19.5-24°	21-22.5° BRIX
4098 No premium; - 20% to 19°, - 40% below 19°, - 40% above 23°	4813 No premium; - 10% above or below
4100 No premium; - 20% above or below, acceptable limits 19.5-24°	4820 No premium; - 15% above or below, acceptable limits 20-23.5°
20.5-24° BRIX	21-23° BRIX
4200 No premium; - 10% below, min. acceptance 19.5°	4840 No premium; - 10% below
	**4843 No premium; - 10% below, min. acceptance 21°
	4845 No premium; - 10% below, min. acceptance 19°
	4847 No premium; - 10% below, min. acceptance 20°
	4850 No premium; - 10% above or below
	4860 No premium; - 10% above or below, acceptable limits 20-23.5°
	4890 No premium; - 10% above or below, acceptable limits 20-24°

** Out of order, should follow 4847.

(Continued)

Table 8 - Supplement

BRIX ADJUSTMENT FACTORS (Cont'd)

21-23° BRIX (Cont'd)	21.5° BRIX (Cont'd)
4970 No premium; - 15% above or below, acceptable limits 20-24°	6070 No premium; - 10% below
4975 No premium; - 10% above or below, acceptable limits 20.5-23.5°	6075 + 5% above, no penalty
4978 No premium; - 15% above or below, acceptable limits 20-24°	6077 + or - \$5.00 per degree
5000 No premium; - 20% to 19°, - 40% below 19°, - 40% above 23°	21.5-23° BRIX
5005 No premium; - 20% to 20°, - 40% below 20°, - 40% above 23°	6080 No premium; - 2% per 1/10th degree to 23.5°, then load-by-load basis - 4% per 1/10th degree max. 24°; - 2% per 1/10th degree to 21°, then load-by-load basis - 4% per 1/10th degree min. 20.5°. Loads accepted above 24° or below 20.5° price negotiated.
5010 No premium; - 20% above or below, acceptable limits 20-24°	6097 No premium; - 10% above or below
21-23.5° BRIX	6098 No premium; - 10% below, acceptable limits 19-23°
5035 No premium; - 10% above or below, acceptable limits 20-24°	6100 No premium; - 10% above or below, acceptable limits 20.5-24°
5040 No premium; - 10% above or below, acceptable limits 20-24.5°	6110 No premium; - 15% above or below, acceptable limits 20.5-24°
5045 No premium; - 15% above or below, acceptable limits 20-24.5°	21.5-23.5° BRIX
5050 No premium; - 20% above or below, acceptable limits 20-24.5°	6130 No premium; - 10% above or below
21-23.8° BRIX	6150 No premium; - 10% above or below, acceptable limits 20-24°
5070 No premium; - 10% above or below, acceptable limits 20-24.8°	6160 No premium; - 10% above or below, acceptable limits 20.5-24°
21-24° BRIX	6170 No premium; - 10% above or below, acceptable limits 20.5-24.5°
5077 No premium; - 10% below	6175 No premium; - 10% above or below, acceptable limits 20.5-25°
5080 No premium; - 10% below, min. acceptance 20°	6190 No premium; - 10% above or below, acceptable limits 21-24°
5082 No premium; - 10%, acceptable limits 20-24°	6193 No premium; - 15% below
5090 No premium; - 10% above or below, acceptable limits 19-25°	6197 No premium; - 15% above or below, acceptable limits 20.5-24°
5093 No premium; - 15% above or below, acceptable limits 20-25°	6200 No premium; - 15% above or below, acceptable limits 20.5-24.5°
5095 No premium; - 20% above or below, acceptable limits 20-24.5°	6207 No premium; - 20% above or below, min. 19°
5104 No premium; - 20% to 19°, - 40% below 19°, - 40% above 24°	6210 No premium; - 20% above or below, acceptable limits 20.5-24.5°
5105 No premium; - 20% to 20°, - 40% below 20°, - 40% above 24°	6215 No premium; - 20% above or below, acceptable limits 21-24°
21-24.9° BRIX	21.5-24° BRIX
5140 - 30% above or below acceptable limits 18-26°	6236 No premium; - 10% below, acceptable limits 20.5-24°
21-25° BRIX	6240 No premium; - 10% below, min. acceptance 20.5°
5210 (+ 15% within range), base price above or below	6245 No premium; - 10% below, acceptable limits 20.5-24°
21-26° BRIX	6255 No premium; - 10% above or below, acceptable limits 20.5-25°
5300 No premium; - 30% above or below	6260 No premium; - 20% to 20°, - 40% below 20°, - 40% above 24°
21.5° BRIX	6270 No premium; - 20% above or below, acceptable limits 20.5-25°
6065 No premium; - 6% below	21.5-24.5° BRIX
	6300 No premium; - 6% below, acceptable limits 20.5-24.5°

(Continued)

Table 8 - Supplement

BRIX ADJUSTMENT FACTORS (Cont'd)

21.5-24.5° BRIX (Cont'd)	22-23° BRIX (Cont'd)
6310 (+ flat 10% within range), base price above or below	6927 No premium; - 20% above or below, acceptable limits 21-24°
21.5-24.9° BRIX	6928 No premium; - 20% to 19°, - 40% below 19°, - 40% above 23°
6320 - 30% above or below acceptable limits 18-26°	6935 No premium; - \$100.00 below
21.5-26° BRIX	6936 + or - flat \$5.00
6330 No premium; - 20% to 20°, - 40% below 20°, - 40% above 26°	6937 + or - \$5.00 per degree
22° BRIX	22-23.5° BRIX
6380 No premium; - flat 8% below, max. acceptance 24°	6945 No premium; - 5% above or below, acceptable limits 21-24.5°
6400 No premium; - 10%	6960 No premium; - 10% above or below
6410 No premium; - 10% min. 21°	6970 No premium; - 10% above or below, acceptable limits 21-24.5°
6412 No premium; - 10% to 21°, - 40% below 21°	6980 No premium; - 10% above or below, acceptable limits 21.5-24°
6420 No premium; - 15% min. 21°	6985 No premium; - 10% to 24°, - 20% above 24°, - 10% to 21.5°, - 20% below 21.5°
6425 No premium; - 20%	6993 No premium; - 15% above or below, acceptable limits 20.5-24°
6440 + or - 10%	6995 No premium; - 15% above or below, acceptable limits 20.5-24.5°
6445 + or - 10%, min. 20°	6997 No premium; - 15% above or below, acceptable limits 21-24°
6450 + or - 10% max. 23°	7000 No premium; - 15% above or below, acceptable limits 21-24.5°
6452 + or - 10% max. 23°, min. 21°	7005 No premium; - 20% above or below
6470 + or - 10% max. 23.5°, min. 19°	7010 No premium; - \$200.00 above or below
6473 + or - 10% max. 24°	7020 (+ flat 10% within range), base price above or below
6490 + or - 10% max. 24°, min. 20°	7022 (+ flat 10% within range), base price above or below, acceptable limits 21-24.5°
6510 + or - 10% max. 24°, min. 21°	7025 (+ flat 10% within range), base price above or below acceptable limits 21-25°
6512 + or - 10% max. 26°, min. 21°	22-24° BRIX
6515 + or - 10% max. 26°, min. 21°	7050 No premium; - 10% below
6620 + or - 15% max. 23°	7055 No premium; - 10% below, min. acceptance 21°
6635 + or - 15% max. 23°, min. 21°, acceptable limits 21-24°	7060 No premium; - 10% below, acceptable limits 21-24°
6650 + or - flat \$5.00	7070 No premium; - 10% above or below
6655 + or - \$5.00 per degree	7090 No premium; - 10% above or below, acceptable limits 21-24.5°
6670 + \$10.00 per tenth degree above 22°, - 15% per degree below	7100 No premium; - 10% above or below, acceptable limits 21-25°
22-22.5° BRIX	7105 No premium; - 10% above or below, acceptable limits 21.5-24.5°
6800 No premium; - 10% above or below	** 7108 No premium; - 13.3% above, - 10% below
22-23° BRIX	7113 No premium; - 10% to 24.5°, - 20% to 25°, - 30% above 30°; - 10% to 21.5°, - 20% to 21°, - 30% below 21°
6880 No premium; - 10% below	7114 No premium; - 15% above or below
6900 No premium; - 2% per 1/10th degree to 23.5°, then load-by-load basis - 4% per 1/10th degree max. 24°; - 2% per 1/10th degree to 21.5°, then load-by-load basis - 4% per 1/10th degree min. 21°. Loads accepted above 24° or below 21° price negotiated.	
6905 No premium; - 10% below, min. acceptance 21°	
6910 No premium; - 10% above or below	
6926 No premium; - 15% above or below, acceptable limits 21-24°	

** Out of order, should follow 7113.

(Continued)

Table 8 - Supplement

BRIX ADJUSTMENT FACTORS (Cont'd)

22-24° BRIX (Cont'd)	22.5-23.5° BRIX (Cont'd)
7115 No premium; - 15% above or below, acceptable limits 19.5-24.5°	7595 No premium; - 10% above or below, acceptable limits 21.5-24.5°
7116 No premium; - 15% above or below, acceptable limits 19.5-26°	7610 No premium; - 15% above or below, acceptable limits 21-24°
7117 No premium; - 15% above or below, acceptable limits 20-26°	7635 (+ flat 10% within range), base price above or below
7118 No premium; - 15% above or below, acceptable limits 20-26.5°	7640 (+ flat 20% within range), base price above or below acceptable limits 21.5-24.5°
7119 No premium; - 15% above or below, acceptable limits 22-25°	22.5-24° BRIX
**7120 No premium; - 15% above or below, acceptable limits 21-24.5°	7680 No premium; - 10% above or below
7123 No premium; - 20% below, acceptable limits 20-24°	7690 No premium; - 10% above or below, acceptable limits 22-25°
7125 No premium; - 20% above or below, acceptable limits 21-25°	7700 No premium; - 15% above or below
22-24.5° BRIX	7705 No premium; - 15% above or below, acceptable limits 21-24°
7160 No premium; - 10% below	7720 (+ flat 10% within range), base price above or below
7165 No premium; - 10% above or below, acceptable limits 21-25.5°	22.5-24.5° BRIX
7175 No premium; - 15% min. 21°	7790 No premium; - 10% above or below
7183 No premium; - 20% to 21°, - 40% below 21°, - 40% above 24.5°	7810 No premium; - 20% to 21°, - 40% below 21°, - 40% above 24.5°
7185 No premium; - 20% min. 20.5°	22.5-25° BRIX
22-25° BRIX	7830 No premium; - 20% to 21°, - 40% below 21°, - 40% above 25°
7285 No premium; - 20% to 21°, - 40% below 21°, - 40% above 25°	22.6-24° BRIX
22-25.5° BRIX	7845 - 15% below, acceptable limits 19-24°
7290 No premium; - 20% to 20°, - 40% below 20°, - 40% above 25.5°	7850 - 15% below, acceptable limits 20-24°
22.1-23.5° BRIX	7851 - 15% below, acceptable limits 21-24°
7300 No premium; - 10% below	23° BRIX
22.2-23.7° BRIX	7915 No premium; - 10% min. 21°
7350 (+ flat 10% within range), base price above or below	8060 + or - \$5.00 per degree
22.5° BRIX	23-24.5° BRIX
7520 + or - \$5.00 per degree	8210 No premium; - 20% to 21°, - 40% below 21°, - 40% above 24.5°
7525 + or - \$10.00 per degree	23-25° BRIX
22.5-23° BRIX	8215 No premium; - 20% to 21°, - 40% below 21°, - 40% above 25°
7540 No premium; - 10% min. acceptance 22°	8220 No premium; - flat 50% below
7545 + or - \$10.00 per degree	23.5° BRIX
22.5-23.5° BRIX	8230 + or - 10% max. 24°, min. 21°
7590 No premium; - 2% per 1/10th degree to 24°, then load-by-load basis - 4% per 1/10th degree max. 24.5°; - 1% per 1/10th degree to 22°, then load-by-load basis - 4% per 1/10th degree min. 21.5°. Loads accepted above 24.5° or below 21.5° price negotiated.	24° BRIX (Cont'd)
** Out of order, should follow 7123.	* 8300 + 10% above

TABLE 9: TONS OF GRAPES CRUSHED TO GROWERS' ACCOUNTS BY CALIFORNIA PROCESSORS FROM THE 1989 CROP BY TYPE, VARIETY, AND REPORTING DISTRICT WHERE GROWN

(SEE EXPLANATION OF TABLES, PAGE 3)

TYPE AND VARIETY	1	2	3	4	5	6	7	8	9	10
TONS										
RAISIN GRAPES:										
MUSCATS	.0	.0	.0	.0	.0	.0	.0	.0	.0	.0
THOMPSON SEEDLESS	.0	.0	.0	.0	.0	.0	.0	.0	.0	.0
TOTAL RAISIN	.0	.0	.0	.0	.0	.0	.0	.0	.0	.0
TABLE GRAPES:										
CONCORD	.0	.0	.0	.0	.0	.0	.0	.0	.0	.0
FLAME SEEDLESS	.0	.0	.0	.0	.0	.0	.0	.0	.0	.0
ITALIA	.0	.0	.0	.0	.0	.0	.0	.0	.0	.0
TOKAY	.0	.0	.0	.0	.0	.0	.0	.0	.0	.0
TOTAL TABLE	.0	.0	.0	.0	.0	.0	.0	.0	.0	.0
WINE GRAPES (WHITE):										
BURGER	.0	.0	.0	.0	.0	.0	.0	.0	.0	.0
CATARRATTO	.0	.0	.0	.0	.0	.0	.0	.0	.0	.0
CHARDONNAY	595.2	134.6	556.0	1,111.3	33.0	6.7	4.5	578.3	18.4	34.3
CHENIN BLANC	211.1	.0	104.2	26.0	.0	18.2	.0	.0	.0	64.3
EMERALD RIESLING	.0	.0	.0	.0	.0	.0	.0	.0	.0	.0
FLORA	.0	.0	.0	.0	.0	.0	.0	.0	.0	.0
FRENCH COLOMBARD	165.1	.0	.0	1.8	.0	.0	.0	.0	16.8	.0
GEWURZTRAMINER	217.0	.0	76.3	.0	.0	22.7	.0	.0	.0	.0
MALVASIA BIANCA	.0	.0	.0	.0	.0	.0	.0	.0	.0	.0
MUSCAT BLANC/MUSCAT CANELLI	.0	.0	.0	.0	.0	.0	.0	.0	.0	.0
PINOT BLANC	.0	.0	.0	.0	.0	.0	.0	.0	.0	.0
SAUVIGNON BLANC	754.5	349.4	354.2	117.9	.0	.0	103.6	141.2	22.6	70.2
SEMILLON	.0	19.6	.0	.0	.0	.0	.0	28.5	.0	17.9
ST. EMILION (UGNI BLANC)	.0	.0	.0	.0	.0	.0	.0	.0	.0	.0
SYMPHONY	.0	.0	.0	.0	.0	.0	.0	.0	.0	.0
WHITE RIESLING	.0	41.9	4.0	1.0	.0	17.9	216.6	15.2	.0	3.7
OTHER WHITE A/	.0	.0	.0	.0	.0	.0	.0	.0	.0	.0
TOTAL WHITE	1,942.9	545.5	1,094.7	1,258.0	33.0	65.5	324.7	763.2	57.8	190.4
WINE GRAPES (RED):										
ALICANTE BOUSCHET	.0	.0	.0	.0	.0	.0	.0	.0	.0	.0
BARBERA	.0	.0	.0	.0	.0	.0	.0	.0	.0	.0
CABERNET FRANC	.0	.0	45.2	48.7	.0	.0	.0	.0	.0	.0
CABERNET SAUVIGNON	228.6	118.7	327.6	371.9	161.0	7.9	52.8	94.7	6.4	.0
CARIGNANE	66.5	.0	6.2	.0	.0	.0	.0	.0	.0	.0
GAMAY (NAPA)	.0	108.1	7.8	212.6	44.3	.0	49.9	.0	.0	.0
GRENACHE	.0	.0	.0	.0	.0	.0	.0	.0	.0	.0
MERLOT	.0	.0	50.9	64.0	.0	.0	.0	31.0	.0	.0
MEUNIER	.0	.0	7.9	.0	.0	.0	.0	.0	.0	.0
MISSION	.0	.0	.0	.0	.0	.0	.0	.0	.0	.0
MUSCAT HAMBURG	.0	.0	.0	.0	.0	36.0	.0	.0	.0	.0
PETITE SIRAH	22.3	.0	.0	27.3	19.8	.0	48.1	.0	.0	.0
PETITE VERDOT	.0	.0	.0	1.1	.0	.0	.0	.0	.0	.0
PINOT NOIR	157.0	.0	540.7	20.2	.0	2.2	2.5	118.3	.0	.0
ROYALTY	.0	.0	.0	.0	.0	.0	.0	.0	.0	.0
RUBIRED	.0	.0	.0	.0	.0	.0	.0	.0	.0	.0
RUBY CABERNET	.0	.0	.0	4.9	.0	.0	.0	.0	.0	.0
SYRAH/FRENCH SYRAH-SHIRAZ	.0	.0	.0	.0	.0	.0	.0	0.3	.0	.0
VALDEPENAS	.0	.0	.0	.0	.0	.0	.0	.0	.0	.0
ZINFANDEL	23.5	.0	71.5	80.0	.0	25.0	577.2	114.2	8.8	152.0
OTHER RED A/	.0	.0	.0	.0	.0	.0	.0	.0	.0	.0
TOTAL RED	497.9	226.8	1,057.8	830.7	225.1	71.1	730.5	358.5	15.2	152.0
TOTAL WINE	2,440.8	772.3	2,152.5	2,088.7	258.1	136.6	1,055.2	1,121.7	73.0	342.4
TOTAL ALL VARIETIES	2,440.8	772.3	2,152.5	2,088.7	258.1	136.6	1,055.2	1,121.7	73.0	342.4

(Continued)

TABLE 9: TONS OF GRAPES CRUSHED TO GROWERS' ACCOUNTS BY CALIFORNIA PROCESSORS FROM THE 1989 CROP BY TYPE, VARIETY, AND REPORTING DISTRICT WHERE GROWN (CONT'D)

(SEE EXPLANATION OF TABLES, PAGE 3)

TYPE AND VARIETY	1989 STATE							1988 STATE	
	11	12	13	14	15	16	17	TOTAL	TOTAL
----- TONS -----									
RAISIN GRAPES:									
MUSCATS	.0	.0	.0	286.5	.0	.0	.0	286.5	3.7
THOMPSON SEEDLESS	.0	.0	.0	707.2	.0	.0	.0	707.2	.0
TOTAL RAISIN	.0	.0	.0	993.7	.0	.0	.0	993.7	3.7
TABLE GRAPES:									
CONCORD	.0	.0	.0	.0	.0	.0	.0	.0	0.3
FLAME SEEDLESS	.0	.0	.0	21.2	.0	.0	.0	21.2	.0
ITALIA	.0	.0	.0	.0	.0	.0	.0	.0	425.4
TOKAY	1,206.4	.0	.0	.0	.0	.0	.0	1,206.4	.0
TOTAL TABLE	1,206.4	.0	.0	21.2	.0	.0	.0	1,227.6	425.7
WINE GRAPES (WHITE):									
BURGER	1,231.7	.0	.0	.0	.0	.0	.0	1,231.7	.0
CATARRATTO	.0	.0	.0	.0	.0	.0	.0	.0	34.0
CHARDONNAY	1,919.6	.0	405.3	.0	.0	.0	.0	5,397.2	2,875.4
CHENIN BLANC	.0	153.9	785.7	.0	.0	.0	.0	1,363.4	262.5
EMERALD RIESLING	.0	.0	.0	.0	.0	.0	.0	.0	1,237.9
FLORA	.0	.0	.0	.0	.0	.0	.0	.0	4.3
FRENCH COLOMBARD	.0	179.7	.0	.0	.0	.0	.0	363.4	1,261.7
GEWURZTRAMINER	.0	.0	.0	.0	.0	.0	.0	316.0	18.8
MALVASIA BIANCA	.0	.0	300.9	.0	.0	.0	.0	300.9	2.0
MUSCAT BLANC/MUSCAT CANELLI	.0	.0	.0	.0	11.0	.0	.0	11.0	4.2
PINOT BLANC	.0	.0	.0	.0	.0	.0	.0	.0	45.5
SAUVIGNON BLANC	754.4	384.2	544.2	.0	.0	.0	.0	3,596.4	629.4
SEMILLON	.0	.0	.0	.0	.0	.0	.0	66.0	47.2
ST. EMILION (UGNI BLANC)	.0	.0	.0	.0	29.5	.0	.0	29.5	65.0
SYMPHONY	6.5	.0	16.1	.0	4.0	.0	.0	26.6	3.0
WHITE RIESLING	474.8	.0	.0	.0	.0	.0	.0	775.1	143.4
OTHER WHITE A/	.0	.0	.0	.0	.0	.0	.0	.0	23.0
TOTAL WHITE	4,387.0	717.8	2,052.2	.0	44.5	.0	.0	13,477.2	6,657.3
WINE GRAPES (RED):									
ALICANTE BOUSCHET	.0	.0	.0	.0	.0	.0	.0	.0	69.6
BARBERA	.0	.0	.0	.0	.0	.0	.0	.0	23.2
CABERNET FRANC	.0	.0	.0	.0	.0	.0	.0	93.9	27.0
CABERNET SAUVIGNON	202.1	673.0	86.9	.0	.0	.0	.0	2,331.6	2,011.3
CARIGNANE	.0	.0	.0	.0	.0	.0	.0	72.7	.0
GAMAY (NAPA)	.0	.0	578.5	.0	.0	.0	.0	1,001.2	36.3
GRENACHE	.0	.0	.0	.0	.0	.0	.0	.0	12.1
MERLOT	2.0	.0	272.8	.0	.0	.0	.0	420.7	46.4
MEUNIER	.0	.0	.0	.0	.0	.0	.0	7.9	.0
MISSION	.0	436.3	.0	.0	.0	.0	.0	436.3	.0
MUSCAT HAMBURG	.0	.0	.0	.0	.0	.0	.0	36.0	16.2
PETITE SIRAH	.0	.0	456.9	.0	.0	.0	.0	574.4	55.1
PETITE VERDOT	.0	.0	.0	.0	.0	.0	.0	1.1	.0
PINOT NOIR	.0	.0	40.6	.0	.0	.0	.0	881.5	134.9
ROYALTY	.0	211.7	.0	.0	.0	.0	.0	211.7	.0
RUBIRED	.0	.0	.0	.0	.0	.0	.0	.0	160.2
RUBY CABERNET	.0	22.3	.0	.0	.0	.0	.0	27.2	51.1
SYRAH/FRENCH SYRAH-SHIRAZ	0.8	.0	.0	.0	.0	.0	.0	1.1	.0
VALDEPENAS	.0	39.9	.0	.0	.0	.0	.0	39.9	.0
ZINFANDEL	2,783.3	662.5	718.4	.0	60.8	.0	.0	5,277.2	470.0
OTHER RED A/	24.0	.0	.0	.0	.0	.0	.0	24.0	.0
TOTAL RED	3,012.2	2,045.7	2,154.1	.0	60.8	.0	.0	11,438.4	3,113.4
TOTAL WINE	7,399.2	2,763.5	4,206.3	.0	105.3	.0	.0	24,915.6	9,770.7
TOTAL ALL VARIETIES	8,605.6	2,763.5	4,206.3	1,014.9	105.3	.0	.0	27,136.9	10,200.1

A/ OTHER CATEGORIES INCLUDE MINOR VARIETIES AS WELL AS MIXED VARIETIES.