

**FINAL  
GRAPE CRUSH REPORT  
1990 CROP**

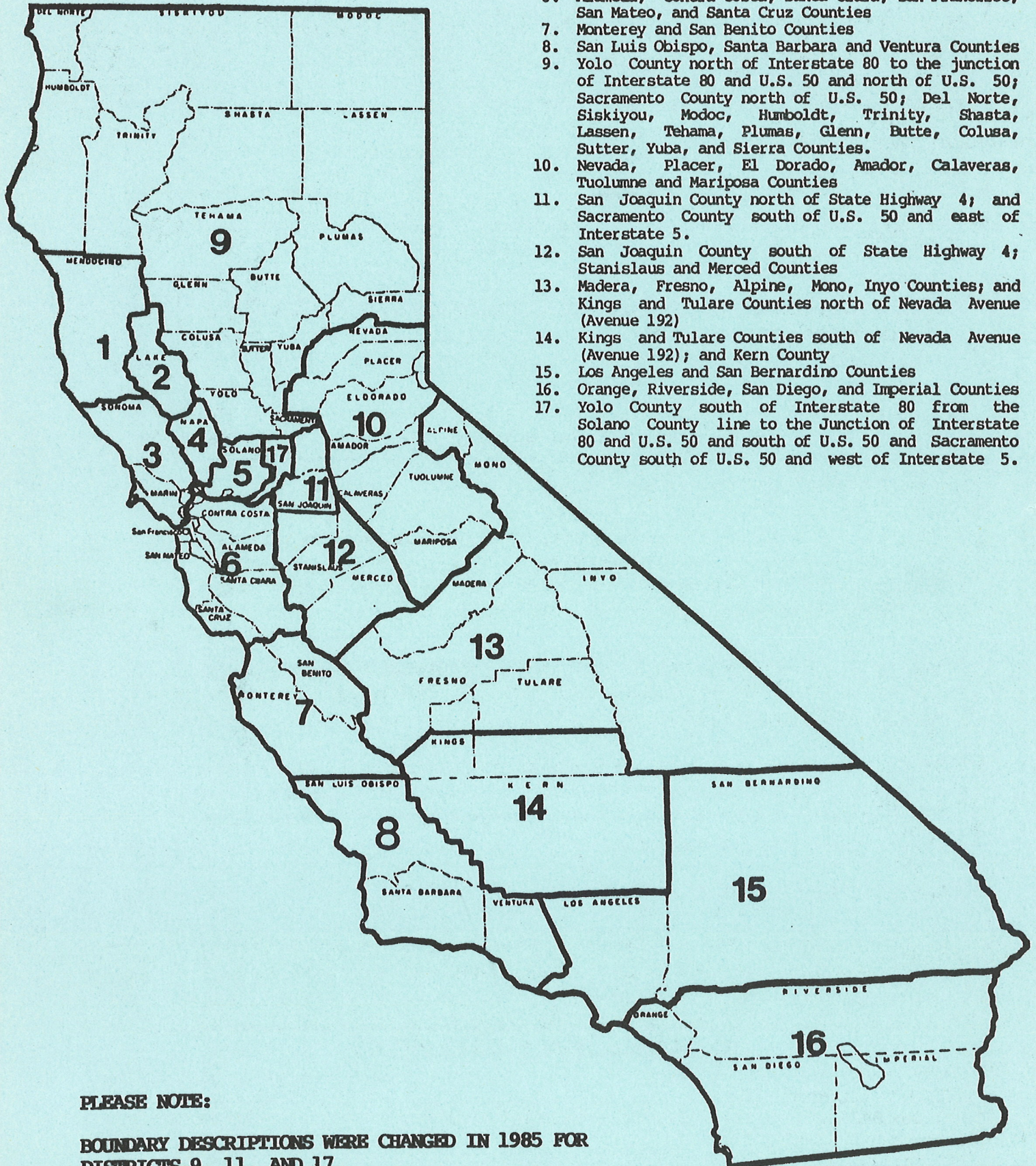
**MARCH 11, 1991**

**CALIFORNIA DEPARTMENT OF FOOD AND AGRICULTURE  
SACRAMENTO, CALIFORNIA**

**HENRY J. VOSS, DIRECTOR**

# MAP & DEFINITIONS OF CALIFORNIA GRAPE PRICING DISTRICTS

1. Mendocino County
2. Lake County
3. Sonoma and Marin Counties
4. Napa County
5. Solano County
6. Alameda, Contra Costa, Santa Clara, San Francisco, San Mateo, and Santa Cruz Counties
7. Monterey and San Benito Counties
8. San Luis Obispo, Santa Barbara and Ventura Counties
9. Yolo County north of Interstate 80 and U.S. 50 and north of U.S. 50; Sacramento County north of U.S. 50; Del Norte, Siskiyou, Modoc, Humboldt, Trinity, Shasta, Lassen, Tehama, Plumas, Glenn, Butte, Colusa, Sutter, Yuba, and Sierra Counties.
10. Nevada, Placer, El Dorado, Amador, Calaveras, Tuolumne and Mariposa Counties
11. San Joaquin County north of State Highway 4; and Sacramento County south of U.S. 50 and east of Interstate 5.
12. San Joaquin County south of State Highway 4; Stanislaus and Merced Counties
13. Madera, Fresno, Alpine, Mono, Inyo Counties; and Kings and Tulare Counties north of Nevada Avenue (Avenue 192)
14. Kings and Tulare Counties south of Nevada Avenue (Avenue 192); and Kern County
15. Los Angeles and San Bernardino Counties
16. Orange, Riverside, San Diego, and Imperial Counties
17. Yolo County south of Interstate 80 from the Solano County line to the Junction of Interstate 80 and U.S. 50 and south of U.S. 50 and Sacramento County south of U.S. 50 and west of Interstate 5.



**PLEASE NOTE:**

**BOUNDARY DESCRIPTIONS WERE CHANGED IN 1985 FOR DISTRICTS 9, 11, AND 17.**

# TABLE OF CONTENTS

	<u>PAGE</u>
<b>GRAPE CRUSH EXPLANATIONS</b> . . . . .	1
<b>TABLE 1:</b> Grapes for Crushing: State totals by type and variety, weighted average degrees Brix, and weighted average dollars per ton, 1989-90 . . .	6
<b>TABLE 2:</b> Tons of grapes crushed by California processors from the 1990 crop by type, variety, and reporting district where grown, with comparisons . . . . .	8
<b>TABLE 3:</b> Weighted average degrees Brix for all grapes crushed by California processors from the 1990 crop by type, variety, and reporting district where grown, with comparisons . . . . .	12
<b>TABLE 4:</b> Tons of grapes purchased for wine, concentrate, juice, vinegar, and beverage brandy, by California processors from the 1990 crop by type, variety, and reporting district where grown, with comparisons . . . . .	14
<b>TABLE 5:</b> Weighted average degrees Brix for all grapes purchased for wine, concentrate, juice, vinegar, and beverage brandy, by California processors from the 1990 crop by type, variety, and reporting district where grown, with comparisons . . . . .	18
<b>TABLE 6:</b> Weighted average grower returns per ton, delivered basis, purchased for wine, concentrate, juice, vinegar, and beverage brandy, by California processors from the 1990 crop by type, variety, and reporting district where grown, with comparisons . . . . .	20
<b>TABLE 7:</b> Tons of grapes purchased by California processors as distilling material other than beverage brandy from the 1990 crop by type and variety, with comparisons . . . . .	24
<b>TABLE 8:</b> Base price paid to growers for grapes crushed, delivered to California processors, from the 1990 crop, with Brix factors and percent of purchased tonnage, by type, variety, reporting district where grown, and weighted average base price . . . . .	25
<b>TABLE 8:</b> (Supplement) Brix adjustment factor . . . . .	57
<b>TABLE 9:</b> Tons of grapes crushed to growers' accounts by California processors from the 1990 crop by type, variety, and reporting district where grown, with comparisons . . . . .	66

---

## COMPILED AND PUBLISHED BY:

California Agricultural Statistics Service  
1220 N Street, Room 243  
P.O. Box 942871  
Sacramento, CA 94271-0001  
(916) 445-3214

AND

Federal-State Market News Service  
1220 N Street, Room 216  
P.O. Box 942871  
Sacramento, CA 94271-0001  
(916) 445-5721



# GRAPE CRUSH REPORT OVERVIEW

Information contained in this Report was supplied by processors to fulfill the reporting requirements of Section 55601.5 of the Food and Agricultural Code.

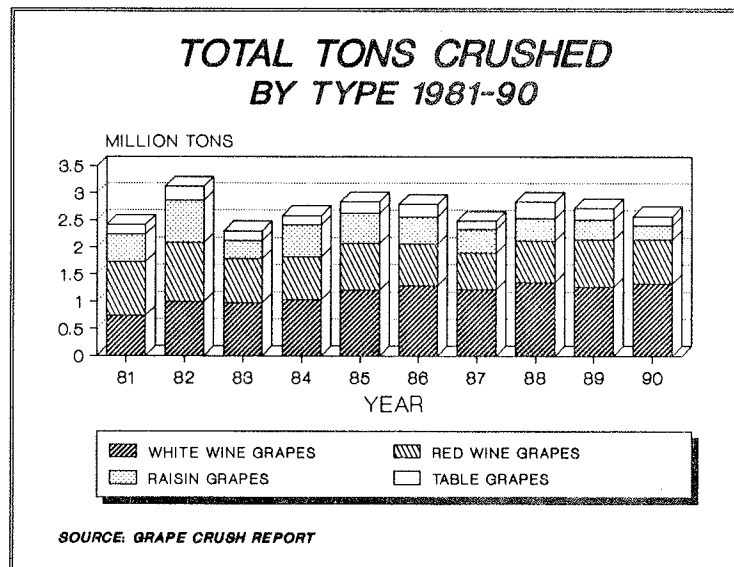
The Final Grape Crush Report includes all grape tonnage crushed and purchased during the 1990 season. Changes in tonnage, Brix and prices from the preliminary report to this final report were due to: additional purchased tonnage and prices from reference price contracts that were in effect prior to January 1, 1977 and were priced by February 25, 1991; late reports; and corrections to the original data. Reporting errors by some processors have caused a change in some district/variety entries.

Details of the crushed tonnage, degrees Brix and weighted average prices were reported by grape type and variety as well as by grape pricing district. The 17 districts refer to the area in which the grapes were grown as defined in the Administrative Code. A district map is located on the inside of the front cover.

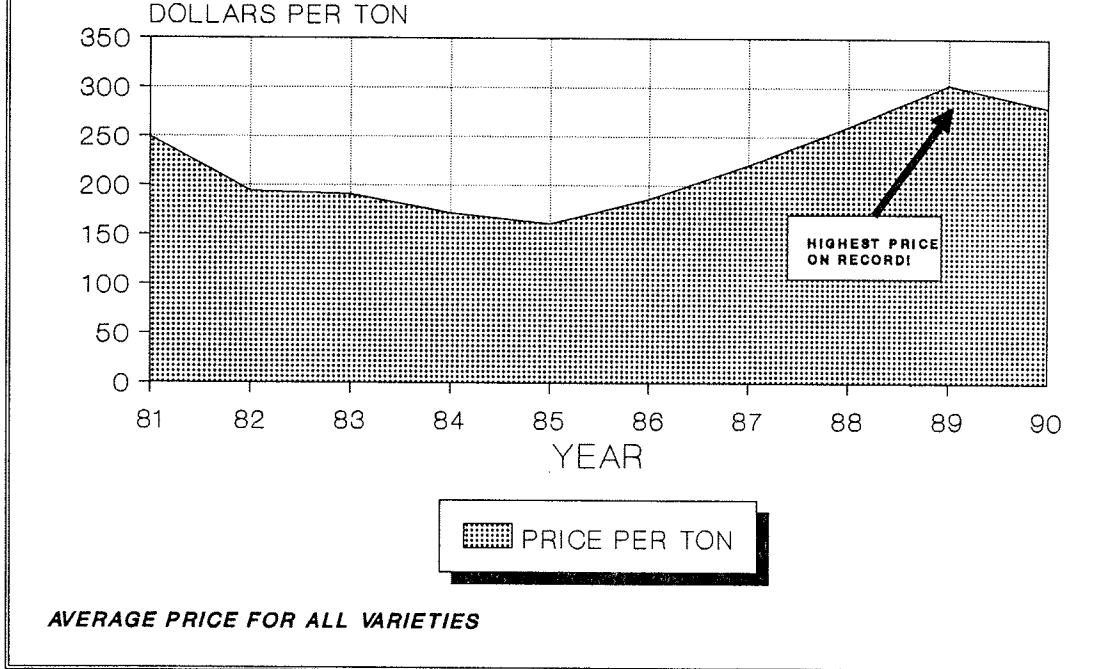
## SUMMARY OF GRAPE TONNAGES AND PRICES

The 1990 crush totaled 2,570,707 tons, down 6 percent from the 1989 crush and 17 percent less than the record-large 1982 harvest of 3,115,531 tons. White wine varieties continued to account for the largest share of all grapes crushed, at 1,330,840, up 5 percent from 1989. The 1990 red wine variety crush totaled 804,294 tons, down 8 percent from 1989. Tons crushed for raisin and table type varieties were down 27 percent and 20 percent, respectively from 1989. (See chart below.)

California grape growers received an average price of \$279.56 per ton for grapes crushed in 1990, down 8 percent from the 1989 record high average price. This is the first drop in average price for grapes crushed since the 1985 crop year. (See chart page 2.) These price levels were not adjusted for inflation.



## *PRICE PAID PER TON GROWER RETURN DECREASES*

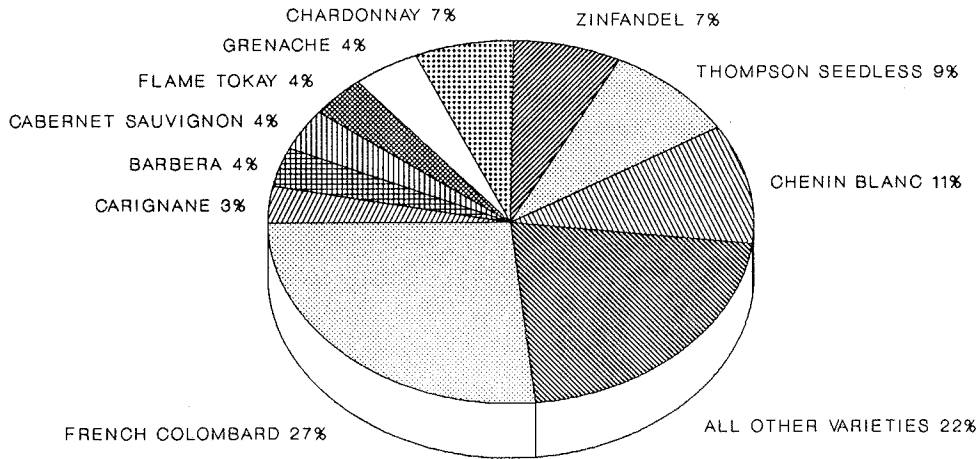


### **LEADING GRAPE VARIETIES AND DISTRICTS**

French Colombard, the most widely planted wine grape variety in California, continued its dominance with approximately 27 percent of the crush volume. Chenin Blanc surpassed Thompson Seedless, a raisin variety grape, for second place with approximately 11 percent of the total crush. Thompson Seedless dropped to third place with approximately 9 percent of the total crush. The remaining top ten varieties were all wine varieties except the seventh largest -- Flame Tokay which falls into the table grape classification.

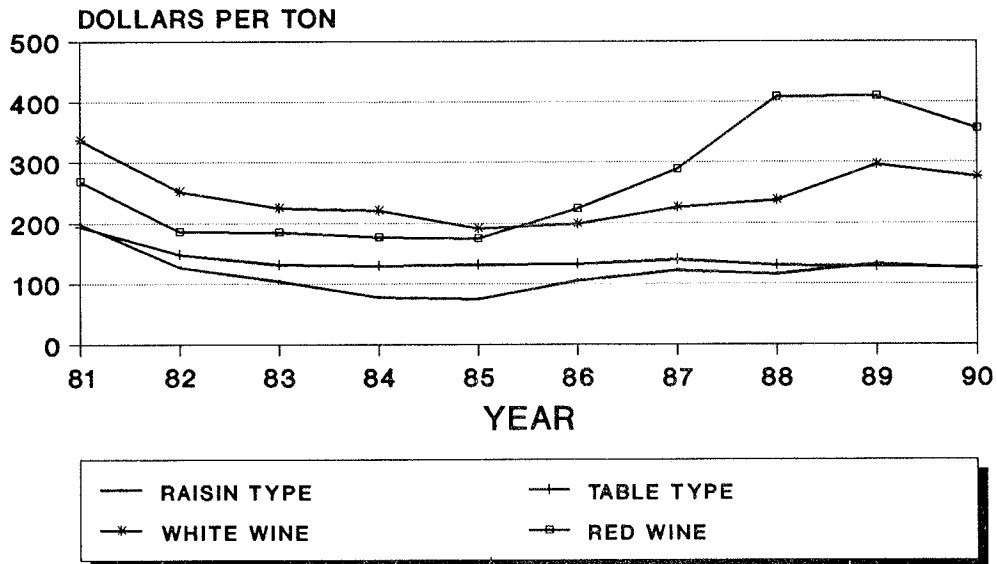
Grapes produced in District 4 (Napa County) received the highest average price of \$1,241.50 per ton, up 8 percent from 1989. District 3 (Sonoma and Marin counties) received the second highest return of \$977.18, up 5 percent from 1989. Of the grapes grown Statewide, four of the top five varieties receiving the highest average price were red type varieties. Petite Verdot received the highest average price of \$1,406.63 per ton followed by Cabernet Franc at \$1,298.91 per ton and Merlot at \$1,220.35 per ton. The 1990 Chardonnay price of \$1,128.33 was down 8 percent from last year, while the 1990 Cabernet Sauvignon price of \$977.16 was down 5 percent from last year. The average price for Zinfandel grapes continued to decline. This year's average price of \$391.34 was 28 percent lower than last year and 52 percent lower than the 1988 record high average price of \$817.48.

# LEADING VARIETIES CRUSHED 1990 CROP



PERCENT OF TOTAL CRUSH

# GRAPE PRICE PER TON BY TYPE OF GRAPE, 1981-90



SOURCE: GRAPE CRUSH REPORT

## EXPLANATION OF TABLES

**TABLE 1** is a summary of the 1990 crop State totals by grape type and varieties that are shown in detail by grape pricing districts in Tables 2 through 6. State totals and averages for 1989 are shown for comparison.

**TABLE 2** includes over-the-scale fresh tonnage of all grapes crushed by California processors from the 1990 crop. Over-the-scale fresh weight tonnage includes materials other than grapes (MOG) and defects. This table is broken down by the 17 grape pricing districts and by variety. State totals for 1989 are shown for comparison. Crushed tonnage includes all grapes crushed whether: grown and crushed by processors; purchased and crushed by processors; crushed by cooperatives, juice manufacturers, etc.; or crushed for others, including growers.

**TABLE 3** shows the weighted average degrees Brix for all grapes crushed (TABLE 2) by California processors from the 1990 crop. The weighted average degrees Brix is reported by grape pricing districts and variety. State averages for 1989 are shown for comparison.

**TABLE 4** includes net weight fresh tonnage of all grapes purchased for wine, concentrate, juice, vinegar, and beverage brandy by California processors from the 1990 crop. Net weight fresh tonnage does not include material other than grapes (MOG) and defects or other weight adjustments deducted from gross weight. The purchased tonnage is reported by variety and grape pricing districts. State totals for 1989 are shown for comparison. TABLE 4 does not include tonnage purchased as distilling material other than beverage brandy, this is shown in TABLE 7. Prices for all tonnage shown in this table are final and not subject to change. Grapes pooled by cooperatives, those grown by processors and used for their own production and grapes crushed to growers' accounts are not included.

**TABLE 5** shows the weighted average degrees Brix for all grapes purchased for wine, concentrate, juice, vinegar, and beverage brandy (TABLE 4) by California processors from the 1990 crop. The weighted average degrees Brix is reported by grape pricing districts and variety. State averages for 1989 are shown for comparison. TABLE 5 does not include degrees Brix of tonnage purchased as distilling material other than beverage brandy, this is shown in TABLE 7. Grapes pooled by cooperatives, those grown by processors and used for their own production and grapes crushed to growers' accounts are not included.

**TABLE 6** gives the weighted average price per ton, delivered basis, of all tonnage purchased for wine, concentrate, juice, vinegar, and beverage brandy (TABLE 4) by California processors from the 1990 crop. The weighted average prices are reported by variety, and grape pricing districts. State averages for 1989 are shown for comparison. TABLE 6 does not include prices of tonnage purchased as distilling material other than beverage brandy, this is shown in TABLE 7. Prices shown in this table are final and not subject to change. Grapes pooled by cooperatives, those grown by processors and used for their own production and grapes crushed to growers' accounts are not included.



Weighted average prices reflect final prices through January 10, 1991 and include reference price contracts written prior to January 1, 1977 with final prices as of February 25, 1991. Weighted average prices also include any Brix adjustments, bonuses, or allowances. Prices are equivalent to delivered basis in the area grown including normal within-area hauling allowances. Purchases made on a roadside basis include the usual hauling allowance for local delivery in the area grown. Out-of-area purchases made on a delivered basis do not include extra hauling allowances for delivery outside the area.

The following example indicates the method used for calculating weighted averages:

Variety	Dist	Total Grapes Crushed		Net Weight Fresh Tons	Final Prices of Grapes Purchased from Grower(s)										Total Paid Column C (5 x B)	Wtd. Average Price Per Ton
		Over The Scale Tons	Wtd. Ave. Degrees Brix		Wtd. Avg. Degrees Brix	Total Brix (Column 5 x Column 6)	Base Price Per Ton	Acceptable Brix Limits		Brix Adjustment Factors Per Degree Brix Per Ton	Brix Adjustment Limits			Actual Final Price Paid By Winery to Grwr at Each Base Price and Brix Adjustment Factor Including Bonuses or Allowances, Dollars/Ton		
Column	3	4	5	6	A	7	8	9	10	12	13	14	B	15		
Zinfandel	1	100.0	20.1	100.0	20.1	2,010.00	\$450.00	19.0	25.0	+ or - 10%	22.0	20.0	24.0	\$364.50	\$36,450.00	
Zinfandel	1	20.5	21.3	20.5	21.3	436.65	450.00	19.0	25.0	+ or - 10%	22.0	20.0	24.0	418.50	8,579.25	
Zinfandel	1	10.6	23.5	10.6	23.5	249.10	450.00	19.0	25.0	+ or - 10%	22.0	20.0	24.0	517.50	5,685.50	
Combined	1	131.1	20.6	131.1	20.6	2,695.75	450.00	19.0	25.0	+ or - 10%	22.0	20.0	24.0	\$50,514.75	\$385.31	

Columns 4 and 6 were obtained by dividing the total Net Fresh Tons, (Columns 3 and 5) into the total Brix of these same tons (Column A):  $\frac{2,695.75}{131.1} = 20.6$

Column 15 was obtained by dividing the total Net Fresh Tons, (Column 5) into the total dollars paid for these same tons (Column C):  $\frac{\$50,514.75}{131.1} = \$385.31$

**TABLE 7** shows all grape tonnage purchased as distilling material other than beverage brandy by California processors from the 1990 crop. The tonnage, weighted average degrees Brix and price per ton are shown by grape type and variety. State totals and averages for 1989 are given for comparison.

**TABLE 8** shows base prices paid to growers by Brix adjustment factors, percent of purchased tonnage, type, variety and reporting district where grown. Weighted average base prices are included.

The Brix adjustment factors determine adjustments to base prices to compensate for sugar variations. In this report, adjustments are expressed in dollars per ton, or percent of base price per degree variance from the established Brix base. Occasional lots are traded on price per degree Brix as delivered.

**TABLE 9** includes tonnage of all grapes crushed to growers' accounts by California processors from the 1990 crop. Growers retained ownership of these grapes at the time of crushing. This tonnage is reported by grape pricing districts and variety. Comparisons with 1989 are shown.

GRAPES FOR CRUSHING

TABLE 1: STATE TOTALS BY TYPE AND VARIETY, WEIGHTED AVERAGE DEGREES BRIX, AND WEIGHTED AVERAGE DOLLARS PER TON, 1989-90

TYPE AND VARIETY	TOTAL TONS CRUSHED		:AVERAGE BRIX: : CRUSHED :		TOTAL TONS PURCHASED		:AVERAGE BRIX: WEIGHTED AVERAGE : : PURCHASED :		: DOLLARS PER TON :	
	1990	1989	1990	1989	1990	1989	1990	1989	1990	1989
<b>RAISIN GRAPES:</b>										
CANNER	152.6	153.9	21.5	21.5	152.6	153.9	21.5	21.5	100.00	135.00
FIESTA	0.0	11.3	0.0	21.0	0.0	0.0	0.0	0.0	0.00	0.00
MUSCATS ALEXANDRIA	36,728.0	39,749.1	21.6	22.2	33,190.9	32,971.2	21.6	22.1	135.22	134.79
SULTANAS	341.6	392.1	19.3	20.9	176.1	238.0	20.8	21.7	118.62	133.51
THOMPSON SEEDLESS	226,660.1	323,438.7	21.1	20.9	166,533.5	239,867.7	21.3	21.0	123.69	132.02
PACKINGHOUSE CULLS	2,177.5	1,362.7	14.7	12.7	0.0	0.0	0.0	0.0	0.00	0.00
OTHER RAISIN A/	0.0	47.9	0.0	20.0	0.0	47.9	0.0	20.0	0.00	135.00
TOTAL RAISIN	266,059.8	365,155.7	21.1	21.0	200,053.1	273,278.7	21.4	21.1	125.58	132.36
<b>TABLE GRAPES:</b>										
ALMERIA	40.2	356.3	18.9	20.4	12.3	5.2	21.2	19.0	74.20	76.00
AUTUMN SEEDLESS	0.0	39.0	0.0	23.3	0.0	0.0	0.0	0.0	0.00	0.00
BEAUTY SLDS/BLK BEAUTY	5.6	0.0	20.2	0.0	5.6	0.0	20.2	0.0	87.20	0.00
BLACK HAMBURG	0.0	0.7	0.0	22.0	0.0	0.0	0.0	0.0	0.00	0.00
BLACK MONUKKA	147.2	1,385.2	21.0	20.5	146.3	1,243.8	21.0	20.5	102.52	135.00
BLACK PRINCE/ROSE OF PERU	38.5	174.6	22.8	25.0	38.5	174.6	22.8	25.0	150.00	175.00
BLACK SEEDLESS	147.0	207.4	18.1	22.4	0.0	207.4	0.0	22.4	0.00	86.14
BLUSH SEEDLESS	17.4	0.0	17.2	0.0	17.4	0.0	17.2	0.0	77.40	0.00
CALMERIA	4,057.0	6,176.4	21.7	21.5	1,223.5	2,346.6	22.5	21.5	98.38	98.40
CARDINAL	132.8	367.9	20.7	20.3	0.0	166.5	0.0	20.2	0.00	99.50
CENTENNIAL SEEDLESS	3.3	0.0	22.6	0.0	0.0	0.0	0.0	0.0	0.00	0.00
CHRISTMAS ROSE	1,743.0	1,996.6	22.1	21.6	803.2	598.1	22.2	21.0	92.31	96.48
CONCORD	101.4	126.4	18.0	18.0	101.4	125.8	18.0	18.0	275.00	275.00
EMPERATRIZ	502.8	2,270.3	19.6	20.8	45.2	1,111.9	20.4	21.0	81.96	79.11
EMPEROR	9,317.0	5,407.1	19.3	19.0	2,093.0	1,797.7	19.0	19.5	75.45	74.03
EXOTIC	1,759.9	1,893.3	19.2	19.4	772.9	231.9	19.3	20.6	84.17	101.93
FLAME SEEDLESS	13,975.2	14,966.0	23.0	22.9	8,600.6	9,301.8	23.0	23.0	101.25	104.62
FLAME TOKAY	94,572.2	116,368.0	18.5	17.8	83,222.5	100,163.5	18.4	17.8	140.28	137.93
GOLDEW MUSCAT	111.7	163.5	20.2	20.0	0.0	0.0	0.0	0.0	0.00	0.00
ITALIA	222.6	707.9	21.7	22.2	120.9	279.2	21.3	21.6	90.62	110.06
MAJESTIC	47.4	0.0	20.4	0.0	0.0	0.0	0.0	0.0	0.00	0.00
OLIVETTE BLANCHE	39.3	132.0	17.3	20.4	0.0	0.0	0.0	0.0	0.00	0.00
PERLETTE	135.4	263.8	18.0	21.4	101.9	0.0	18.3	0.0	85.00	0.00
QUEEN	693.5	721.9	20.7	21.7	472.8	604.1	20.4	21.7	78.31	88.37
RED GLOBE/ROSE-ITO	2,675.9	3,500.7	20.7	20.4	618.1	1,083.1	19.0	19.1	81.52	75.20
RED MALAGA	0.0	149.8	0.0	22.0	0.0	149.8	0.0	22.0	0.00	76.94
RIBIER	8,608.2	11,368.2	19.7	19.6	4,324.0	5,116.5	19.5	19.0	86.16	110.44
ROQUE	38.8	0.0	17.6	0.0	0.0	0.0	0.0	0.0	0.00	0.00
RUBY SEEDLESS/KING RUBY	11,847.2	16,303.1	21.9	22.5	6,206.7	9,518.1	21.1	21.6	88.80	100.03
SUPERIOR SEEDLESS	1,581.9	5,678.1	18.0	19.3	1,581.9	5,678.1	18.0	19.3	100.00	105.00
WHITE MALAGA	14,221.5	11,458.2	19.9	20.5	13,005.3	10,305.3	19.9	20.5	114.49	132.05
PACKINGHOUSE CULLS	1,389.0	7,497.2	20.8	18.8	0.0	0.0	0.0	0.0	0.00	0.00
OTHER TABLE A/	1,340.7	1,524.1	24.5	22.5	1,013.0	322.1	25.5	21.9	102.00	86.39
TOTAL TABLE	169,513.6	211,203.7	19.6	19.2	124,527.0	150,531.1	19.2	18.8	126.87	128.01
<b>WINE GRAPES (WHITE):</b>										
BURGER	30,216.4	32,925.4	16.3	15.7	27,128.5	28,546.8	16.3	15.8	153.84	164.84
CHARDONNAY	169,709.6	161,964.8	22.6	21.9	120,020.7	103,143.6	22.5	21.8	1,128.33	1,224.62
CHEMIN BLANC	276,396.8	293,863.1	20.2	20.0	250,525.9	265,766.3	20.1	20.0	182.97	192.17
EMERALD RIESLING	13,292.1	13,142.1	20.8	21.0	13,052.4	12,987.5	20.8	21.0	130.45	136.58
FEHER SZAGOS	112.8	122.5	20.8	21.9	111.5	121.0	20.8	21.9	124.16	135.00
FLORA	57.0	298.4	23.2	21.0	28.9	144.8	20.6	19.7	926.00	573.83
FOLLE BLANCHE	25.0	176.5	18.0	20.2	0.0	0.0	0.0	0.0	0.00	0.00
FRENCH COLOMBARD	685,411.4	585,652.9	20.6	20.7	663,699.1	558,489.4	20.7	20.8	142.74	151.46
GEWURZTRAMINER	7,453.3	10,318.6	22.2	21.6	5,272.8	6,534.9	22.0	21.8	597.65	587.60
GRAY RIESLING	1,912.3	2,613.8	20.4	20.2	1,428.5	1,496.1	19.9	20.0	183.78	202.21
GREEN HUNGARIAN	1,059.2	1,507.9	18.2	17.5	982.7	1,478.1	18.2	17.5	246.23	300.87
KLEINBERGER	8.0	17.3	21.1	20.2	8.0	17.3	21.1	20.2	800.00	700.00
MALVASIA BIANCA	15,593.3	17,764.7	20.4	20.3	13,088.4	14,802.4	20.4	20.2	190.61	169.16
MUSCAT BLANC/M CANELLI	9,067.3	9,925.3	20.5	21.3	7,820.2	8,556.2	20.5	21.3	305.72	303.75
MUSCAT ORANGE	189.8	219.0	21.2	21.5	177.2	189.0	21.0	21.5	240.63	322.29
PALOMINO/G CHASSELAS	9,321.3	10,061.9	21.2	20.6	8,460.5	9,749.2	21.3	20.6	128.22	133.38
PINOT BLANC	6,991.8	6,757.6	21.4	21.1	4,298.1	4,064.1	21.7	21.0	692.09	750.76
PINOT GRIS	35.8	0.0	19.9	0.0	0.0	0.0	0.0	0.0	0.00	0.00
ROUSANNE	5.7	0.0	24.0	0.0	0.0	0.0	0.0	0.0	0.00	0.00
SAUVIGNON BLANC	60,222.7	83,167.0	22.1	21.6	46,137.0	59,602.3	22.0	21.5	518.28	571.19
SAUVIGNON MOSQUE	150.8	157.1	20.7	22.4	150.8	157.1	20.7	22.4	531.92	461.50
SAUVIGNON VERT	212.4	288.0	21.8	20.9	212.4	253.3	21.8	20.7	286.28	287.64
SCHUREBE	4.0	5.2	26.7	39.6	0.0	0.0	0.0	0.0	0.00	0.00
SEMILLON	12,901.3	14,081.6	21.1	20.9	9,788.8	11,010.5	21.0	20.9	310.14	310.63
ST. EMILION (UGNI BLANC)	5,369.4	5,300.3	21.7	21.1	5,275.0	4,796.2	21.7	21.3	136.37	143.61
SYLVANER	436.5	842.8	20.6	21.7	294.1	516.2	20.9	21.4	242.78	359.92
SYMPHONY	1,044.1	568.0	19.9	19.3	932.1	460.4	19.8	19.1	347.77	383.24
VIOGNIER	23.2	0.0	23.9	0.0	0.0	0.0	0.0	0.0	0.00	0.00
WHITE RIESLING	20,092.4	19,145.1	21.8	22.0	14,100.3	12,696.2	21.6	21.4	502.16	512.21
OTHER WHITE A/	3,524.1	1,263.8	19.9	20.4	879.6	455.5	21.0	19.4	293.77	191.30
TOTAL WHITE	1,330,839.8	1,272,150.7	20.8	20.7	1,193,873.5	1,106,034.4	20.7	20.6	276.50	296.72

GRAPES FOR CRUSHING

TABLE 1: STATE TOTALS BY TYPE AND VARIETY, WEIGHTED AVERAGE DEGREES BRIX, AND WEIGHTED AVERAGE DOLLARS PER TON, 1989-90 (CONT'D.)

TYPE AND VARIETY	TOTAL TONS CRUSHED		:AVERAGE BRIX: : CRUSHED :		TOTAL TONS PURCHASED		:AVERAGE BRIX: WEIGHTED AVERAGE : PURCHASED : DOLLARS PER TON :			
	1990	1989	1990	1989	1990	1989	1990	1989		
<b>WINE GRAPES (RED):</b>										
ALEATICO	253.1	273.8	22.2	20.8	251.4	272.0	22.2	20.8	151.91	132.69
ALICANTE BOUSCHET	2,472.0	2,575.4	22.8	21.8	1,526.7	2,246.6	23.4	21.8	128.51	149.41
BARBERA	90,989.1	91,730.7	22.9	22.5	81,274.7	80,448.4	23.1	22.5	167.83	185.83
BLACK MALVOISIE	87.7	394.4	21.2	21.2	87.7	394.4	21.2	21.2	179.59	157.35
BRUNELLO	11.4	0.0	23.5	0.0	4.8	0.0	22.9	0.0	750.00	0.00
CABERNET FRANC	4,209.0	4,250.4	23.1	23.1	2,838.8	2,780.1	23.2	23.2	1,298.91	1,244.44
CABERNET SAUVIGNON	94,177.2	101,853.3	23.1	22.4	68,818.2	72,272.4	23.1	22.3	977.16	1,032.15
CARIGNANE	83,463.4	88,827.1	22.8	21.2	77,632.3	76,480.5	22.8	21.7	165.92	193.92
CARMINE	282.5	259.4	22.3	23.6	253.0	220.7	22.3	23.7	277.87	267.22
CARNELIAN	11,634.8	8,203.2	22.7	24.2	9,908.2	7,510.0	22.6	24.2	162.93	176.33
CENTURIAN	6,348.8	5,012.2	23.0	24.4	6,340.5	4,276.9	23.0	24.8	140.68	157.54
CHARBONO	181.6	91.3	21.6	21.5	172.2	89.3	21.6	21.5	673.27	658.05
CINSAULT	32.4	0.0	23.2	0.0	32.3	0.0	23.2	0.0	1,000.00	0.00
EARLY BURGUNDY	402.0	719.2	24.1	21.6	267.3	589.4	24.1	21.5	579.25	295.23
GAMAY (NAPA)	9,009.1	9,968.3	20.7	20.4	7,770.7	7,255.8	20.7	20.4	418.58	422.97
GAMAY BEAUJOLAIS	5,609.4	6,921.6	23.2	21.9	2,452.1	4,352.5	22.8	21.6	550.04	610.74
GRENACHE	112,458.0	129,396.1	20.2	19.8	106,359.4	124,641.3	20.1	19.8	184.60	190.36
GRIGNOLINO	48.2	63.8	22.1	22.5	0.0	6.9	0.0	22.2	0.00	600.00
LAMBRUSCO	330.8	0.0	20.3	0.0	0.0	0.0	0.0	0.0	0.00	0.00
MALBEC	456.2	408.6	23.4	23.0	412.1	347.9	23.3	23.0	358.43	380.34
MATARO/HOUVEDRE	620.5	816.5	23.2	23.0	564.5	757.0	23.2	23.1	691.49	486.34
MERLOT	15,205.7	15,530.3	23.1	22.8	10,313.7	9,802.1	23.2	22.7	1,220.35	1,133.16
MEUNIER	713.3	911.6	18.6	18.3	300.8	333.0	18.7	18.2	895.92	821.41
MISSION	5,448.6	5,883.5	23.7	22.6	4,633.5	4,871.1	23.6	22.6	158.57	164.52
MUSCAT HAMBURG	110.5	120.8	24.7	21.8	72.0	84.8	26.6	22.1	387.16	371.07
NEBBIOLO	94.5	78.4	24.0	23.1	62.2	61.8	24.3	22.9	508.72	518.24
PETITE SIRAH	9,654.8	12,568.7	22.6	21.8	6,234.4	6,553.3	23.0	21.9	463.11	421.12
PETITE VERDOT	98.9	99.2	22.6	21.0	24.1	20.8	22.7	21.3	1,406.63	1,230.40
PFEFFER CABERNET	44.3	39.8	23.0	24.7	21.3	9.1	23.3	23.5	1,078.40	892.58
PINOT NOIR	32,294.8	40,286.2	21.0	20.4	25,014.4	31,295.3	20.9	20.3	846.16	797.93
PINOT ST GEORGE	15.7	74.5	23.8	31.0	3.8	7.2	24.0	22.8	375.00	375.00
REFOSCO/MONDEUSE	58.8	90.6	22.1	20.4	58.8	84.2	22.1	20.2	515.52	458.27
ROYALTY	7,493.9	6,596.7	21.9	22.5	7,232.5	6,050.7	21.9	22.8	189.42	217.53
RUBIRED	56,582.9	62,337.3	22.8	22.5	54,486.1	59,434.4	22.9	22.5	201.47	219.42
RUBY CABERNET	52,931.4	49,717.6	23.1	22.6	49,490.9	45,614.7	23.2	22.6	159.91	188.27
SALVADOR	6,393.5	7,388.4	21.0	21.0	6,210.7	7,124.5	21.0	21.0	196.45	220.97
SANGIOVETO/SANGIOVESE	61.2	8.6	23.3	22.3	0.0	8.6	0.0	22.3	0.00	1,200.00
SOUZAO	136.9	130.2	22.4	22.3	123.1	114.3	22.5	22.4	253.19	258.26
ST MACAIRE	260.4	314.8	23.2	22.2	242.2	299.8	23.2	22.2	164.97	177.14
SYRAH/FRENCH SYRAH-SHIRAZ	585.6	396.4	22.8	22.9	227.1	166.3	22.4	22.6	931.37	697.87
TINTA CAO	9.0	15.0	23.7	22.5	7.9	13.9	24.0	22.5	536.71	728.42
TINTA MADEIRA	240.9	277.6	23.0	22.5	151.4	131.0	24.1	22.1	107.80	175.00
TOURIGA	14.5	10.9	22.8	21.2	0.0	0.0	0.0	0.0	0.00	0.00
VALDEPENAS	1,198.5	1,488.5	24.6	22.4	1,138.1	1,444.7	24.7	22.4	135.89	141.25
ZINFANDEL	185,491.7	210,915.5	19.4	18.7	158,333.9	178,806.3	19.3	18.6	391.34	545.60
OTHER RED A/	6,076.3	4,713.3	21.1	21.6	2,650.5	4,086.3	22.7	21.6	158.47	199.19
TOTAL RED	804,293.8	871,759.7	21.6	20.9	694,000.3	741,360.3	21.6	20.9	356.60	409.93
TOTAL WINE	2,135,133.6	2,143,910.4	21.1	20.8	1,887,873.8	1,847,394.7	21.0	20.7	305.95	342.15
TOTAL ALL VARIETIES	2,570,707.0	2,720,269.8	21.0	20.7	2,212,453.9	2,271,204.5	21.0	20.6	279.56	302.72

A/ OTHER CATEGORIES INCLUDE MINOR VARIETIES AS WELL AS MIXED VARIETIES.

TABLE 2: TONS OF GRAPES CRUSHED BY CALIFORNIA PROCESSORS FROM THE 1990 CROP BY TYPE, VARIETY, AND REPORTING DISTRICT WHERE GROWN, WITH COMPARISONS

TYPE AND VARIETY	1	2	3	4	5	6	7	8	9	10
TONS										
<b>RAISIN GRAPES:</b>										
CANNER	.0	.0	.0	.0	.0	.0	.0	.0	.0	.0
FIESTA	.0	.0	.0	.0	.0	.0	.0	.0	.0	.0
MUSCATS ALEXANDRIA	.0	.0	.0	.0	.0	.0	.0	.0	5.1	2.2
SULTANAS	.0	.0	.0	.0	.0	.0	.0	.0	.0	.0
THOMPSON SEEDLESS	.0	.0	.0	.0	.0	.0	.0	.0	.0	.0
PACKINGHOUSE CULLS	.0	.0	.0	.0	.0	.0	.0	.0	.0	.0
OTHER RAISIN A/	.0	.0	.0	.0	.0	.0	.0	.0	.0	.0
TOTAL RAISIN	.0	.0	.0	.0	.0	.0	.0	.0	5.1	2.2
<b>TABLE GRAPES:</b>										
ALMERIA	.0	.0	.0	.0	.0	.0	.0	.0	.0	.0
AUTUMN SEEDLESS	.0	.0	.0	.0	.0	.0	.0	.0	.0	.0
BEAUTY SLDS/BLK BEAUTY	.0	.0	.0	.0	.0	.0	.0	.0	.0	.0
BLACK HAMBURG	.0	.0	.0	.0	.0	.0	.0	.0	.0	.0
BLACK MONUKKA	.0	.0	.0	.0	.0	.0	.0	.0	.0	.0
BLACK PRINCE/ROSE OF PERU	.0	.0	.0	.0	.0	.0	.0	.0	.0	.0
BLACK SEEDLESS	.0	.0	.0	.0	.0	.0	.0	.0	.0	.0
BLUSH SEEDLESS	.0	.0	.0	.0	.0	.0	.0	.0	.0	.0
CALMERIA	.0	.0	.0	.0	.0	.0	.0	.0	.0	.0
CARDINAL	.0	.0	.0	.0	.0	.0	.0	.0	.0	.0
CENTENNIAL SEEDLESS	.0	.0	.0	.0	.0	.0	.0	.0	.0	.0
CHRISTMAS ROSE	.0	.0	.0	.0	.0	.0	.0	.0	.0	.0
CONCORD	.0	.0	.0	.0	.0	.0	.0	.0	101.4	.0
EMPERATRIZ	.0	.0	.0	.0	.0	.0	.0	.0	.0	.0
EMPEROR	.0	.0	.0	.0	.0	.0	.0	.0	.0	.0
EXOTIC	.0	.0	.0	.0	.0	.0	.0	.0	.0	.0
FLAME SEEDLESS	.0	30.5	.0	.0	.0	.0	.0	43.2	.0	.0
FLAME TOKAY	.0	.0	.0	.0	.0	.0	.0	.0	7.5	.0
GOLDEN MUSCAT	.0	.0	.0	.0	.0	.0	.0	.0	.0	.0
ITALIA	.0	.0	.0	.0	.0	.0	.0	.0	.0	.0
MAJESTIC	.0	.0	.0	.0	.0	.0	.0	.0	.0	.0
OLIVETTE BLANCHE	.0	.0	.0	.0	.0	.0	.0	.0	.0	.0
PERLETTE	.0	.0	.0	.0	.0	.0	.0	.0	.0	.0
QUEEN	.0	.0	.0	.0	.0	.0	.0	.0	.0	.0
RED GLOBE/ROSE-ITO	.0	.0	.0	.0	.0	.0	.0	.0	.0	.0
RED MALAGA	.0	.0	.0	.0	.0	.0	.0	.0	.0	.0
RIBIER	.0	.0	.0	.0	.0	.0	.0	.0	.0	.0
ROGUE	.0	.0	.0	.0	.0	.0	.0	.0	.0	.0
RUBY SEEDLESS/KING RUBY	.0	.0	.0	.0	.0	.0	.0	.0	.0	.0
SUPERIOR SEEDLESS	.0	.0	.0	.0	.0	.0	.0	.0	.0	.0
WHITE MALAGA	.0	.0	.0	.0	.0	.0	.0	.0	.0	.0
PACKINGHOUSE CULLS	.0	.0	.0	.0	.0	.0	.0	.0	.0	.0
OTHER TABLE A/	.0	.0	.0	.0	.0	.0	.0	.0	.0	.0
TOTAL TABLE	.0	30.5	.0	.0	.0	.0	.0	43.2	108.9	.0
<b>WINE GRAPES (WHITE):</b>										
BURGER	12.9	.0	239.4	19.8	.0	.0	.0	.0	4.8	.0
CHARDONNAY	10,084.2	905.4	41,219.6	37,821.6	1,547.2	3,101.5	19,534.0	21,537.7	843.4	968.1
CHEMIN BLANC	2,513.3	245.0	2,950.9	6,641.0	393.1	102.9	15,596.5	6,314.8	1,513.6	314.3
EMERALD RIESLING	.0	.0	.0	.0	.0	.0	14.0	.0	.0	.0
FEHER SZAGOS	.0	.0	.0	.0	.0	.0	.0	.0	.0	.0
FLORA	34.2	.0	.0	20.7	.0	.0	.0	.0	.0	2.1
FOLLE BLANCHE	.0	.0	25.0	.0	.0	.0	.0	.0	.0	.0
FRENCH COLOMBARD	1,881.4	.0	4,673.2	177.7	288.0	143.4	3,027.2	.0	3,301.7	171.5
GEWURZTRAMINER	762.6	.0	1,576.7	457.7	12.7	76.4	3,136.8	1,339.5	1.3	4.8
GRAY RIESLING	68.3	.0	151.9	217.8	65.1	304.2	160.9	17.8	.0	.0
GREEN HUNGARIAN	377.6	.0	51.7	.0	21.7	.0	.0	224.5	.0	.0
KLEINBERGER	.0	.0	8.0	.0	.0	.0	.0	.0	.0	.0
MALVASIA BIANCA	.0	.0	.0	.4	.0	7.6	802.3	.0	.0	.0
MUSCAT BLANC/M CANELLI	37.2	145.8	206.6	198.7	.0	.0	1,122.1	1,216.0	.0	50.0
MUSCAT ORANGE	.0	.0	.0	.0	.0	.0	.0	.0	1.2	26.8
PALOMINO/G CHASSELAS	49.2	.0	13.9	.0	.0	7.3	.0	16.5	.0	15.6
PINOT BLANC	148.1	.0	1,030.5	587.7	.0	134.7	4,186.1	372.5	.0	17.6
PINOT GRIS	.0	.0	.0	31.7	.0	1.2	.0	.0	.0	.0
ROUSANNE	.0	.0	.0	.0	.0	5.7	.0	.0	.0	.0
SAUVIGNON BLANC	2,686.2	1,590.9	6,722.6	10,270.0	888.1	543.6	5,643.7	5,230.4	1,126.5	769.9
SAUVIGNON MOSQUE	.0	.0	.0	7.8	.0	.0	143.0	.0	.0	.0
SAUVIGNON VERT	18.1	.0	194.3	.0	.0	.0	.0	.0	.0	.0
SCHUREBE	.0	.0	.0	4.0	.0	.0	.0	.0	.0	.0
SEMILLON	71.7	128.9	815.3	1,490.7	.0	402.1	2,493.5	451.4	200.8	84.6
ST. EMILION (UGNI BLANC)	.0	.0	.0	.0	.0	72.4	.0	.0	.0	.0
SYLVANER	34.5	.0	18.5	24.8	.0	30.2	165.9	21.0	.0	.0
SYMPHONY	.0	.0	587.0	.0	7.0	.7	.0	.0	27.4	4.4
VIOGNIER	.2	.0	.5	16.1	.0	.8	3.8	1.0	.8	.0
WHITE RIESLING	375.1	388.9	1,513.1	1,485.2	10.9	35.5	12,129.6	3,169.4	101.5	75.6
OTHER WHITE A/	23.7	.0	143.4	26.8	8.3	13.3	531.9	.0	.0	4.2
TOTAL WHITE	19,178.5	3,404.9	62,142.1	59,500.2	3,242.1	4,983.5	68,691.3	39,912.5	7,123.0	2,509.5

TABLE 2: TONS OF GRAPES CRUSHED BY CALIFORNIA PROCESSORS FROM THE 1990 CROP BY TYPE, VARIETY, AND REPORTING DISTRICT WHERE GROWN, WITH COMPARISONS (CONT'D.)

TYPE AND VARIETY	11	12	13	14	15	16	17	1990 STATE TOTAL	1989 STATE TOTAL
TONS									
<b>RAISIN GRAPES:</b>									
CANNER	.0	.0	152.6	.0	.0	.0	.0	152.6	153.9
FIESTA	.0	.0	.0	.0	.0	.0	.0	.0	11.3
MUSCATS ALEXANDRIA	.0	.0	14,957.9	21,752.5	.0	10.3	.0	36,728.0	39,749.1
SULTANAS	.0	.0	341.6	.0	.0	.0	.0	341.6	392.1
THOMPSON SEEDLESS	4.5	9,287.3	149,749.3	67,619.0	.0	.0	.0	226,660.1	323,438.7
PACKINGHOUSE CULLS	.0	.0	725.3	1,452.2	.0	.0	.0	2,177.5	1,362.7
OTHER RAISIN A/	.0	.0	.0	.0	.0	.0	.0	.0	47.9
<b>TOTAL RAISIN</b>	<b>4.5</b>	<b>9,287.3</b>	<b>165,926.7</b>	<b>90,823.7</b>	<b>.0</b>	<b>10.3</b>	<b>.0</b>	<b>266,059.8</b>	<b>365,155.7</b>
<b>TABLE GRAPES:</b>									
ALMERIA	.0	.0	.0	40.2	.0	.0	.0	40.2	356.3
AUTUMN SEEDLESS	.0	.0	.0	.0	.0	.0	.0	.0	39.0
BEAUTY SLDS/BLK BEAUTY	.0	.0	5.6	.0	.0	.0	.0	5.6	.0
BLACK HAMBURG	.0	.0	.0	.0	.0	.0	.0	.0	.7
BLACK MONUKKA	.0	.0	147.2	.0	.0	.0	.0	147.2	1,385.2
BLACK PRINCE/ROSE OF PERU	.0	.0	.0	.0	38.5	.0	.0	38.5	174.6
BLACK SEEDLESS	.0	.0	.0	147.0	.0	.0	.0	147.0	207.4
BLUSH SEEDLESS	.0	.0	.0	17.4	.0	.0	.0	17.4	.0
CALMERIA	.0	.0	917.5	3,139.5	.0	.0	.0	4,057.0	6,176.4
CARDINAL	.0	.0	30.3	102.5	.0	.0	.0	132.8	367.9
CENTENNIAL SEEDLESS	.0	.0	.0	3.3	.0	.0	.0	3.3	.0
CHRISTMAS ROSE	.0	.0	941.4	801.6	.0	.0	.0	1,743.0	1,996.6
CONCORD	.0	.0	.0	.0	.0	.0	.0	101.4	126.4
EMPERATRIZ	.0	.0	.0	502.8	.0	.0	.0	502.8	2,270.3
EMPEROR	.0	.0	3,223.3	6,093.7	.0	.0	.0	9,317.0	5,407.1
EXOTIC	.0	.0	306.0	1,453.9	.0	.0	.0	1,759.9	1,893.3
FLAME SEEDLESS	49.1	.0	7,858.3	5,994.1	.0	.0	.0	13,975.2	14,966.0
FLAME TOKAY	94,513.2	.0	.0	.0	.0	.0	51.5	94,572.2	116,368.0
GOLDEN MUSCAT	.0	.0	.0	111.7	.0	.0	.0	111.7	163.5
ITALIA	.0	.0	16.3	206.3	.0	.0	.0	222.6	707.9
MAJESTIC	.0	.0	.0	47.4	.0	.0	.0	47.4	.0
OLIVETTE BLANCHE	.0	.0	.0	39.3	.0	.0	.0	39.3	132.0
PERLETTE	.0	.0	33.5	101.9	.0	.0	.0	135.4	263.8
QUEEN	.0	.0	43.3	650.2	.0	.0	.0	693.5	721.9
RED GLOBE/ROSE-ITO	.0	.0	705.2	1,970.7	.0	.0	.0	2,675.9	3,500.7
RED MALAGA	.0	.0	.0	.0	.0	.0	.0	.0	149.8
RIBIER	6.5	35.0	2,063.1	6,503.6	.0	.0	.0	8,608.2	11,368.2
ROGUE	.0	.0	.0	38.8	.0	.0	.0	38.8	.0
RUBY SEEDLESS/KING RUBY	.0	.0	8,397.7	3,449.5	.0	.0	.0	11,847.2	16,303.1
SUPERIOR SEEDLESS	.0	.0	.0	1,581.9	.0	.0	.0	1,581.9	5,678.1
WHITE MALAGA	.0	.0	8,045.2	6,176.3	.0	.0	.0	14,221.5	11,458.2
PACKINGHOUSE CULLS	.0	.0	1,389.0	.0	.0	.0	.0	1,389.0	7,489.2
OTHER TABLE A/	.0	.0	1,081.0	259.7	.0	.0	.0	1,340.7	1,524.1
<b>TOTAL TABLE</b>	<b>94,568.8</b>	<b>35.0</b>	<b>35,203.9</b>	<b>39,433.3</b>	<b>38.5</b>	<b>.0</b>	<b>51.5</b>	<b>169,513.6</b>	<b>211,203.7</b>
<b>WINE GRAPES (WHITE):</b>									
BURGER	15,273.1	5,119.1	1,005.8	8,502.4	.0	39.1	.0	30,216.4	32,925.4
CHARDONNAY	11,344.2	7,979.5	4,132.7	2,166.8	.1	4,142.0	2,381.6	169,709.6	161,964.8
CHENIN BLANC	16,038.7	43,529.0	119,026.4	55,273.4	.0	1,000.8	4,943.1	276,396.8	293,863.1
EMERALD RIESLING	.0	.0	1,847.8	11,430.3	.0	.0	.0	13,292.1	13,142.1
FEHER SZAGOS	.0	.0	112.8	.0	.0	.0	.0	112.8	122.5
FLORA	.0	.0	.0	.0	.0	.0	.0	57.0	298.4
FOLLE BLANCHE	.0	.0	.0	.0	.0	.0	.0	25.0	176.5
FRENCH COLOMBARD	30,259.0	117,445.5	387,732.8	134,472.1	.0	.0	1,837.9	685,411.4	585,652.9
GEWURZTRAMINER	.0	72.8	.0	.0	.0	12.0	.0	7,453.3	10,318.6
GRAY RIESLING	201.6	.0	.0	724.7	.0	.0	.0	1,912.3	2,613.8
GREEN HUNGARIAN	.0	230.0	.0	153.3	.0	.4	.0	1,059.2	1,507.9
KLEINBERGER	.0	.0	.0	.0	.0	.0	.0	8.0	17.3
MALVASIA BIANCA	.0	8,497.5	5,643.0	625.3	17.2	.0	.0	15,593.3	17,764.7
MUSCAT BLANC/M CANELLI	63.2	31.2	5,660.5	187.9	.0	148.1	.0	9,067.3	9,925.3
MUSCAT ORANGE	.0	27.1	134.7	.0	.0	.0	.0	189.8	219.0
PALOMINO/G CHASSELAS	221.7	273.9	8,121.7	.0	.0	601.5	.0	9,321.3	10,061.9
PINOT BLANC	.0	155.0	108.4	.0	.0	251.2	.0	6,991.8	6,757.6
PINOT GRIS	.0	.0	.0	.0	.0	2.9	.0	35.8	.0
ROUSANNE	.0	.0	.0	.0	.0	.0	.0	5.7	.0
SAUVIGNON BLANC	9,907.7	10,523.6	1,175.0	475.5	.0	1,073.8	1,595.2	60,222.7	83,167.0
SAUVIGNON MOSQUE	.0	.0	.0	.0	.0	.0	.0	150.8	157.1
SAUVIGNON VERT	.0	.0	.0	.0	.0	.0	.0	212.4	288.0
SCHUREBE	.0	.0	.0	.0	.0	.0	.0	4.0	5.2
SEMILLON	1,515.4	682.1	2,832.1	1,449.3	.0	34.5	248.9	12,901.3	14,081.6
ST. EMILION (UGNI BLANC)	.0	.0	4,545.6	700.3	.0	51.1	.0	5,369.4	5,300.3
SYLVANER	.0	.0	.0	141.6	.0	.0	.0	436.5	842.8
SYMPHONY	116.3	197.0	29.4	.0	.0	.0	74.9	1,044.1	568.0
VIOGNIER	.0	.0	.0	.0	.0	.0	.0	23.2	.0
WHITE RIESLING	299.6	25.4	217.0	.0	.0	265.6	.0	20,092.4	19,145.1
OTHER WHITE A/	34.6	37.3	2,552.4	135.4	.0	12.8	.0	3,524.1	1,263.8
<b>TOTAL WHITE</b>	<b>85,275.1</b>	<b>194,826.0</b>	<b>544,878.1</b>	<b>216,438.3</b>	<b>17.3</b>	<b>7,635.8</b>	<b>11,081.6</b>	<b>1,330,839.8</b>	<b>1,272,150.7</b>

A/ OTHER CATEGORIES INCLUDE MINOR VARIETIES AS WELL AS MIXED VARIETIES.

TABLE 2: TONS OF GRAPES CRUSHED BY CALIFORNIA PROCESSORS FROM THE 1990 CROP BY TYPE, VARIETY, AND REPORTING DISTRICT WHERE GROWN, WITH COMPARISONS (CONT'D.)

TYPE AND VARIETY	1	2	3	4	5	6	7	8	9	10
TONS										
WINE GRAPES (RED):										
ALEATICO	.0	.0	.0	.0	.0	.0	.0	25.9	.0	.0
ALICANTE BOUSCHET	.0	.0	127.5	.0	2.4	13.2	.0	.0	.0	.0
BARBERA	50.5	14.9	53.8	3.1	8.4	2.4	.0	2.6	825.0	62.3
BLACK MALVOISIE	.0	.0	1.6	.0	.0	.0	.0	.0	.0	2.3
BRUNELLO	.0	.0	.0	.0	.0	.0	.0	11.4	.0	.0
CABERNET FRANC	176.4	114.5	1,331.5	1,962.6	1.4	15.2	319.5	202.8	2.6	81.1
CABERNET SAUVIGNON	2,790.3	2,373.7	15,132.6	21,657.9	949.8	748.3	11,817.2	8,226.9	902.0	608.9
CARIGNANE	5,070.1	.0	1,218.2	95.3	148.0	340.2	4.4	.0	177.5	17.9
CARMINE	.0	.0	9.5	1.2	.0	.0	2.1	10.1	.0	2.2
CARNELIAN	.0	.0	.0	.0	.0	.0	.0	.0	.0	.0
CENTURIAN	.0	.0	.0	.0	.0	.0	.0	.0	.0	.0
CHARBONO	51.3	.0	.0	122.8	.0	1.6	.0	.0	.0	5.9
CINSAULT	.0	.0	32.4	.0	.0	.0	.0	.0	.0	.0
EARLY BURGUNDY	21.1	.0	25.9	21.5	43.4	.0	290.1	.0	.0	.0
GAMAY (NAPA)	197.5	203.8	879.3	1,598.2	716.7	.0	1,553.0	681.2	336.4	.0
GAMAY BEAUJOLAIS	1,176.6	33.3	587.8	951.9	7.5	.0	2,651.6	79.7	.0	.0
GRENACHE	195.1	.0	21.3	83.1	.0	86.5	548.2	.0	2,795.2	19.4
GRIGNOLINO	.0	.0	.0	27.5	.0	20.7	.0	.0	.0	.0
LAMBRUSCO	.0	.0	.0	.0	.0	.0	.0	.0	.0	.0
MALBEC	.0	1.7	27.3	65.5	.0	.0	.9	2.2	.0	.0
MATARO/MOUVEDRE	7.4	.0	15.8	10.6	.0	419.8	.0	2.2	6.7	6.4
MERLOT	189.7	286.9	3,966.2	6,142.9	57.1	259.8	1,065.7	1,220.5	45.7	98.3
MEUNIER	.0	.0	84.7	628.6	.0	.0	.0	.0	.0	.0
MISSION	.0	.0	4.3	.0	.0	2.3	.0	.0	.0	28.4
MUSCAT HAMBURG	.0	.0	.0	.7	.0	37.8	.0	.6	.0	8.6
NEBBIOLO	.0	.0	.3	.0	.0	.0	.0	52.5	.0	1.8
PETITE SIRAH	1,184.5	90.7	485.2	1,227.7	183.0	104.0	2,476.2	484.7	349.5	51.3
PETITE VERDOT	.0	3.3	43.5	51.0	.0	.5	.6	.0	.0	.0
PFEFFER CABERNET	.0	.0	.0	.0	.0	.0	44.3	.0	.0	.0
PINOT NOIR	1,497.3	.0	10,225.2	10,794.2	119.2	436.5	5,549.7	3,535.1	.8	15.7
PINOT ST GEORGE	.0	.0	3.8	.0	.0	.0	11.9	.0	.0	.0
REFOSCO/MONDEUSE	.0	.0	.0	.0	.0	.0	58.8	.0	.0	.0
ROYALTY	.0	.0	.0	.0	.0	.0	.0	.0	.0	.0
RUBIRED	.0	.0	.0	.0	.0	.0	.0	.0	.0	.0
RUBY CABERNET	.0	.0	14.6	4.0	.0	16.9	.0	.0	5.7	29.0
SALVADOR	.0	.0	.0	.0	.0	44.9	.0	.0	.0	.0
SANGIOVETO/SANGIOVESE	.0	.0	4.5	51.0	.8	.0	.0	.5	1.0	1.8
SOUZA	.0	.0	.0	.0	.0	.0	37.3	.0	.0	4.1
ST MACAIRE	.0	.0	.0	17.8	.0	.0	.0	.0	.0	.0
SYRAH/FRENCH SYRAH-SHIRAZ	100.6	.0	43.4	50.8	.0	5.8	13.1	258.9	73.2	29.8
TINTA CAO	.0	.0	.0	.0	.0	.0	.0	.0	.0	7.9
TINTA MADEIRA	.0	.0	.0	.0	.0	.0	.0	.0	.0	.0
TOURIGA	.0	.0	.0	.0	.0	.0	.0	.0	.0	.0
VALDEPENAS	.0	.0	.0	.0	.0	.0	.0	.0	.0	.0
ZINFANDEL	7,811.5	1,120.1	15,314.1	9,145.0	561.8	1,333.1	8,523.8	6,787.1	5,122.5	5,067.0
OTHER RED A/	80.5	32.4	133.7	88.6	52.7	105.4	.0	6.3	.0	32.6
TOTAL RED	20,600.4	4,275.3	49,788.0	54,803.5	2,852.2	3,994.9	34,968.4	21,591.2	10,643.8	6,182.7
TOTAL WINE	39,778.9	7,680.2	111,930.1	114,303.7	6,094.3	8,978.4	103,659.7	61,503.7	17,766.8	8,692.2
TOTAL ALL VARIETIES	39,778.9	7,710.7	111,930.1	114,303.7	6,094.3	8,978.4	103,659.7	61,546.9	17,880.8	8,694.4

TABLE 2: TONS OF GRAPES CRUSHED BY CALIFORNIA PROCESSORS FROM THE 1990 CROP BY TYPE, VARIETY, AND REPORTING DISTRICT WHERE GROWN, WITH COMPARISONS (CONT'D.)

TYPE AND VARIETY	11	12	13	14	15	16	17	1990 STATE TOTAL	1989 STATE TOTAL
TONS									
WINE GRAPES (RED):									
ALEATICO	.0	.0	202.4	24.8	.0	.0	.0	253.1	273.8
ALICANTE BOUSCHET	24.1	.0	1,511.0	716.5	77.3	.0	.0	2,472.0	2,575.4
BARBERA	677.1	20,151.3	58,122.0	10,961.9	53.8	.0	.0	90,989.1	91,730.7
BLACK MALVOISIE	7.8	.0	76.0	.0	.0	.0	.0	87.7	394.4
BRUNELLO	.0	.0	.0	.0	.0	.0	.0	11.4	.0
CABERNET FRANC	.0	.0	.0	.0	.0	1.4	.0	4,209.0	4,250.4
CABERNET SAUVIGNON	14,070.7	6,335.3	1,982.9	4,969.1	5.8	380.8	1,225.0	94,177.2	101,853.3
CARIGNANE	16,060.8	19,034.6	35,154.5	6,096.9	.0	45.0	.0	83,463.4	88,827.1
CARMINE	.0	.0	225.8	11.6	.0	20.0	.0	282.5	259.4
CARNELIAN	67.4	.0	7,361.4	4,206.0	.0	.0	.0	11,634.8	8,203.2
CENTURIAN	37.3	.0	6,311.5	.0	.0	.0	.0	6,348.8	5,012.2
CHARBONO	.0	.0	.0	.0	.0	.0	.0	181.6	91.3
CINSAULT	.0	.0	.0	.0	.0	.0	.0	32.4	.0
EARLY BURGUNDY	.0	.0	.0	.0	.0	.0	.0	402.0	719.2
GAMAY (NAPA)	824.7	.0	630.3	1,305.8	.0	8.0	74.2	9,009.1	9,968.3
GAMAY BEAUJOLAIS	.0	.0	50.0	.0	.0	71.0	.0	5,609.4	6,921.6
GRENACHE	.0	20,757.9	70,161.6	17,316.1	464.2	9.4	.0	112,458.0	129,396.1
GRIGNOLINO	.0	.0	.0	.0	.0	.0	.0	48.2	63.8
LAMBRUSCO	.0	.0	330.8	.0	.0	.0	.0	330.8	.0
MALBEC	.0	356.6	.0	.0	.0	.0	.0	456.2	408.6
MATARO/MOUVEDRE	.0	.0	.0	.0	75.8	75.8	.0	620.5	816.5
MERLOT	649.2	232.6	337.6	53.4	.0	18.7	581.4	15,205.7	15,530.3
MEUNIER	.0	.0	.0	.0	.0	.0	.0	713.3	911.6
MISSION	108.6	2,825.5	1,852.7	.0	626.8	.0	.0	5,448.6	5,883.5
MUSCAT HAMBURG	.0	62.8	.0	.0	.0	.0	.0	110.5	120.8
NEBBIOLO	.0	39.9	.0	.0	.0	.0	.0	94.5	78.4
PETITE SIRAH	1,045.5	970.5	431.1	227.1	.0	22.2	321.6	9,654.8	12,568.7
PETITE VERDOT	.0	.0	.0	.0	.0	.0	.0	98.9	99.2
PFEFFER CABERNET	.0	.0	.0	.0	.0	.0	.0	44.3	39.8
PINOT NOIR	3.1	.0	117.8	.0	.2	.0	.0	32,294.8	40,286.2
PINOT ST GEORGE	.0	.0	.0	.0	.0	.0	.0	15.7	74.5
REFOSCO/MONDEUSE	.0	.0	.0	.0	.0	.0	.0	58.8	90.6
ROYALTY	33.6	41.9	5,166.7	2,251.7	.0	.0	.0	7,493.9	6,596.7
RUBIRED	644.5	4,747.8	30,065.4	21,106.6	.0	.0	18.6	56,582.9	62,337.3
RUBY CABERNET	402.0	15,162.4	25,039.6	12,234.2	.0	23.0	.0	52,931.4	49,717.6
SALVADOR	.0	38.4	149.8	6,131.6	28.8	.0	.0	6,393.5	7,388.4
SANGIOVETO/SANGIOVESE	.0	.0	.0	.0	.0	1.6	.0	61.2	8.6
SOUZAO	.0	.0	95.5	.0	.0	.0	.0	136.9	130.2
ST MACAIRE	.0	242.6	.0	.0	.0	.0	.0	260.4	314.8
SYRAH/FRENCH SYRAH-SHIRAZ	10.0	.0	.0	.0	.0	.0	.0	585.6	396.4
TINTA CAO	.0	.0	1.1	.0	.0	.0	.0	9.0	15.0
TINTA MADEIRA	39.4	.0	201.5	.0	.0	.0	.0	240.9	277.6
TOURIGA	.0	.0	14.5	.0	.0	.0	.0	14.5	10.9
VALDEPENAS	.0	1,184.7	13.8	.0	.0	.0	.0	1,198.5	1,488.5
ZINFANDEL	71,583.6	28,096.6	14,144.6	7,945.1	583.3	986.2	1,366.3	185,491.7	210,915.5
OTHER RED A/	303.9	996.3	3,105.3	477.4	661.2	.0	.0	6,076.3	4,713.3
TOTAL RED	106,593.3	121,279.7	262,857.2	96,035.8	2,577.2	1,663.1	3,587.1	804,293.8	871,759.7
TOTAL WINE	191,868.4	316,105.7	807,735.3	312,474.1	2,594.5	9,298.9	14,668.7	2,135,133.6	2,143,910.4
TOTAL ALL VARIETIES	286,441.7	325,428.0	1,008,865.9	442,731.1	2,633.0	9,309.2	14,720.2	2,570,707.0	2,720,269.8

A/ OTHER CATEGORIES INCLUDE MINOR VARIETIES AS WELL AS MIXED VARIETIES.

TABLE 3: WEIGHTED AVERAGE DEGREES BRIX FOR ALL GRAPES CRUSHED BY CALIFORNIA PROCESSORS FROM THE 1990 CROP BY TYPE, VARIETY AND REPORTING DISTRICT WHERE GROWN, WITH COMPARISONS

TYPE AND VARIETY	1	2	3	4	5	6	7	8	9	10	11	12	13	14	15	16	17	STATE	1989
	DEGREES BRIX																	TOTAL	TOTAL
<b>RAISIN GRAPES:</b>																			
CANNER	.0	.0	.0	.0	.0	.0	.0	.0	.0	.0	.0	21.5	.0	.0	.0	.0	.0	21.5	21.5
FIESTA	.0	.0	.0	.0	.0	.0	.0	.0	.0	.0	.0	.0	.0	.0	.0	.0	.0	.0	21.0
MUSCATS ALEXANDRIA	.0	.0	.0	.0	.0	.0	.0	.0	19.7	22.7	.0	.0	21.5	21.7	.0	20.8	.0	21.6	22.2
SULTANAS	.0	.0	.0	.0	.0	.0	.0	.0	.0	.0	.0	.0	19.3	.0	.0	.0	.0	19.3	20.9
THOMPSON SEEDLESS	.0	.0	.0	.0	.0	.0	.0	.0	.0	21.0	21.1	21.0	21.3	.0	.0	.0	.0	21.1	20.9
PACKINGHOUSE CULLS	.0	.0	.0	.0	.0	.0	.0	.0	.0	.0	.0	12.6	15.7	.0	.0	.0	.0	14.7	12.7
OTHER RAISIN A/	.0	.0	.0	.0	.0	.0	.0	.0	.0	.0	.0	.0	.0	.0	.0	.0	.0	.0	20.0
TOTAL RAISIN	.0	.0	.0	.0	.0	.0	.0	.0	19.7	22.7	21.0	21.1	21.0	21.3	.0	20.8	.0	21.1	21.0
<b>TABLE GRAPES:</b>																			
ALMERIA	.0	.0	.0	.0	.0	.0	.0	.0	.0	.0	.0	.0	18.9	.0	.0	.0	.0	18.9	20.4
AUTUMN SEEDLESS	.0	.0	.0	.0	.0	.0	.0	.0	.0	.0	.0	.0	.0	.0	.0	.0	.0	.0	23.3
BEAUTY SLDS/BLK BEAUTY	.0	.0	.0	.0	.0	.0	.0	.0	.0	.0	.0	.0	20.2	.0	.0	.0	.0	20.2	.0
BLACK HAMBURG	.0	.0	.0	.0	.0	.0	.0	.0	.0	.0	.0	.0	.0	.0	.0	.0	.0	.0	22.0
BLACK MONUKKA	.0	.0	.0	.0	.0	.0	.0	.0	.0	.0	.0	.0	21.0	.0	.0	.0	.0	21.0	20.5
BLACK PRINCE/ROSE OF PERU	.0	.0	.0	.0	.0	.0	.0	.0	.0	.0	.0	.0	.0	.0	22.8	.0	.0	22.8	25.0
BLACK SEEDLESS	.0	.0	.0	.0	.0	.0	.0	.0	.0	.0	.0	.0	.0	.0	18.1	.0	.0	18.1	22.4
BLUSH SEEDLESS	.0	.0	.0	.0	.0	.0	.0	.0	.0	.0	.0	.0	.0	.0	17.2	.0	.0	17.2	.0
CALMERIA	.0	.0	.0	.0	.0	.0	.0	.0	.0	.0	.0	.0	21.0	21.9	.0	.0	.0	21.7	21.5
CARDINAL	.0	.0	.0	.0	.0	.0	.0	.0	.0	.0	.0	.0	20.4	20.8	.0	.0	.0	20.7	20.3
CENTENNIAL SEEDLESS	.0	.0	.0	.0	.0	.0	.0	.0	.0	.0	.0	.0	.0	22.6	.0	.0	.0	22.6	.0
CHRISTMAS ROSE	.0	.0	.0	.0	.0	.0	.0	.0	.0	.0	.0	.0	21.7	22.6	.0	.0	.0	22.1	21.6
CONCORD	.0	.0	.0	.0	.0	.0	.0	.0	18.0	.0	.0	.0	.0	.0	.0	.0	.0	18.0	18.0
EMPERATRIZ	.0	.0	.0	.0	.0	.0	.0	.0	.0	.0	.0	.0	.0	.0	19.6	.0	.0	19.6	20.8
EMPEROR	.0	.0	.0	.0	.0	.0	.0	.0	.0	.0	.0	.0	19.1	19.4	.0	.0	.0	19.3	19.0
EXOTIC	.0	.0	.0	.0	.0	.0	.0	.0	.0	.0	.0	.0	18.8	19.2	.0	.0	.0	19.2	19.4
FLAME SEEDLESS	.0	23.5	.0	.0	.0	.0	.0	21.0	.0	.0	.0	22.8	.0	23.0	23.0	.0	.0	.0	23.0
FLAME TOKAY	.0	.0	.0	.0	.0	.0	.0	20.0	.0	18.5	.0	.0	.0	.0	.0	.0	16.8	18.5	17.8
GOLDEN MUSCAT	.0	.0	.0	.0	.0	.0	.0	.0	.0	.0	.0	.0	.0	.0	20.2	.0	.0	20.2	20.0
ITALIA	.0	.0	.0	.0	.0	.0	.0	.0	.0	.0	.0	.0	22.7	21.6	.0	.0	.0	21.7	22.2
MAJESTIC	.0	.0	.0	.0	.0	.0	.0	.0	.0	.0	.0	.0	.0	20.4	.0	.0	.0	20.4	.0
OLIVETTE BLANCHE	.0	.0	.0	.0	.0	.0	.0	.0	.0	.0	.0	.0	.0	17.3	.0	.0	.0	17.3	20.4
PERLETTE	.0	.0	.0	.0	.0	.0	.0	.0	.0	.0	.0	.0	.0	17.0	18.3	.0	.0	18.0	21.4
QUEEN	.0	.0	.0	.0	.0	.0	.0	.0	.0	.0	.0	.0	.0	21.1	20.7	.0	.0	20.7	21.7
RED GLOBE/ROSE-ITO	.0	.0	.0	.0	.0	.0	.0	.0	.0	.0	.0	.0	.0	19.1	21.3	.0	.0	20.7	20.4
RED MALAGA	.0	.0	.0	.0	.0	.0	.0	.0	.0	.0	.0	.0	.0	.0	.0	.0	.0	.0	22.0
RIBIER	.0	.0	.0	.0	.0	.0	.0	.0	.0	.0	19.6	18.5	19.5	19.8	.0	.0	.0	19.7	19.6
ROGUE	.0	.0	.0	.0	.0	.0	.0	.0	.0	.0	.0	.0	.0	.0	17.6	.0	.0	17.6	.0
RUBY SEEDLESS/KING RUBY	.0	.0	.0	.0	.0	.0	.0	.0	.0	.0	.0	.0	.0	22.0	21.4	.0	.0	21.9	22.5
SUPERIOR SEEDLESS	.0	.0	.0	.0	.0	.0	.0	.0	.0	.0	.0	.0	.0	.0	18.0	.0	.0	18.0	19.3
WHITE MALAGA	.0	.0	.0	.0	.0	.0	.0	.0	.0	.0	.0	.0	20.1	19.6	.0	.0	.0	19.9	20.5
PACKINGHOUSE CULLS	.0	.0	.0	.0	.0	.0	.0	.0	.0	.0	.0	.0	20.8	.0	.0	.0	.0	20.8	18.8
OTHER TABLE A/	.0	.0	.0	.0	.0	.0	.0	.0	.0	.0	.0	.0	25.3	20.9	.0	.0	.0	24.5	22.5
TOTAL TABLE	.0	23.5	.0	.0	.0	.0	.0	21.0	18.1	.0	18.5	18.5	21.3	20.6	22.8	.0	16.8	19.6	19.2
<b>WINE GRAPES (WHITE):</b>																			
BURGER	18.3	.0	17.1	20.4	.0	.0	.0	20.5	.0	16.5	15.8	18.5	16.2	.0	22.0	.0	16.3	15.7	
CHARDONNAY	22.3	22.3	22.7	22.6	23.2	23.2	22.7	22.7	22.5	23.0	22.3	22.2	21.8	22.1	24.2	23.1	22.5	22.6	21.9
CHENIN BLANC	21.4	21.4	21.4	21.7	21.7	22.4	20.5	21.0	20.1	22.4	20.6	20.2	20.2	19.4	.0	21.1	21.0	20.2	20.0
EMERALD RIESLING	.0	.0	.0	.0	.0	.0	21.0	.0	.0	.0	.0	.0	21.7	20.6	.0	.0	.0	20.8	21.0
FEHER SZAGOS	.0	.0	.0	.0	.0	.0	.0	.0	.0	.0	.0	.0	20.8	.0	.0	.0	.0	20.8	21.9
FLORA	25.9	.0	.0	18.9	.0	.0	.0	.0	22.3	.0	.0	.0	.0	.0	.0	.0	.0	23.2	21.0
FOLLE BLANCHE	.0	.0	18.0	.0	.0	.0	.0	.0	.0	.0	.0	.0	.0	.0	.0	.0	.0	18.0	20.2
FRENCH COLOMBARD	20.7	.0	20.5	21.4	21.3	21.0	20.2	.0	20.8	22.6	20.9	20.8	20.8	19.8	.0	.0	21.5	20.6	20.7
GEWURZTRAMINER	22.5	.0	22.1	23.0	21.5	19.3	21.7	23.1	22.6	22.0	.0	22.3	.0	.0	.0	20.5	.0	22.2	21.6
GRAY RIESLING	21.5	.0	21.3	23.4	22.0	21.0	25.6	19.0	.0	.0	20.6	.0	.0	17.8	.0	.0	.0	20.4	20.2
GREEN HUNGARIAN	18.7	.0	19.2	.0	17.6	.0	.0	18.4	.0	.0	.0	16.1	.0	19.6	.0	20.2	.0	18.2	17.5
KLEINBERGER	.0	.0	21.1	.0	.0	.0	.0	.0	.0	.0	.0	.0	.0	.0	.0	.0	.0	21.1	20.2
MALVASIA BIANCA	.0	.0	.0	21.6	.0	22.1	20.9	.0	.0	.0	.0	19.0	22.2	22.1	22.7	.0	.0	20.4	20.3
MUSCAT BLANC/M CANELLI	23.9	21.8	24.5	22.9	.0	.0	19.3	21.3	.0	22.3	18.2	20.5	20.3	18.4	.0	22.4	.0	20.5	21.3
MUSCAT ORANGE	.0	.0	.0	.0	.0	.0	.0	.0	24.0	23.9	.0	19.9	20.9	.0	.0	.0	.0	21.2	21.5
PALOMINO/G CHASSELAS	21.2	.0	23.1	.0	.0	20.0	.0	23.1	.0	21.2	19.6	20.0	21.2	.0	.0	22.6	.0	21.2	20.6
PINOT BLANC	23.5	.0	20.2	19.9	.0	23.1	22.0	20.9	.0	21.3	.0	21.3	21.8	.0	.0	19.1	.0	21.4	21.1
PINOT GRIS	.0	.0	.0	19.7	.0	23.5	.0	.0	.0	.0	.0	.0	.0	.0	.0	20.9	.0	19.9	.0
ROUSSANNE	.0	.0	.0	.0	.0	24.0	.0	.0	.0	.0	.0	.0	.0	.0	.0	.0	.0	24.0	.0
SAUVIGNON BLANC	22.5	22.9	22.6	22.5	22.9	22.9	21.7	22.1	21.6	22.8	21.8	21.5	22.0	22.3	.0	21.7	22.6	22.1	21.6
SAUVIGNON MOSQUE	.0	.0	.0	21.4	.0	.0	20.7	.0	.0	.0	.0	.0	.0	.0	.0	.0	.0	20.7	22.4
SAUVIGNON VERT	21.3	.0	21.9	.0	.0	.0	.0	.0	.0	.0	.0	.0	.0	.0	.0	.0	.0	21.8	20.9
SCHUREBE	.0	.0	.0	26.7	.0	.0	.0	.0	.0	.0	.0	.0	.0	.0	.0	.0	.0	26.7	39.6
SEMILLON	22.3	21.5	22.6	21.6	.0	22.5	20.6	21.5	21.1	20.7	20.2	19.7	21.4	21.1	.0	21.1	23.2	21.1	20.9
ST. EMILION (UGNI BLANC)	.0	.0	.0	.0	.0	21.0	.0	.0	.0	.0	.0	.0	.0	21.8	21.0	.0	23.2	.0	21.7
SYLVANER	22.0	.0	23.0	20.9	.0	19.3	19.9	20.0	.0	.0	.0	.0	.0	21.0	.0	.0	.0	20.6	21.7
SYMPHONY	.0	.0	19.9	.0	21.0	21.0	.0	.0	19.5	20.1	20.3	19.4	18.8	.0	.0	.0	21.4	19.9	19.3
VIOGNIER	26.0	.0	21.9	23.9	.0	24.0	25.4	23.0	20.3	.0	.0	.0	.0	.0	.0	.0	.0	23.9	.0
WHITE RIESLING	23.0	21.2	21.3	21.7	20.5	21.5	21.8	21.6	23.8	22.1	21.8	21.0	23.0	.0	.0	21.0	.0	21.8	22.0
OTHER WHITE A/	21.5	.0	21.7	23.0	23.5	24.0	20.6	.0	.0	22.3	23.7	21.0	19.5	20.7	.0	21.5	.0	19.9	20.4
TOTAL WHITE	22.0	22.3	22.3	22.4	22.7	22.7	21.6	22.2	21.0	22.7	20.3	20.5	20.7	19.7	22.7	22.4	21.7	20.8	20.7



TABLE 3: WEIGHTED AVERAGE DEGREES BRIX FOR ALL GRAPES CRUSHED BY CALIFORNIA PROCESSORS FROM THE 1990 CROP BY TYPE, VARIETY AND REPORTING DISTRICT WHERE GROWN, WITH COMPARISONS (CONT'D.)

TYPE AND VARIETY	DEGREES BRIX															1990	1989		
	1	2	3	4	5	6	7	8	9	10	11	12	13	14	15	16	17	STATE	STATE
																		TOTAL	TOTAL
WINE GRAPES (RED):																			
ALEATICO	.0	.0	.0	.0	.0	.0	22.0	.0	.0	.0	.0	22.5	20.3	.0	.0	.0	22.2	20.8	
ALICANTE BOUSCHET	.0	.0	23.1	.0	22.2	23.9	.0	.0	.0	19.5	.0	23.3	21.9	21.5	.0	.0	22.8	21.8	
BARBERA	23.8	22.0	23.3	23.9	23.8	23.0	.0	24.0	18.7	23.8	24.2	22.6	23.1	22.7	21.3	.0	.0	22.9	22.5
BLACK MALVOISIE	.0	.0	23.3	.0	.0	.0	.0	.0	.0	22.3	21.0	.0	21.2	.0	.0	.0	.0	21.2	21.2
BRUNELLO	.0	.0	.0	.0	.0	.0	.0	23.5	.0	.0	.0	.0	.0	.0	.0	.0	.0	23.5	.0
CABERNET FRANC	23.5	23.4	23.2	23.1	22.1	22.5	23.4	22.7	22.3	22.7	.0	.0	.0	.0	.0	22.2	.0	23.1	23.1
CABERNET SAUVIGNON	23.1	23.5	23.3	23.1	22.7	22.8	23.4	23.3	22.8	23.5	23.0	23.2	22.0	23.4	21.7	22.6	22.9	23.1	22.4
CARIGNANE	22.8	.0	23.3	23.2	23.0	23.2	24.0	.0	22.9	23.4	23.0	22.7	22.7	23.0	.0	21.9	.0	22.8	21.2
CARMINE	.0	.0	23.3	22.3	.0	.0	24.3	22.5	.0	26.6	.0	.0	22.4	19.0	.0	22.5	.0	22.3	23.6
CARNELIAN	.0	.0	.0	.0	.0	.0	.0	.0	.0	.0	22.2	.0	23.5	21.3	.0	.0	.0	22.7	24.2
CENTURIAN	.0	.0	.0	.0	.0	.0	.0	.0	.0	23.6	.0	23.0	.0	.0	.0	.0	.0	23.0	24.4
CHARBONO	21.2	.0	.0	21.9	.0	21.0	.0	.0	.0	19.0	.0	.0	.0	.0	.0	.0	.0	21.6	21.5
CINSAULT	.0	.0	23.2	.0	.0	.0	.0	.0	.0	.0	.0	.0	.0	.0	.0	.0	.0	23.2	.0
EARLY BURGUNDY	24.1	.0	22.2	23.3	26.6	.0	23.9	.0	.0	.0	.0	.0	.0	.0	.0	.0	.0	24.1	21.6
GAMAY (NAPA)	21.4	21.1	21.5	21.7	21.6	.0	19.8	20.7	17.6	.0	21.3	.0	20.2	20.1	.0	19.0	21.6	20.7	20.4
GAMAY BEAUJOLAIS	22.7	22.7	22.9	22.8	23.2	.0	23.6	23.2	.0	.0	.0	.0	22.1	.0	.0	21.8	.0	23.2	21.9
GRENACHE	22.9	.0	24.1	19.3	.0	22.7	22.0	.0	17.6	24.1	.0	20.2	19.9	21.5	22.5	21.0	.0	20.2	19.8
GRIGNOLINO	.0	.0	.0	23.0	.0	21.0	.0	.0	.0	.0	.0	.0	.0	.0	.0	.0	.0	22.1	22.5
LAMBRUSCO	.0	.0	.0	.0	.0	.0	.0	.0	.0	.0	.0	.0	20.3	.0	.0	.0	.0	20.3	.0
MALBEC	.0	21.8	24.9	23.1	.0	.0	23.2	21.5	.0	.0	.0	23.4	.0	.0	.0	.0	.0	23.4	23.0
MATARO/MOUJEDRE	23.3	.0	22.3	22.0	.0	23.5	.0	21.8	22.0	22.5	.0	.0	.0	.0	22.7	22.3	.0	23.2	23.0
MERLOT	23.3	23.1	23.2	23.0	23.2	22.7	23.6	22.8	22.1	23.2	23.5	23.8	23.8	21.1	.0	23.0	23.0	23.1	22.8
MEUNIER	.0	.0	19.1	18.6	.0	.0	.0	.0	.0	.0	.0	.0	.0	.0	.0	.0	.0	18.6	18.3
MISSION	.0	.0	21.8	.0	.0	22.0	.0	.0	.0	26.4	23.7	24.4	23.2	.0	22.2	.0	.0	23.7	22.6
MUSCAT HAMBURG	.0	.0	.0	26.0	.0	21.0	.0	22.5	.0	22.9	.0	27.1	.0	.0	.0	.0	.0	24.7	21.8
NEBBIOLO	.0	.0	24.2	.0	.0	.0	23.2	.0	22.9	.0	25.1	.0	.0	.0	.0	.0	.0	24.0	23.1
PETITE SIRAH	22.9	21.5	23.1	23.2	23.0	22.2	21.7	23.2	20.2	22.3	23.4	22.7	23.3	22.9	.0	26.7	22.8	22.6	21.8
PETITE VERDOT	.0	22.8	22.5	22.5	.0	25.6	23.5	.0	.0	.0	.0	.0	.0	.0	.0	.0	.0	22.6	21.0
PFEFFER CABERNET	.0	.0	.0	.0	.0	.0	23.0	.0	.0	.0	.0	.0	.0	.0	.0	.0	.0	23.0	24.7
PINOT NOIR	20.9	.0	20.6	20.5	22.5	23.4	22.2	21.8	22.7	22.4	22.5	.0	23.7	.0	21.5	.0	.0	21.0	20.4
PINOT ST GEORGE	.0	.0	24.0	.0	.0	.0	23.8	.0	.0	.0	.0	.0	.0	.0	.0	.0	.0	23.8	31.0
REFOSCO/MONDEUSE	.0	.0	.0	.0	.0	.0	22.1	.0	.0	.0	.0	.0	.0	.0	.0	.0	.0	22.1	20.4
ROYALTY	.0	.0	.0	.0	.0	.0	.0	.0	.0	.0	22.0	21.2	21.9	21.7	.0	.0	.0	21.9	22.5
RUBIRED	.0	.0	.0	.0	.0	.0	.0	.0	.0	.0	24.7	22.9	22.8	22.8	.0	.0	24.0	22.8	22.5
RUBY CABERNET	.0	.0	23.5	22.5	.0	22.2	.0	.0	27.0	22.6	25.4	22.6	23.3	23.3	.0	22.1	.0	23.1	22.6
SALVADOR	.0	.0	.0	.0	.0	19.3	.0	.0	.0	.0	.0	20.3	24.2	21.0	21.5	.0	.0	21.0	21.0
SANGIOVETO/SANGIOVESE	.0	.0	24.0	23.4	20.6	.0	.0	19.5	23.5	22.4	.0	.0	.0	.0	.0	23.1	.0	23.3	22.3
SOUZAO	.0	.0	.0	.0	.0	.0	22.3	.0	.0	23.1	.0	.0	22.4	.0	.0	.0	.0	22.4	22.3
ST MACAIRE	.0	.0	.0	23.5	.0	.0	.0	.0	.0	.0	.0	23.2	.0	.0	.0	.0	.0	23.2	22.2
SYRAH/FRENCH SYRAH-SHIRAZ	22.1	.0	23.5	23.1	.0	23.8	22.8	22.8	23.0	22.8	23.0	.0	.0	.0	.0	.0	.0	22.8	22.9
TINTA CAO	.0	.0	.0	.0	.0	.0	.0	.0	24.0	.0	.0	21.1	.0	.0	.0	.0	.0	23.7	22.5
TINTA MADEIRA	.0	.0	.0	.0	.0	.0	.0	.0	.0	19.5	.0	23.7	.0	.0	.0	.0	.0	23.0	22.5
TOURIGA	.0	.0	.0	.0	.0	.0	.0	.0	.0	.0	.0	22.8	.0	.0	.0	.0	.0	22.8	21.2
VALDEPENAS	.0	.0	.0	.0	.0	.0	.0	.0	.0	.0	.0	24.6	24.3	.0	.0	.0	.0	24.6	22.4
ZINFANDEL	20.0	21.1	21.3	20.5	19.9	22.3	20.0	20.6	19.2	22.4	18.9	18.9	18.4	17.8	24.3	21.3	19.9	19.4	18.7
OTHER RED A/	21.4	23.5	21.0	23.5	22.4	22.3	.0	22.4	.0	23.2	21.8	22.4	19.8	21.6	23.2	.0	.0	21.1	21.6
TOTAL RED	21.6	22.7	22.1	22.0	22.0	22.7	22.1	22.1	19.1	22.6	20.3	21.5	21.9	22.0	23.0	21.8	21.8	21.6	20.9
TOTAL WINE	21.8	22.5	22.2	22.2	22.3	22.7	21.7	22.1	19.9	22.6	20.3	20.9	21.1	20.4	23.0	22.3	21.7	21.1	20.8
TOTAL ALL VARIETIES	21.8	22.5	22.2	22.2	22.3	22.7	21.7	22.1	19.9	22.6	19.7	20.9	21.1	20.6	23.0	22.3	21.7	21.0	20.7

A/ OTHER CATEGORIES INCLUDE MINOR VARIETIES AS WELL AS MIXED VARIETIES.

TABLE 4: TONS OF GRAPES PURCHASED FOR WINE, CONCENTRATE, JUICE, VINEGAR, AND BEVERAGE BRANDY, BY CALIFORNIA PROCESSORS FROM THE 1990 CROP BY TYPE, VARIETY, AND REPORTING DISTRICT WHERE GROWN, WITH COMPARISONS

TYPE AND VARIETY	1	2	3	4	5	6	7	8	9	10
TONS										
<b>RAISIN GRAPES:</b>										
CANNER	.0	.0	.0	.0	.0	.0	.0	.0	.0	.0
MUSCATS ALEXANDRIA	.0	.0	.0	.0	.0	.0	.0	.0	5.1	2.2
SULTANAS	.0	.0	.0	.0	.0	.0	.0	.0	.0	.0
THOMPSON SEEDLESS	.0	.0	.0	.0	.0	.0	.0	.0	.0	.0
OTHER RAISIN A/	.0	.0	.0	.0	.0	.0	.0	.0	.0	.0
<b>TOTAL RAISIN</b>	<b>.0</b>	<b>.0</b>	<b>.0</b>	<b>.0</b>	<b>.0</b>	<b>.0</b>	<b>.0</b>	<b>.0</b>	<b>5.1</b>	<b>2.2</b>
<b>TABLE GRAPES:</b>										
ALMERIA	.0	.0	.0	.0	.0	.0	.0	.0	.0	.0
BEAUTY SLD/BLK BEAUTY	.0	.0	.0	.0	.0	.0	.0	.0	.0	.0
BLACK MONUKKA	.0	.0	.0	.0	.0	.0	.0	.0	.0	.0
BLACK PRINCE/ROSE OF PERU	.0	.0	.0	.0	.0	.0	.0	.0	.0	.0
BLACK SEEDLESS	.0	.0	.0	.0	.0	.0	.0	.0	.0	.0
BLUSH SEEDLESS	.0	.0	.0	.0	.0	.0	.0	.0	.0	.0
CALMERIA	.0	.0	.0	.0	.0	.0	.0	.0	.0	.0
CARDINAL	.0	.0	.0	.0	.0	.0	.0	.0	.0	.0
CHRISTMAS ROSE	.0	.0	.0	.0	.0	.0	.0	.0	.0	.0
CONCORD	.0	.0	.0	.0	.0	.0	.0	.0	101.4	.0
EMPERATRIZ	.0	.0	.0	.0	.0	.0	.0	.0	.0	.0
EMPEROR	.0	.0	.0	.0	.0	.0	.0	.0	.0	.0
EXOTIC	.0	.0	.0	.0	.0	.0	.0	.0	.0	.0
FLAME SEEDLESS	.0	30.5	.0	.0	.0	.0	.0	.0	.0	.0
FLAME TOKAY	.0	.0	.0	.0	.0	.0	.0	.0	.0	.0
ITALIA	.0	.0	.0	.0	.0	.0	.0	.0	.0	.0
PERLETTE	.0	.0	.0	.0	.0	.0	.0	.0	.0	.0
QUEEN	.0	.0	.0	.0	.0	.0	.0	.0	.0	.0
RED GLOBE/ROSE-ITO	.0	.0	.0	.0	.0	.0	.0	.0	.0	.0
RED MALAGA	.0	.0	.0	.0	.0	.0	.0	.0	.0	.0
RIBIER	.0	.0	.0	.0	.0	.0	.0	.0	.0	.0
RUBY SEEDLESS/KING RUBY	.0	.0	.0	.0	.0	.0	.0	.0	.0	.0
SUPERIOR SEEDLESS	.0	.0	.0	.0	.0	.0	.0	.0	.0	.0
WHITE MALAGA	.0	.0	.0	.0	.0	.0	.0	.0	.0	.0
OTHER TABLE A/	.0	.0	.0	.0	.0	.0	.0	.0	.0	.0
<b>TOTAL TABLE</b>	<b>.0</b>	<b>30.5</b>	<b>.0</b>	<b>.0</b>	<b>.0</b>	<b>.0</b>	<b>.0</b>	<b>.0</b>	<b>101.4</b>	<b>.0</b>
<b>WINE GRAPES (WHITE):</b>										
BURGER	12.9	.0	85.1	19.8	.0	.0	.0	.0	.0	.0
CHARDONNAY	6,623.1	516.5	29,879.3	22,654.9	1,508.9	1,953.7	12,932.1	14,825.6	651.6	409.0
CHENIN BLANC	2,046.8	80.1	2,721.0	2,745.0	290.1	93.0	7,725.1	3,618.7	443.4	162.8
EMERALD RIESLING	.0	.0	.0	.0	.0	.0	.0	.0	.0	.0
FEHER SZAGOS	.0	.0	.0	.0	.0	.0	.0	.0	.0	.0
FLORA	8.2	.0	.0	20.7	.0	.0	.0	.0	.0	.0
FRENCH COLOMBARD	1,481.5	.0	3,711.6	145.3	288.0	10.5	2,342.4	.0	1,147.4	130.7
GEWURZTRAMINER	559.0	.0	1,328.7	151.5	2.2	76.4	2,324.6	777.4	.2	4.1
GRAY RIESLING	65.2	.0	86.0	52.0	8.8	143.7	157.8	17.8	.0	.0
GREEN HUNGARIAN	377.6	.0	51.7	.0	.0	.0	.0	224.5	.0	.0
KLEINBERGER	.0	.0	8.0	.0	.0	.0	.0	.0	.0	.0
MALVASIA BIANCA	.0	.0	.0	.4	.0	.0	37.5	.0	.0	.0
MUSCAT BLANC/M CANELLI	34.2	145.2	192.2	135.3	.0	.0	633.9	791.1	.0	26.6
MUSCAT ORANGE	.0	.0	.0	.0	.0	.0	.0	.0	1.2	14.2
PALOMINO/G CHASSELAS	49.2	.0	13.9	.0	.0	.0	.0	.0	.0	10.6
PINOT BLANC	86.5	.0	843.0	280.5	.0	128.2	2,434.3	183.1	.0	.0
SAUVIGNON BLANC	1,905.8	1,267.0	5,038.2	6,542.6	875.9	89.4	4,304.9	4,779.4	348.5	476.0
SAUVIGNON MOSQUE	.0	.0	.0	7.8	.0	.0	143.0	.0	.0	.0
SAUVIGNON VERT	18.1	.0	194.3	.0	.0	.0	.0	.0	.0	.0
SEMILLON	47.0	111.3	503.0	772.4	.0	94.0	1,432.5	397.6	.0	20.2
ST. EMILION (UGNI BLANC)	.0	.0	.0	.0	.0	.0	.0	.0	.0	.0
SYLVANER	.0	.0	18.5	24.8	.0	25.4	83.8	.0	.0	.0
SYMPHONY	.0	.0	587.0	.0	.0	.0	.0	.0	.0	.0
WHITE RIESLING	343.4	388.5	1,147.2	844.3	.0	20.1	8,988.4	1,836.0	.0	29.4
OTHER WHITE A/	23.7	.0	114.9	26.8	8.3	1.0	140.4	.0	.0	.7
<b>TOTAL WHITE</b>	<b>13,682.2</b>	<b>2,508.6</b>	<b>46,523.6</b>	<b>34,424.1</b>	<b>2,982.2</b>	<b>2,635.4</b>	<b>43,680.7</b>	<b>27,451.2</b>	<b>2,592.3</b>	<b>1,284.3</b>

TABLE 4: TONS OF GRAPES PURCHASED FOR WINE, CONCENTRATE, JUICE, VINEGAR, AND BEVERAGE BRANDY, BY CALIFORNIA PROCESSORS FROM THE 1990 CROP BY TYPE, VARIETY, AND REPORTING DISTRICT WHERE GROWN, WITH COMPARISONS (CONT'D.)

TYPE AND VARIETY	11	12	13	14	15	16	17	1990 STATE TOTAL	1989 STATE TOTAL
TONS									
<b>RAISIN GRAPES:</b>									
CANNER	.0	.0	152.6	.0	.0	.0	.0	152.6	153.9
MUSCATS ALEXANDRIA	.0	.0	13,900.8	19,282.8	.0	.0	.0	33,190.9	32,971.2
SULTANAS	.0	.0	176.1	.0	.0	.0	.0	176.1	238.0
THOMPSON SEEDLESS	4.5	8,021.3	121,200.1	37,307.6	.0	.0	.0	166,533.5	239,867.7
OTHER RAISIN A/	.0	.0	.0	.0	.0	.0	.0	.0	47.9
<b>TOTAL RAISIN</b>	<b>4.5</b>	<b>8,021.3</b>	<b>135,429.6</b>	<b>56,590.4</b>	<b>.0</b>	<b>.0</b>	<b>.0</b>	<b>200,053.1</b>	<b>273,278.7</b>
<b>TABLE GRAPES:</b>									
ALMERIA	.0	.0	.0	12.3	.0	.0	.0	12.3	5.2
BEAUTY SLDS/BLK BEAUTY	.0	.0	5.6	.0	.0	.0	.0	5.6	.0
BLACK MONUKKA	.0	.0	146.3	.0	.0	.0	.0	146.3	1,243.8
BLACK PRINCE/ROSE OF PERU	.0	.0	.0	.0	38.5	.0	.0	38.5	174.6
BLACK SEEDLESS	.0	.0	.0	.0	.0	.0	.0	.0	207.4
BLUSH SEEDLESS	.0	.0	.0	17.4	.0	.0	.0	17.4	.0
CALMERIA	.0	.0	257.7	965.8	.0	.0	.0	1,223.5	2,346.6
CARDINAL	.0	.0	.0	.0	.0	.0	.0	.0	166.5
CHRISTMAS ROSE	.0	.0	663.6	139.6	.0	.0	.0	803.2	598.1
CONCORD	.0	.0	.0	.0	.0	.0	.0	101.4	125.8
EMPERATRIZ	.0	.0	.0	45.2	.0	.0	.0	45.2	1,111.9
EMPEROR	.0	.0	1,551.1	541.9	.0	.0	.0	2,093.0	1,797.7
EXOTIC	.0	.0	274.7	498.2	.0	.0	.0	772.9	231.9
FLAME SEEDLESS	.0	.0	5,177.3	3,392.8	.0	.0	.0	8,600.6	9,301.8
FLAME TOKAY	83,222.5	.0	.0	.0	.0	.0	.0	83,222.5	100,163.5
ITALIA	.0	.0	16.1	104.8	.0	.0	.0	120.9	279.2
PERLETTE	.0	.0	.0	101.9	.0	.0	.0	101.9	.0
QUEEN	.0	.0	43.1	429.7	.0	.0	.0	472.8	604.1
RED GLOBE/ROSE-ITO	.0	.0	566.3	51.8	.0	.0	.0	618.1	1,083.1
RED MALAGA	.0	.0	.0	.0	.0	.0	.0	.0	149.8
RIBIER	6.5	35.0	636.1	3,646.4	.0	.0	.0	4,324.0	5,116.5
RUBY SEEDLESS/KING RUBY	.0	.0	3,993.3	2,213.4	.0	.0	.0	6,206.7	9,518.1
SUPERIOR SEEDLESS	.0	.0	.0	1,581.9	.0	.0	.0	1,581.9	5,678.1
WHITE MALAGA	.0	.0	7,404.2	5,601.1	.0	.0	.0	13,005.3	10,305.3
OTHER TABLE A/	.0	.0	1,013.0	.0	.0	.0	.0	1,013.0	322.1
<b>TOTAL TABLE</b>	<b>83,229.0</b>	<b>35.0</b>	<b>21,748.4</b>	<b>19,344.2</b>	<b>38.5</b>	<b>.0</b>	<b>.0</b>	<b>124,527.0</b>	<b>150,531.1</b>
<b>WINE GRAPES (WHITE):</b>									
BURGER	14,170.4	4,076.0	779.0	7,946.2	.0	39.1	.0	27,128.5	28,546.8
CHARDONNAY	10,681.9	7,736.7	4,030.7	1,495.7	.0	1,901.3	2,219.7	120,020.7	103,143.6
CHENIN BLANC	15,401.1	38,786.5	118,750.2	52,248.5	.0	573.7	4,839.9	250,525.9	265,766.3
EMERALD RIESLING	.0	.0	1,802.0	11,250.4	.0	.0	.0	13,052.4	12,987.5
FEHER SZAGOS	.0	.0	111.5	.0	.0	.0	.0	111.5	121.0
FLORA	.0	.0	.0	.0	.0	.0	.0	28.9	144.8
FRENCH COLOMBARD	29,598.0	112,006.7	383,098.5	127,900.6	.0	.0	1,837.9	663,699.1	558,489.4
GEWURZTRAMINER	.0	48.7	.0	.0	.0	.0	.0	5,272.8	6,534.9
GRAY RIESLING	172.5	.0	.0	724.7	.0	.0	.0	1,428.5	1,496.1
GREEN HUNGARIAN	.0	230.0	.0	98.5	.0	.4	.0	982.7	1,478.1
KLEINBERGER	.0	.0	.0	.0	.0	.0	.0	8.0	17.3
MALVASIA BIANCA	.0	7,011.7	5,499.8	521.8	17.2	.0	.0	13,088.4	14,802.4
MUSCAT BLANC/M CANELLI	63.2	31.2	5,464.2	187.9	.0	115.2	.0	7,820.2	8,556.2
MUSCAT ORANGE	.0	27.1	134.7	.0	.0	.0	.0	177.2	189.0
PALOMINO/G CHASSELAS	105.9	251.0	7,435.9	.0	.0	594.0	.0	8,460.5	9,749.2
PINOT BLANC	.0	155.0	108.4	.0	.0	79.1	.0	4,298.1	4,064.1
SAUVIGNON BLANC	8,886.4	8,006.7	1,034.0	475.5	.0	609.6	1,497.1	46,137.0	59,602.3
SAUVIGNON MOSQUE	.0	.0	.0	.0	.0	.0	.0	150.8	157.1
SAUVIGNON VERT	.0	.0	.0	.0	.0	.0	.0	212.4	253.3
SEMILLON	1,392.5	649.6	2,810.9	1,389.2	.0	14.8	153.8	9,788.8	11,010.5
ST. EMILION (UGNI BLANC)	.0	.0	4,529.0	694.9	.0	51.1	.0	5,275.0	4,796.2
SYLVANER	.0	.0	.0	141.6	.0	.0	.0	294.1	516.2
SYMPHONY	43.8	197.0	29.4	.0	.0	.0	74.9	932.1	460.4
WHITE RIESLING	186.6	.0	146.1	.0	.0	170.3	.0	14,100.3	12,696.2
OTHER WHITE A/	14.0	.0	497.3	39.7	.0	12.8	.0	879.6	455.5
<b>TOTAL WHITE</b>	<b>80,716.3</b>	<b>179,213.9</b>	<b>536,261.6</b>	<b>205,115.2</b>	<b>17.2</b>	<b>4,161.4</b>	<b>10,623.3</b>	<b>1,193,873.5</b>	<b>1,106,034.4</b>

A/ OTHER CATEGORIES INCLUDE MINOR VARIETIES AS WELL AS MIXED VARIETIES.

TABLE 4: TONS OF GRAPES PURCHASED FOR WINE, CONCENTRATE, JUICE, VINEGAR, AND BEVERAGE BRANDY, BY CALIFORNIA PROCESSORS FROM THE 1990 CROP BY TYPE, VARIETY, AND REPORTING DISTRICT WHERE GROWN, WITH COMPARISONS (CONT'D.)

TYPE AND VARIETY	1	2	3	4	5	6	7	8	9	10
TONS										
WINE GRAPES (RED):										
ALEATICO	.0	.0	.0	.0	.0	.0	.0	25.9	.0	.0
ALICANTE BOUSCHET	.0	.0	89.0	.0	2.4	13.2	.0	.0	.0	.0
BARBERA	47.3	.0	39.8	.0	6.8	2.4	.0	2.6	.0	52.0
BLACK MALVOISIE	.0	.0	1.6	.0	.0	.0	.0	.0	.0	2.3
BRUNELLO	.0	.0	.0	.0	.0	.0	.0	4.8	.0	.0
CABERNET FRANC	148.2	106.2	818.7	1,314.4	1.3	.0	213.7	192.3	.0	44.0
CABERNET SAUVIGNON	1,941.5	2,071.7	9,397.9	13,897.0	941.3	226.7	8,337.5	6,829.8	518.5	283.0
CARIGNANE	4,774.0	.0	966.1	24.7	146.5	270.1	4.4	.0	177.5	12.1
CARMINE	.0	.0	.0	1.2	.0	.0	2.1	10.1	.0	2.2
CARNELIAN	.0	.0	.0	.0	.0	.0	.0	.0	.0	.0
CENTURIAN	.0	.0	.0	.0	.0	.0	.0	.0	.0	.0
CHARBONO	51.3	.0	.0	115.3	.0	.0	.0	.0	.0	5.6
CINSAULT	.0	.0	32.3	.0	.0	.0	.0	.0	.0	.0
EARLY BURGUNDY	21.1	.0	25.9	10.1	31.9	.0	178.3	.0	.0	.0
GAMAY (NAPA)	158.2	203.8	637.2	1,030.6	716.6	.0	1,539.4	681.2	33.6	.0
GAMAY BEAUJOLAIS	589.9	33.3	473.7	100.1	.0	.0	1,118.9	79.7	.0	.0
GRENACHE	118.2	.0	18.8	83.1	.0	78.6	537.1	.0	2,780.9	19.4
GRIGNOLINO	.0	.0	.0	.0	.0	.0	.0	.0	.0	.0
MALBEC	.0	.0	4.8	48.1	.0	.0	.6	.0	.0	.0
MATARO/MOUVEDRE	5.5	.0	13.0	10.6	.0	415.4	.0	.0	6.7	5.9
MERLOT	108.6	241.8	2,480.0	3,680.4	48.3	146.3	656.1	1,132.3	28.4	43.3
MEUNIER	.0	.0	79.9	220.9	.0	.0	.0	.0	.0	.0
MISSION	.0	.0	.0	.0	.0	2.3	.0	.0	.0	19.8
MUSCAT HAMBURG	.0	.0	.0	.0	.0	.0	.0	.6	.0	8.6
NEBBIOLO	.0	.0	.3	.0	.0	.0	.0	20.8	.0	1.2
PETITE SIRAH	1,087.3	16.0	374.1	604.7	182.3	19.5	1,032.7	200.4	127.5	37.3
PETITE VERDOT	.0	.0	20.7	3.4	.0	.0	.0	.0	.0	.0
PFEFFER CABERNET	.0	.0	.0	.0	.0	.0	21.3	.0	.0	.0
PINOT NOIR	1,268.9	.0	8,602.2	7,179.3	74.1	325.5	4,562.9	2,876.2	.8	14.2
PINOT ST GEORGE	.0	.0	3.8	.0	.0	.0	.0	.0	.0	.0
REFOSCO/MONDEUSE	.0	.0	.0	.0	.0	.0	58.8	.0	.0	.0
ROYALTY	.0	.0	.0	.0	.0	.0	.0	.0	.0	.0
RUBIRED	.0	.0	.0	.0	.0	.0	.0	.0	.0	.0
RUBY CABERNET	.0	.0	2.8	.0	.0	.0	.0	.0	.0	.0
SALVADOR	.0	.0	.0	.0	.0	44.9	.0	.0	.0	.0
SANGIOVETO/SANGIOVESE	.0	.0	.0	.0	.0	.0	.0	.0	.0	.0
SOUZAO	.0	.0	.0	.0	.0	.0	37.3	.0	.0	4.1
ST MACAIRE	.0	.0	.0	.0	.0	.0	.0	.0	.0	.0
SYRAH/FRENCH SYRAH-SHIRAZ	34.5	.0	25.3	9.3	.0	2.3	13.1	129.7	.0	12.9
TINTA CAO	.0	.0	.0	.0	.0	.0	.0	.0	.0	7.9
TINTA MADEIRA	.0	.0	.0	.0	.0	.0	.0	.0	.0	.0
VALDEPENAS	.0	.0	.0	.0	.0	.0	.0	.0	.0	.0
ZINFANDEL	6,878.5	959.0	13,357.4	6,221.9	487.2	1,050.0	3,764.9	5,597.2	2,160.5	4,498.1
OTHER RED A/	33.9	9.7	65.6	72.9	52.2	78.7	.0	.0	.0	16.1
TOTAL RED	17,266.9	3,641.5	37,530.9	34,628.0	2,690.9	2,675.9	22,079.1	17,783.6	5,834.4	5,090.0
TOTAL WINE	30,949.1	6,150.1	84,054.5	69,052.1	5,673.1	5,311.3	65,759.8	45,234.8	8,426.7	6,374.3
TOTAL ALL VARIETIES	30,949.1	6,180.6	84,054.5	69,052.1	5,673.1	5,311.3	65,759.8	45,234.8	8,533.2	6,376.5

TABLE 4: TONS OF GRAPES PURCHASED FOR WINE, CONCENTRATE, JUICE, VINEGAR, AND BEVERAGE BRANDY, BY CALIFORNIA PROCESSORS FROM THE 1990 CROP BY TYPE, VARIETY, AND REPORTING DISTRICT WHERE GROWN, WITH COMPARISONS (CONT'D.)

TYPE AND VARIETY	11	12	13	14	15	16	17	1990 STATE TOTAL	1989 STATE TOTAL
TONS									
WINE GRAPES (RED):									
ALEATICO	.0	.0	200.7	24.8	.0	.0	.0	251.4	272.0
ALICANTE BOUSCHET	.0	.0	961.2	383.6	77.3	.0	.0	1,526.7	2,246.6
BARBERA	601.5	13,226.3	56,896.2	10,346.0	53.8	.0	.0	81,274.7	80,448.4
BLACK HALVOISIE	7.8	.0	76.0	.0	.0	.0	.0	87.7	394.4
BRUNELLO	.0	.0	.0	.0	.0	.0	.0	4.8	.0
CABERNET FRANC	.0	.0	.0	.0	.0	.0	.0	2,838.8	2,780.1
CABERNET SAUVIGNON	13,594.7	6,165.0	1,158.5	2,170.0	5.0	258.3	1,021.8	68,818.2	72,272.4
CARIGNANE	14,859.8	18,509.6	32,314.3	5,528.2	.0	45.0	.0	77,632.3	76,480.5
CARMINE	.0	.0	225.8	11.6	.0	.0	.0	253.0	220.7
CARNELIAN	67.4	.0	7,166.8	2,674.0	.0	.0	.0	9,908.2	7,510.0
CENTURIAN	37.3	.0	6,303.2	.0	.0	.0	.0	6,340.5	4,276.9
CHARBONO	.0	.0	.0	.0	.0	.0	.0	172.2	89.3
CINSAULT	.0	.0	.0	.0	.0	.0	.0	32.3	.0
EARLY BURGUNDY	.0	.0	.0	.0	.0	.0	.0	267.3	589.4
GAMAY (NAPA)	822.2	.0	559.9	1,305.8	.0	8.0	74.2	7,770.7	7,255.8
GAMAY BEAUJOLAIS	.0	.0	41.7	.0	.0	14.8	.0	2,452.1	4,352.5
GRENACHE	.0	18,706.9	68,224.5	15,347.3	435.2	9.4	.0	106,359.4	124,641.3
GRIGNOLINO	.0	.0	.0	.0	.0	.0	.0	.0	6.9
MALBEC	.0	358.6	.0	.0	.0	.0	.0	412.1	347.9
MATARO/MOUVEDRE	.0	.0	.0	.0	31.6	75.8	.0	564.5	757.0
MERLOT	646.9	232.3	337.6	53.4	.0	18.7	459.3	10,313.7	9,802.1
MEUNIER	.0	.0	.0	.0	.0	.0	.0	300.8	333.0
MISSION	72.2	2,081.2	1,852.2	.0	605.8	.0	.0	4,633.5	4,871.1
MUSCAT HAMBURG	.0	62.8	.0	.0	.0	.0	.0	72.0	84.8
NEBBIOLO	.0	39.9	.0	.0	.0	.0	.0	62.2	61.8
PETITE SIRAH	946.0	900.7	431.1	.0	.0	.8	274.0	6,234.4	6,553.3
PETITE VERDOT	.0	.0	.0	.0	.0	.0	.0	24.1	20.8
PFEFFER CABERNET	.0	.0	.0	.0	.0	.0	.0	21.3	9.1
PINOT NOIR	.0	.0	110.3	.0	.0	.0	.0	25,014.4	31,295.3
PINOT ST GEORGE	.0	.0	.0	.0	.0	.0	.0	3.8	7.2
REFOSCO/MONDEUSE	.0	.0	.0	.0	.0	.0	.0	58.8	84.2
ROYALTY	.0	41.9	4,938.9	2,251.7	.0	.0	.0	7,232.5	6,050.7
RUBIRED	536.7	4,661.0	28,814.6	20,473.8	.0	.0	.0	54,486.1	59,434.4
RUBY CABERNET	385.1	13,211.2	24,277.5	11,591.3	.0	23.0	.0	49,490.9	45,614.7
SALVADOR	.0	38.4	149.8	5,948.8	28.8	.0	.0	6,210.7	7,124.5
SANGIOVETO/SANGIOVESE	.0	.0	.0	.0	.0	.0	.0	.0	8.6
SOUZAO	.0	.0	81.7	.0	.0	.0	.0	123.1	114.3
ST MACAIRE	.0	242.2	.0	.0	.0	.0	.0	242.2	299.8
SYRAH/FRENCH SYRAH-SHIRAZ	.0	.0	.0	.0	.0	.0	.0	227.1	166.3
TINTA CAO	.0	.0	.0	.0	.0	.0	.0	7.9	13.9
TINTA MADEIRA	39.4	.0	112.0	.0	.0	.0	.0	151.4	131.0
VALDEPENAS	.0	1,124.3	13.8	.0	.0	.0	.0	1,138.1	1,444.7
ZINFANDEL	66,523.3	26,874.3	12,916.2	4,848.6	558.5	571.6	1,066.7	158,333.9	178,806.3
OTHER RED A/	41.0	899.8	530.4	219.0	631.2	.0	.0	2,650.5	4,086.3
TOTAL RED	99,181.3	107,376.4	248,694.9	83,177.9	2,427.2	1,025.4	2,896.0	694,000.3	741,360.3
TOTAL WINE	179,897.6	286,590.3	784,956.5	288,293.1	2,444.4	5,186.8	13,519.3	1,887,873.8	1,847,394.7
TOTAL ALL VARIETIES	263,131.1	294,646.6	942,134.5	364,227.7	2,482.9	5,186.8	13,519.3	2,212,453.9	2,271,204.5

A/ OTHER CATEGORIES INCLUDE MINOR VARIETIES AS WELL AS MIXED VARIETIES.

TABLE 5: WEIGHTED AVERAGE DEGREES BRIX FOR ALL GRAPES PURCHASED FOR WINE, CONCENTRATE, JUICE, VINEGAR, AND BEVERAGE BRANDY BY CALIFORNIA PROCESSORS FROM THE 1990 CROP BY TYPE, VARIETY, AND REPORTING DISTRICT WHERE GROWN, WITH COMPARISONS

TYPE AND VARIETY	1	2	3	4	5	6	7	8	9	10	11	12	13	14	15	16	17	STATE	1989	
	DEGREES BRIX																	STATE	TOTAL	
<b>RAISIN GRAPES:</b>																				
CANNER	.0	.0	.0	.0	.0	.0	.0	.0	.0	.0	.0	21.5	.0	.0	.0	.0	.0	21.5	21.5	
MUSCATS ALEXANDRIA	.0	.0	.0	.0	.0	.0	.0	.0	19.7	22.7	.0	.0	21.5	21.6	.0	.0	.0	21.6	22.1	
SULTANAS	.0	.0	.0	.0	.0	.0	.0	.0	.0	.0	.0	.0	20.8	.0	.0	.0	.0	20.8	21.7	
THOMPSON SEEDLESS	.0	.0	.0	.0	.0	.0	.0	.0	.0	.0	.0	23.0	21.6	21.3	21.2	.0	.0	.0	21.3	21.0
OTHER RAISIN A/	.0	.0	.0	.0	.0	.0	.0	.0	.0	.0	.0	.0	.0	.0	.0	.0	.0	.0	.0	20.0
<b>TOTAL RAISIN</b>	<b>.0</b>	<b>.0</b>	<b>.0</b>	<b>.0</b>	<b>.0</b>	<b>.0</b>	<b>.0</b>	<b>.0</b>	<b>19.7</b>	<b>22.7</b>	<b>23.0</b>	<b>21.6</b>	<b>21.4</b>	<b>21.3</b>	<b>.0</b>	<b>.0</b>	<b>.0</b>	<b>21.4</b>	<b>21.1</b>	
<b>TABLE GRAPES:</b>																				
ALHERIA	.0	.0	.0	.0	.0	.0	.0	.0	.0	.0	.0	.0	21.2	.0	.0	.0	.0	21.2	19.0	
BEAUTY SLDS/BLK BEAUTY	.0	.0	.0	.0	.0	.0	.0	.0	.0	.0	.0	.0	20.2	.0	.0	.0	.0	20.2	.0	
BLACK MONUKKA	.0	.0	.0	.0	.0	.0	.0	.0	.0	.0	.0	.0	21.0	.0	.0	.0	.0	21.0	20.5	
BLACK PRINCE/ROSE OF PERU	.0	.0	.0	.0	.0	.0	.0	.0	.0	.0	.0	.0	.0	.0	22.8	.0	.0	22.8	25.0	
BLACK SEEDLESS	.0	.0	.0	.0	.0	.0	.0	.0	.0	.0	.0	.0	.0	.0	.0	.0	.0	.0	22.4	
BLUSH SEEDLESS	.0	.0	.0	.0	.0	.0	.0	.0	.0	.0	.0	.0	17.2	.0	.0	.0	.0	17.2	.0	
CALHERIA	.0	.0	.0	.0	.0	.0	.0	.0	.0	.0	.0	.0	20.9	23.0	.0	.0	.0	22.5	21.5	
CARDINAL	.0	.0	.0	.0	.0	.0	.0	.0	.0	.0	.0	.0	.0	.0	.0	.0	.0	.0	20.2	
CHRISTMAS ROSE	.0	.0	.0	.0	.0	.0	.0	.0	.0	.0	.0	.0	21.7	24.2	.0	.0	.0	22.2	21.0	
CONCORD	.0	.0	.0	.0	.0	.0	.0	18.0	.0	.0	.0	.0	.0	.0	.0	.0	.0	18.0	18.0	
EMPERATRIZ	.0	.0	.0	.0	.0	.0	.0	.0	.0	.0	.0	.0	20.4	.0	.0	.0	.0	20.4	21.0	
EMPEROR	.0	.0	.0	.0	.0	.0	.0	.0	.0	.0	.0	.0	19.0	18.9	.0	.0	.0	19.0	19.5	
EXOTIC	.0	.0	.0	.0	.0	.0	.0	.0	.0	.0	.0	.0	19.0	19.4	.0	.0	.0	19.3	20.6	
FLAME SEEDLESS	.0	23.5	.0	.0	.0	.0	.0	.0	.0	.0	.0	.0	23.0	23.1	.0	.0	.0	23.0	23.0	
FLAME TOKAY	.0	.0	.0	.0	.0	.0	.0	.0	.0	.0	18.4	.0	.0	.0	.0	.0	.0	18.4	17.8	
ITALIA	.0	.0	.0	.0	.0	.0	.0	.0	.0	.0	.0	.0	22.7	21.1	.0	.0	.0	21.3	21.6	
PERLETTE	.0	.0	.0	.0	.0	.0	.0	.0	.0	.0	.0	.0	18.3	.0	.0	.0	.0	18.3	.0	
QUEEN	.0	.0	.0	.0	.0	.0	.0	.0	.0	.0	.0	.0	21.1	20.3	.0	.0	.0	20.4	21.7	
RED GLOBE/ROSE-ITO	.0	.0	.0	.0	.0	.0	.0	.0	.0	.0	.0	.0	18.7	22.7	.0	.0	.0	19.0	19.1	
RED MALAGA	.0	.0	.0	.0	.0	.0	.0	.0	.0	.0	.0	.0	.0	.0	.0	.0	.0	.0	22.0	
RIBIER	.0	.0	.0	.0	.0	.0	.0	.0	.0	19.6	18.5	19.6	19.4	.0	.0	.0	.0	19.5	19.0	
RUBY SEEDLESS/KING RUBY	.0	.0	.0	.0	.0	.0	.0	.0	.0	.0	.0	.0	21.3	20.9	.0	.0	.0	21.1	21.6	
SUPERIOR SEEDLESS	.0	.0	.0	.0	.0	.0	.0	.0	.0	.0	.0	.0	.0	18.0	.0	.0	.0	18.0	19.3	
WHITE MALAGA	.0	.0	.0	.0	.0	.0	.0	.0	.0	.0	.0	.0	20.2	19.4	.0	.0	.0	19.9	20.5	
OTHER TABLE A/	.0	.0	.0	.0	.0	.0	.0	.0	.0	.0	.0	.0	25.5	.0	.0	.0	.0	25.5	21.9	
<b>TOTAL TABLE</b>	<b>.0</b>	<b>23.5</b>	<b>.0</b>	<b>.0</b>	<b>.0</b>	<b>.0</b>	<b>.0</b>	<b>18.0</b>	<b>.0</b>	<b>18.4</b>	<b>18.5</b>	<b>21.2</b>	<b>20.4</b>	<b>22.8</b>	<b>.0</b>	<b>.0</b>	<b>.0</b>	<b>19.2</b>	<b>18.8</b>	
<b>WINE GRAPES (WHITE):</b>																				
BURGER	18.3	.0	20.3	20.4	.0	.0	.0	.0	.0	16.3	16.1	17.0	16.2	.0	22.0	.0	16.3	15.8		
CHARDONNAY	22.1	22.3	22.6	22.5	23.2	23.3	22.6	22.9	22.9	23.3	22.3	22.1	21.7	22.3	.0	23.2	22.6	22.5	21.8	
CHENIN BLANC	21.5	23.0	21.3	21.7	21.5	22.5	21.0	20.8	21.9	22.3	20.5	20.2	20.2	19.3	.0	20.4	21.0	20.1	20.0	
EMERALD RIESLING	.0	.0	.0	.0	.0	.0	.0	.0	.0	.0	.0	.0	21.7	20.6	.0	.0	.0	20.8	21.0	
FEHER SZAGOS	.0	.0	.0	.0	.0	.0	.0	.0	.0	.0	.0	.0	20.8	.0	.0	.0	.0	20.8	21.9	
FLORA	20.5	.0	.0	20.7	.0	.0	.0	.0	.0	.0	.0	.0	.0	.0	.0	.0	.0	20.6	19.7	
FRENCH COLOMBARD	21.0	.0	20.5	21.4	21.3	21.1	20.0	.0	22.2	22.7	20.9	20.8	20.9	19.8	.0	.0	21.5	20.7	20.8	
GEWURZTRAMINER	22.6	.0	22.2	22.0	21.5	19.3	21.8	21.9	22.5	21.8	.0	22.7	.0	.0	.0	.0	.0	22.0	21.8	
GRAY RIESLING	21.6	.0	20.4	24.5	23.0	21.0	25.7	19.0	.0	.0	20.7	.0	.0	17.8	.0	.0	.0	19.9	20.0	
GREEN HUNGARIAN	18.7	.0	19.2	.0	.0	.0	18.4	.0	.0	.0	16.1	.0	19.9	.0	20.2	.0	18.2	17.5		
KLEINBERGER	.0	.0	21.1	.0	.0	.0	.0	.0	.0	.0	.0	.0	.0	.0	.0	.0	.0	21.1	20.2	
MALVASIA BIANCA	.0	.0	.0	21.6	.0	.0	20.5	.0	.0	.0	.0	19.0	22.2	22.0	22.7	.0	.0	20.4	20.2	
MUSCAT BLANC/M CANELLI	24.0	21.8	24.3	21.9	.0	.0	20.2	21.3	.0	21.0	18.2	20.5	20.3	18.4	.0	22.6	.0	20.5	21.3	
MUSCAT ORANGE	.0	.0	.0	.0	.0	.0	.0	.0	24.0	24.1	.0	19.9	20.9	.0	.0	.0	.0	21.0	21.5	
PALOMINO/G CHASSELAS	21.2	.0	23.0	.0	.0	.0	.0	.0	.0	20.4	19.5	20.0	21.3	.0	.0	22.6	.0	21.3	20.6	
PINOT BLANC	24.0	.0	20.8	20.3	.0	22.5	22.2	21.1	.0	.0	.0	21.3	21.8	.0	.0	20.0	.0	21.7	21.0	
SAUVIGNON BLANC	22.6	22.5	22.5	22.5	23.0	23.9	21.9	22.0	21.4	23.0	21.6	21.5	21.8	22.3	.0	21.3	22.5	22.0	21.5	
SAUVIGNON MOSGUE	.0	.0	.0	21.4	.0	.0	20.7	.0	.0	.0	.0	.0	.0	.0	.0	.0	.0	20.7	22.4	
SAUVIGNON VERT	21.3	.0	21.9	.0	.0	.0	.0	.0	.0	.0	.0	.0	.0	.0	.0	.0	.0	21.8	20.7	
SEMILLOH	23.5	21.5	22.8	21.5	.0	22.7	20.5	21.4	.0	21.0	20.0	19.7	21.4	21.0	.0	22.0	23.0	21.0	20.9	
ST. EMILION (UGNI BLANC)	.0	.0	.0	.0	.0	.0	.0	.0	.0	.0	.0	.0	21.8	21.0	.0	23.2	.0	21.7	21.3	
SYLVANER	.0	.0	23.0	20.9	.0	18.6	20.8	.0	.0	.0	.0	.0	21.0	.0	.0	.0	.0	20.9	21.4	
SYMPHONY	.0	.0	19.8	.0	.0	.0	.0	.0	.0	.0	20.0	19.4	18.8	.0	.0	.0	21.4	19.8	19.1	
WHITE RIESLING	23.0	21.2	21.3	21.2	.0	21.5	21.7	21.0	.0	21.0	22.5	.0	24.6	.0	.0	21.2	.0	21.6	21.4	
OTHER WHITE A/	21.5	.0	21.7	23.0	23.5	23.5	22.0	.0	.0	21.0	23.9	.0	20.0	23.7	.0	21.5	.0	21.0	19.4	
<b>TOTAL WHITE</b>	<b>21.9</b>	<b>22.2</b>	<b>22.2</b>	<b>22.4</b>	<b>22.8</b>	<b>22.9</b>	<b>21.8</b>	<b>22.2</b>	<b>22.2</b>	<b>22.8</b>	<b>20.3</b>	<b>20.6</b>	<b>20.7</b>	<b>19.6</b>	<b>22.7</b>	<b>22.3</b>	<b>21.7</b>	<b>20.7</b>	<b>20.6</b>	

TABLE 5: WEIGHTED AVERAGE DEGREES BRUX FOR ALL GRAPES PURCHASED FOR WINE, CONCENTRATE, JUICE, VINEGAR, AND BEVERAGE BRANDY BY CALIFORNIA PROCESSORS FROM THE 1990 CROP BY TYPE, VARIETY, AND REPORTING DISTRICT WHERE GROWN, WITH COMPARISONS (CONT'D.)

TYPE AND VARIETY	DEGREES BRUX																	1990	1989
	1	2	3	4	5	6	7	8	9	10	11	12	13	14	15	16	17	STATE	STATE
																		TOTAL	TOTAL
WINE GRAPES (RED):																			
ALEATICO	.0	.0	.0	.0	.0	.0	.0	22.0	.0	.0	.0	.0	22.5	20.3	.0	.0	.0	22.2	20.8
ALICANTE BOUSCHET	.0	.0	23.1	.0	22.2	23.9	.0	.0	.0	.0	.0	.0	24.0	22.2	21.5	.0	.0	23.4	21.8
BARBERA	23.8	.0	23.3	.0	24.4	23.0	.0	24.0	.0	23.8	24.5	23.1	23.1	22.6	21.3	.0	.0	23.1	22.5
BLACK MALVOISIE	.0	.0	23.3	.0	.0	.0	.0	.0	.0	22.3	21.0	.0	21.2	.0	.0	.0	.0	21.2	21.2
BRUNELLO	.0	.0	.0	.0	.0	.0	.0	22.9	.0	.0	.0	.0	.0	.0	.0	.0	.0	22.9	.0
CABERNET FRANC	23.6	23.4	23.4	23.0	22.3	.0	23.5	22.7	.0	22.3	.0	.0	.0	.0	.0	.0	.0	23.2	23.2
CABERNET SAUVIGNON	23.2	23.5	23.2	23.1	22.7	22.8	23.4	23.2	22.5	23.6	23.0	23.0	22.0	23.7	21.5	22.7	22.9	23.1	22.3
CARIGNANE	22.8	.0	23.5	23.1	23.1	23.6	24.0	.0	22.9	23.9	23.1	22.6	22.7	23.3	.0	21.9	.0	22.8	21.7
CARMINE	.0	.0	.0	22.3	.0	.0	24.3	22.5	.0	26.6	.0	.0	22.4	19.0	.0	.0	.0	22.3	23.7
CARNELIAN	.0	.0	.0	.0	.0	.0	.0	.0	.0	.0	22.2	.0	23.3	20.8	.0	.0	.0	22.6	24.2
CENTURIAN	.0	.0	.0	.0	.0	.0	.0	.0	.0	23.6	.0	23.0	.0	.0	.0	.0	.0	23.0	24.8
CHARBONO	21.2	.0	.0	21.9	.0	.0	.0	.0	.0	18.8	.0	.0	.0	.0	.0	.0	.0	21.6	21.5
CINSAULT	.0	.0	23.2	.0	.0	.0	.0	.0	.0	.0	.0	.0	.0	.0	.0	.0	.0	23.2	.0
EARLY BURGUNDY	24.1	.0	22.2	23.4	26.5	.0	24.0	.0	.0	.0	.0	.0	.0	.0	.0	.0	.0	24.1	21.5
GAMAY (NAPA)	21.5	21.1	21.6	21.2	21.6	.0	19.8	20.8	22.2	.0	21.3	.0	20.1	20.1	.0	19.0	21.6	20.7	20.4
GAMAY BEAUJOLAIS	22.7	22.7	22.9	21.8	.0	.0	22.9	23.2	.0	.0	.0	.0	22.7	.0	.0	22.0	.0	22.8	21.6
GRENADE	23.1	.0	24.3	19.3	.0	22.9	21.8	.0	17.6	24.1	.0	20.1	19.8	21.6	22.5	21.0	.0	20.1	19.8
GRIGNOLINO	.0	.0	.0	.0	.0	.0	.0	.0	.0	.0	.0	.0	.0	.0	.0	.0	.0	.0	22.2
MALBEC	.0	.0	23.2	22.9	.0	.0	23.0	.0	.0	.0	.0	.0	23.4	.0	.0	.0	.0	23.3	23.0
MATARO/MOUVEDRE	23.6	.0	22.3	22.0	.0	23.5	.0	.0	22.0	22.5	.0	.0	.0	.0	22.5	22.3	.0	23.2	23.1
MERLOT	23.1	23.3	23.3	23.0	23.1	22.6	24.0	23.1	22.2	23.4	23.4	23.8	23.6	21.1	.0	23.0	23.4	23.2	22.7
MEUNIER	.0	.0	18.9	18.6	.0	.0	.0	.0	.0	.0	.0	.0	.0	.0	.0	.0	.0	18.7	18.2
MISSION	.0	.0	.0	.0	.0	22.0	.0	.0	.0	27.8	25.6	24.3	23.2	.0	22.1	.0	.0	23.6	22.6
MUSCAT HAMBURG	.0	.0	.0	.0	.0	.0	.0	22.5	.0	22.9	.0	27.1	.0	.0	.0	.0	.0	26.6	22.1
NEBBIOLO	.0	.0	24.2	.0	.0	.0	.0	22.9	.0	23.4	.0	25.1	.0	.0	.0	.0	.0	24.3	22.9
PETITE SIRAH	23.0	20.5	23.0	23.3	23.0	22.4	22.5	23.5	22.5	22.8	23.4	22.8	23.3	.0	.0	22.5	22.7	23.0	21.9
PETITE VERDOT	.0	.0	22.6	23.4	.0	.0	.0	.0	.0	.0	.0	.0	.0	.0	.0	.0	.0	22.7	21.3
PFEFFER CABERNET	.0	.0	.0	.0	.0	.0	23.3	.0	.0	.0	.0	.0	.0	.0	.0	.0	.0	23.3	23.5
PINOT NOIR	20.8	.0	20.3	20.4	22.1	23.9	22.2	21.8	22.7	22.3	.0	.0	24.0	.0	.0	.0	.0	20.9	20.3
PINOT ST GEORGE	.0	.0	24.0	.0	.0	.0	.0	.0	.0	.0	.0	.0	.0	.0	.0	.0	.0	24.0	22.8
REFOSCO/MONDEUSE	.0	.0	.0	.0	.0	.0	22.1	.0	.0	.0	.0	.0	.0	.0	.0	.0	.0	22.1	20.2
ROYALTY	.0	.0	.0	.0	.0	.0	.0	.0	.0	.0	.0	.0	21.2	22.0	21.7	.0	.0	21.9	22.8
RUBIRED	.0	.0	.0	.0	.0	.0	.0	.0	.0	.0	23.9	22.9	22.9	22.8	.0	.0	.0	22.9	22.5
RUBY CABERNET	.0	.0	23.0	.0	.0	.0	.0	.0	.0	.0	25.6	22.7	23.3	23.3	.0	22.1	.0	23.2	22.6
SALVADOR	.0	.0	.0	.0	.0	19.3	.0	.0	.0	.0	.0	20.3	24.2	20.9	21.5	.0	.0	21.0	21.0
SANGIOVETO/SANGIOVESE	.0	.0	.0	.0	.0	.0	.0	.0	.0	.0	.0	.0	.0	.0	.0	.0	.0	.0	22.3
SOUZAO	.0	.0	.0	.0	.0	.0	22.3	.0	.0	23.1	.0	.0	22.5	.0	.0	.0	.0	22.5	22.4
ST MACAIRE	.0	.0	.0	.0	.0	.0	.0	.0	.0	.0	.0	23.2	.0	.0	.0	.0	.0	23.2	22.2
SYRAH/FRENCH SYRAH-SHIRAZ	20.6	.0	23.5	23.2	.0	23.0	22.8	22.5	.0	23.1	.0	.0	.0	.0	.0	.0	.0	22.4	22.6
TINTA CAO	.0	.0	.0	.0	.0	.0	.0	.0	.0	24.0	.0	.0	.0	.0	.0	.0	.0	24.0	22.5
TINTA MADEIRA	.0	.0	.0	.0	.0	.0	.0	.0	.0	.0	24.1	.0	24.1	.0	.0	.0	.0	24.1	22.1
VALDEPENAS	.0	.0	.0	.0	.0	.0	.0	.0	.0	.0	.0	24.7	24.3	.0	.0	.0	.0	24.7	22.4
ZINFANDEL	19.9	20.7	21.2	20.2	19.9	22.3	20.2	20.0	19.3	22.4	18.8	18.9	18.3	18.5	24.3	21.9	20.1	19.3	18.6
OTHER RED A/	22.7	23.5	22.4	23.7	22.4	22.3	.0	.0	.0	23.3	20.7	22.4	22.9	22.0	23.3	.0	.0	22.7	21.6
TOTAL RED	21.6	22.6	21.8	21.9	22.0	22.8	22.3	21.9	19.0	22.5	20.2	21.4	21.9	22.1	23.0	22.1	21.9	21.6	20.9
TOTAL WINE	21.7	22.4	22.1	22.1	22.4	22.9	21.9	22.1	20.0	22.6	20.2	20.9	21.1	20.3	23.0	22.2	21.7	21.0	20.7
TOTAL ALL VARIETIES	21.7	22.4	22.1	22.1	22.4	22.9	21.9	22.1	20.0	22.6	19.7	20.9	21.1	20.5	23.0	22.2	21.7	21.0	20.6

A/ OTHER CATEGORIES INCLUDE MINOR VARIETIES AS WELL AS MIXED VARIETIES.

TABLE 6: WEIGHTED AVERAGE GROWER RETURNS PER TON DELIVERED BASIS PURCHASED FOR WINE, CONCENTRATE, JUICE, VINEGAR, AND BEVERAGE BRANDY BY CALIFORNIA PROCESSORS FROM THE 1990 CROP BY TYPE, VARIETY, AND REPORTING DISTRICT WHERE GROWN, WITH COMPARISONS

TYPE AND VARIETY	1	2	3	4	5	6	7	8	9	10
DOLLARS										
<b>RAISIN GRAPES:</b>										
CANNER	.00	.00	.00	.00	.00	.00	.00	.00	.00	.00
MUSCATS ALEXANDRIA	.00	.00	.00	.00	.00	.00	.00	.00	505.88	450.00
SULTANAS	.00	.00	.00	.00	.00	.00	.00	.00	.00	.00
THOMPSON SEEDLESS	.00	.00	.00	.00	.00	.00	.00	.00	.00	.00
OTHER RAISIN A/	.00	.00	.00	.00	.00	.00	.00	.00	.00	.00
TOTAL RAISIN	.00	.00	.00	.00	.00	.00	.00	.00	505.88	450.00
<b>TABLE GRAPES:</b>										
ALMERIA	.00	.00	.00	.00	.00	.00	.00	.00	.00	.00
BEAUTY SLD/BLK BEAUTY	.00	.00	.00	.00	.00	.00	.00	.00	.00	.00
BLACK MONUKKA	.00	.00	.00	.00	.00	.00	.00	.00	.00	.00
BLACK PRINCE/ROSE OF PERU	.00	.00	.00	.00	.00	.00	.00	.00	.00	.00
BLACK SEEDLESS	.00	.00	.00	.00	.00	.00	.00	.00	.00	.00
BLUSH SEEDLESS	.00	.00	.00	.00	.00	.00	.00	.00	.00	.00
CALMERIA	.00	.00	.00	.00	.00	.00	.00	.00	.00	.00
CARDINAL	.00	.00	.00	.00	.00	.00	.00	.00	.00	.00
CHRISTMAS ROSE	.00	.00	.00	.00	.00	.00	.00	.00	.00	.00
CONCORD	.00	.00	.00	.00	.00	.00	.00	.00	275.00	.00
EMPERATRIZ	.00	.00	.00	.00	.00	.00	.00	.00	.00	.00
EMPEROR	.00	.00	.00	.00	.00	.00	.00	.00	.00	.00
EXOTIC	.00	.00	.00	.00	.00	.00	.00	.00	.00	.00
FLAME SEEDLESS	.00	350.00	.00	.00	.00	.00	.00	.00	.00	.00
FLAME TOKAY	.00	.00	.00	.00	.00	.00	.00	.00	.00	.00
ITALIA	.00	.00	.00	.00	.00	.00	.00	.00	.00	.00
PERLETTE	.00	.00	.00	.00	.00	.00	.00	.00	.00	.00
QUEEN	.00	.00	.00	.00	.00	.00	.00	.00	.00	.00
RED GLOBE/ROSE-ITO	.00	.00	.00	.00	.00	.00	.00	.00	.00	.00
RED MALAGA	.00	.00	.00	.00	.00	.00	.00	.00	.00	.00
RIBIER	.00	.00	.00	.00	.00	.00	.00	.00	.00	.00
RUBY SEEDLESS/KING RUBY	.00	.00	.00	.00	.00	.00	.00	.00	.00	.00
SUPERIOR SEEDLESS	.00	.00	.00	.00	.00	.00	.00	.00	.00	.00
WHITE MALAGA	.00	.00	.00	.00	.00	.00	.00	.00	.00	.00
OTHER TABLE A/	.00	.00	.00	.00	.00	.00	.00	.00	.00	.00
TOTAL TABLE	.00	350.00	.00	.00	.00	.00	.00	.00	275.00	.00
<b>WINE GRAPES (WHITE):</b>										
BURGER	185.58	.00	319.02	317.44	.00	.00	.00	.00	.00	.00
CHARDONNAY	1,206.81	1,070.49	1,284.33	1,506.63	755.04	1,157.68	1,172.35	1,178.41	857.29	1,047.33
CHENIN BLANC	440.39	349.04	412.20	508.12	291.42	337.18	401.45	320.27	208.09	330.93
EMERALD RIESLING	.00	.00	.00	.00	.00	.00	.00	.00	.00	.00
FEHER SZAGOS	.00	.00	.00	.00	.00	.00	.00	.00	.00	.00
FLORA	300.00	.00	.00	1,173.98	.00	.00	.00	.00	.00	.00
FRENCH COLOMBARD	288.77	.00	312.56	409.29	253.53	287.14	252.45	.00	133.22	110.00
GEWURZTRAMINER	660.15	.00	616.09	663.85	400.00	626.81	566.96	591.32	1,000.00	578.17
GRAY RIESLING	435.61	.00	317.24	245.00	400.00	217.85	241.06	356.00	.00	.00
GREEN HUNGARIAN	300.09	.00	300.00	.00	.00	.00	.00	310.29	.00	.00
KLEINBERGER	.00	.00	800.00	.00	.00	.00	.00	.00	.00	.00
MALVASIA BIANCA	.00	.00	.00	550.00	.00	.00	722.00	.00	.00	.00
MUSCAT BLANC/M CANELLI	600.00	587.75	845.59	849.56	.00	.00	568.10	554.17	.00	586.09
MUSCAT ORANGE	.00	.00	.00	.00	.00	.00	.00	.00	325.00	592.25
PALOMINO/G CHASSELAS	196.77	.00	270.50	.00	.00	.00	.00	.00	.00	120.00
PINOT BLANC	568.21	.00	919.86	883.01	.00	692.82	620.25	806.74	.00	.00
SAUVIGNON BLANC	570.24	679.32	755.23	794.44	303.61	513.86	624.53	557.72	384.42	425.62
SAUVIGNON MOSQUE	.00	.00	.00	810.00	.00	.00	516.75	.00	.00	.00
SAUVIGNON VERT	291.71	.00	285.78	.00	.00	.00	.00	.00	.00	.00
SEMILLON	562.02	497.21	667.62	819.31	.00	581.56	362.23	334.00	.00	440.35
ST. EMILION (UGNI BLANC)	.00	.00	.00	.00	.00	.00	.00	.00	.00	.00
SYLVANER	.00	.00	500.00	500.00	.00	300.00	300.00	.00	.00	.00
SYMPHONY	.00	.00	392.60	.00	.00	.00	.00	.00	.00	.00
WHITE RIESLING	593.48	494.53	542.86	749.87	.00	417.66	488.64	493.48	.00	551.19
OTHER WHITE A/	264.71	.00	321.48	119.40	600.00	1,200.00	1,008.00	.00	.00	300.00
TOTAL WHITE	821.91	707.31	1,022.90	1,236.90	527.18	979.72	685.58	854.46	361.95	585.66



TABLE 6: WEIGHTED AVERAGE GROWER RETURNS PER TON DELIVERED BASIS PURCHASED FOR WINE, CONCENTRATE, JUICE, VINEGAR, AND BEVERAGE BRANDY BY CALIFORNIA PROCESSORS FROM THE 1990 CROP BY TYPE, VARIETY, AND REPORTING DISTRICT WHERE GROWN, WITH COMPARISONS (CONT'D)

TYPE AND VARIETY	11	12	13	14	15	16	17	1990 STATE TOTAL	1989 STATE TOTAL
DOLLARS									
<b>RAISIN GRAPES:</b>									
CANNER	.00	.00	100.00	.00	.00	.00	.00	100.00	135.00
MUSCATS ALEXANDRIA	.00	.00	138.31	132.86	.00	.00	.00	135.22	134.79
SULTANAS	.00	.00	118.62	.00	.00	.00	.00	118.62	133.51
THOMPSON SEEDLESS	120.00	107.01	124.85	123.50	.00	.00	.00	123.69	132.02
OTHER RAISIN A/	.00	.00	.00	.00	.00	.00	.00	.00	135.00
<b>TOTAL RAISIN</b>	<b>120.00</b>	<b>107.01</b>	<b>126.19</b>	<b>126.69</b>	<b>.00</b>	<b>.00</b>	<b>.00</b>	<b>125.58</b>	<b>132.36</b>
<b>TABLE GRAPES:</b>									
ALMERIA	.00	.00	.00	74.20	.00	.00	.00	74.20	76.00
BEAUTY SLDS/BLK BEAUTY	.00	.00	87.20	.00	.00	.00	.00	87.20	.00
BLACK MONUKKA	.00	.00	102.52	.00	.00	.00	.00	102.52	135.00
BLACK PRINCE/ROSE OF PERU	.00	.00	.00	.00	150.00	.00	.00	150.00	175.00
BLACK SEEDLESS	.00	.00	.00	.00	.00	.00	.00	.00	86.14
BLUSH SEEDLESS	.00	.00	.00	77.40	.00	.00	.00	77.40	.00
CALMERIA	.00	.00	99.71	98.03	.00	.00	.00	98.38	98.40
CARDINAL	.00	.00	.00	.00	.00	.00	.00	.00	99.50
CHRISTMAS ROSE	.00	.00	91.35	96.90	.00	.00	.00	92.31	96.48
CONCORD	.00	.00	.00	.00	.00	.00	.00	275.00	275.00
EMPERATRIZ	.00	.00	.00	81.96	.00	.00	.00	81.96	79.11
EMPEROR	.00	.00	76.43	72.64	.00	.00	.00	75.45	74.03
EXOTIC	.00	.00	84.05	84.24	.00	.00	.00	84.17	101.93
FLAME SEEDLESS	.00	.00	99.12	102.26	.00	.00	.00	101.25	104.62
FLAME TOKAY	140.28	.00	.00	.00	.00	.00	.00	140.28	137.93
ITALIA	.00	.00	96.48	89.72	.00	.00	.00	90.62	110.06
PERLETTE	.00	.00	.00	85.00	.00	.00	.00	85.00	.00
QUEEN	.00	.00	89.45	77.20	.00	.00	.00	78.31	88.37
RED GLOBE/ROSE-ITO	.00	.00	80.64	91.04	.00	.00	.00	81.52	75.20
RED MALAGA	.00	.00	.00	.00	.00	.00	.00	.00	76.94
RIBIER	135.00	110.00	81.75	86.62	.00	.00	.00	86.16	110.44
RUBY SEEDLESS/KING RUBY	.00	.00	90.07	86.51	.00	.00	.00	88.80	100.03
SUPERIOR SEEDLESS	.00	.00	.00	100.00	.00	.00	.00	100.00	105.00
WHITE MALAGA	.00	.00	114.14	114.95	.00	.00	.00	114.49	132.05
OTHER TABLE A/	.00	.00	102.00	.00	.00	.00	.00	102.00	86.39
<b>TOTAL TABLE</b>	<b>140.28</b>	<b>110.00</b>	<b>99.68</b>	<b>98.62</b>	<b>150.00</b>	<b>.00</b>	<b>.00</b>	<b>126.87</b>	<b>128.01</b>
<b>WINE GRAPES (WHITE):</b>									
BURGER	145.07	188.68	161.94	148.70	.00	130.00	.00	153.84	164.84
CHARDONNAY	568.43	634.08	871.62	215.39	.00	631.18	602.47	1,128.33	1,224.62
CHEVIN BLANC	224.59	190.86	159.51	125.63	.00	212.72	285.23	182.97	192.17
EMERALD RIESLING	.00	.00	150.95	127.17	.00	.00	.00	130.45	156.58
FEHER SZAGOS	.00	.00	124.16	.00	.00	.00	.00	124.16	135.00
FLORA	.00	.00	.00	.00	.00	.00	.00	926.00	573.83
FRENCH COLOMBARD	170.92	154.93	139.80	124.58	.00	.00	191.82	142.74	151.46
GEWURZTRAMINER	.00	700.00	.00	.00	.00	.00	.00	597.65	587.60
GRAY RIESLING	150.00	.00	.00	122.85	.00	.00	.00	183.78	202.21
GREEN HUNGARIAN	.00	150.00	.00	90.00	.00	300.00	.00	246.23	300.87
KLEINBERGER	.00	.00	.00	.00	.00	.00	.00	800.00	700.00
MALVASIA BIANCA	.00	199.46	181.05	135.35	150.00	.00	.00	190.61	169.16
MUSCAT BLANC/M CANELLI	300.00	300.00	197.80	200.00	.00	405.18	.00	305.72	303.75
MUSCAT ORANGE	.00	300.00	190.86	.00	.00	.00	.00	240.63	322.29
PALOMINO/G CHASSELAS	130.40	100.00	128.29	.00	.00	130.00	.00	128.22	133.38
PINOT BLANC	.00	325.00	500.00	.00	.00	650.00	.00	692.09	750.76
SAUVIGNON BLANC	386.77	308.88	300.00	129.06	.00	268.02	343.29	518.28	571.19
SAUVIGNON HOSQUE	.00	.00	.00	.00	.00	.00	.00	531.92	461.50
SAUVIGNON VERT	.00	.00	.00	.00	.00	.00	.00	286.28	287.64
SEMILLON	316.63	340.38	136.77	128.85	.00	497.64	243.45	310.14	310.63
ST. EMILION (UGNI BLANC)	.00	.00	137.03	132.55	.00	130.00	.00	136.37	143.61
SYLVANER	.00	.00	.00	120.00	.00	.00	.00	242.78	359.92
SYMPHONY	225.00	291.21	241.00	.00	.00	.00	258.95	347.77	383.24
WHITE RIESLING	100.00	.00	98.56	.00	.00	428.82	.00	502.16	512.21
OTHER WHITE A/	325.00	.00	108.79	94.80	.00	130.00	.00	293.77	191.30
<b>TOTAL WHITE</b>	<b>255.40</b>	<b>193.86</b>	<b>150.91</b>	<b>126.72</b>	<b>150.00</b>	<b>421.66</b>	<b>342.75</b>	<b>276.50</b>	<b>296.72</b>

A/ OTHER CATEGORIES INCLUDE MINOR VARIETIES AS WELL AS MIXED VARIETIES.

TABLE 6: WEIGHTED AVERAGE GROWER RETURNS PER TON DELIVERED BASIS PURCHASED FOR WINE, CONCENTRATE, JUICE, VINEGAR, AND BEVERAGE BRANDY BY CALIFORNIA PROCESSORS FROM THE 1990 CROP BY TYPE, VARIETY, AND REPORTING DISTRICT WHERE GROWN, WITH COMPARISONS (CONT'D)

TYPE AND VARIETY	1	2	3	4	5	6	7	8	9	10
DOLLARS										
WINE GRAPES (RED):										
ALEATICO	.00	.00	.00	.00	.00	.00	.00	300.00	.00	.00
ALICANTE BOUSCHET	.00	.00	414.55	.00	375.00	375.00	.00	.00	.00	.00
BARBERA	489.55	.00	708.37	.00	400.00	650.00	.00	800.00	.00	527.79
BLACK MALVOISIE	.00	.00	475.00	.00	.00	.00	.00	.00	.00	691.30
BRUNELLO	.00	.00	.00	.00	.00	.00	.00	750.00	.00	.00
CABERNET FRANC	1,073.03	1,171.96	1,304.72	1,465.50	450.00	.00	871.98	913.26	.00	1,065.38
CABERNET SAUVIGNON	1,138.57	1,004.76	1,274.98	1,606.17	585.81	1,084.60	897.19	911.43	649.97	922.30
CARIGNANE	431.43	.00	469.12	611.13	300.00	323.74	300.00	.00	114.50	450.00
CARMINE	.00	.00	.00	1,000.00	.00	.00	300.00	250.00	.00	300.00
CARNELIAN	.00	.00	.00	.00	.00	.00	.00	.00	.00	.00
CENTURIAN	.00	.00	.00	.00	.00	.00	.00	.00	.00	.00
CHARBONO	437.82	.00	.00	784.71	.00	.00	.00	.00	.00	535.71
CINSAULT	.00	.00	1,000.00	.00	.00	.00	.00	.00	.00	.00
EARLY BURGUNDY	409.46	.00	413.61	325.00	231.66	.00	700.00	.00	.00	.00
GAMAY (NAPA)	478.18	522.76	539.44	600.74	532.39	.00	481.67	493.17	300.00	.00
GAMAY BEAUJOLAIS	497.91	550.00	560.64	821.93	.00	.00	527.96	859.94	.00	.00
GRENACHE	498.38	.00	820.89	141.79	.00	769.97	534.94	.00	200.00	574.23
GRIGNOLINO	.00	.00	.00	.00	.00	.00	.00	.00	.00	.00
MALBEC	.00	.00	1,384.79	1,543.49	.00	.00	800.00	.00	.00	.00
MATARO/HOUVEDRE	400.00	.00	871.92	1,089.76	.00	803.82	.00	.00	500.00	747.46
MERLOT	1,029.10	1,032.47	1,283.88	1,553.59	979.50	1,185.59	1,042.14	1,109.41	681.69	1,067.92
MEUNIER	.00	.00	851.71	911.91	.00	.00	.00	.00	.00	.00
MISSION	.00	.00	.00	.00	.00	250.00	.00	.00	.00	239.02
MUSCAT HAMBURG	.00	.00	.00	.00	.00	.00	.00	500.00	.00	600.00
NEBBIOLO	.00	.00	1,400.00	.00	.00	.00	.00	750.00	.00	550.00
PETITE SIRAH	577.66	644.00	707.63	824.41	476.99	283.59	529.60	534.17	500.67	544.37
PETITE VERDOT	.00	.00	1,378.22	1,579.56	.00	.00	.00	.00	.00	.00
PFEFFER CABERNET	.00	.00	.00	.00	.00	.00	1,078.40	.00	.00	.00
PINOT NOIR	691.83	.00	809.81	1,011.55	475.71	782.07	648.20	942.09	975.00	591.55
PINOT ST GEORGE	.00	.00	375.00	.00	.00	.00	.00	.00	.00	.00
REFOSCO/MONDEUSE	.00	.00	.00	.00	.00	.00	515.52	.00	.00	.00
ROYALTY	.00	.00	.00	.00	.00	.00	.00	.00	.00	.00
RUBIED	.00	.00	.00	.00	.00	.00	.00	.00	.00	.00
RUBY CABERNET	.00	.00	625.00	.00	.00	.00	.00	.00	.00	.00
SALVADOR	.00	.00	.00	.00	.00	200.00	.00	.00	.00	.00
SANGIOVETO/SANGIOVESE	.00	.00	.00	.00	.00	.00	.00	.00	.00	.00
SOUZAO	.00	.00	.00	.00	.00	.00	400.00	.00	.00	675.00
ST MACAIRE	.00	.00	.00	.00	.00	.00	.00	.00	.00	.00
SYRAH/FRENCH SYRAH-SHIRAZ	527.25	.00	1,090.51	1,000.00	.00	450.00	759.54	1,052.42	.00	693.80
TINTA CAO	.00	.00	.00	.00	.00	.00	.00	.00	.00	536.71
TINTA MADEIRA	.00	.00	.00	.00	.00	.00	.00	.00	.00	.00
VALDEPENAS	.00	.00	.00	.00	.00	.00	.00	.00	.00	.00
ZINFANDEL	616.92	655.05	727.20	682.88	612.00	604.18	494.44	486.16	302.10	472.58
OTHER RED A/	389.37	600.00	542.76	671.26	272.91	307.43	.00	.00	.00	706.83
TOTAL RED	625.85	885.58	920.49	1,246.06	546.44	686.49	703.90	774.16	285.14	510.83
TOTAL WINE	712.52	812.87	977.18	1,241.50	536.31	831.99	691.73	822.89	308.77	525.91
TOTAL ALL VARIETIES	712.52	810.58	977.18	1,241.50	536.31	831.99	691.73	822.89	308.49	525.88

TABLE 6: WEIGHTED AVERAGE GROWER RETURNS PER TON DELIVERED BASIS PURCHASED FOR WINE, CONCENTRATE, JUICE, VINEGAR, AND BEVERAGE BRANDY BY CALIFORNIA PROCESSORS FROM THE 1990 CROP BY TYPE, VARIETY, AND REPORTING DISTRICT WHERE GROWN, WITH COMPARISONS (CONT'D)

TYPE AND VARIETY	11	12	13	14	15	16	17	1990 STATE TOTAL	1989 STATE TOTAL
DOLLARS									
WINE GRAPES (RED):									
ALEATICO	.00	.00	114.50	300.00	.00	.00	.00	151.91	132.69
ALICANTE BOUSCHET	.00	.00	98.86	122.10	150.00	.00	.00	128.51	149.41
BARBERA	215.79	178.90	170.45	130.81	150.00	.00	.00	167.83	185.83
BLACK MALVOISIE	500.00	.00	125.00	.00	.00	.00	.00	179.59	157.35
BRUNELLO	.00	.00	.00	.00	.00	.00	.00	750.00	.00
CABERNET FRANC	.00	.00	.00	.00	.00	.00	.00	1,298.91	1,244.44
CABERNET SAUVIGNON	616.54	531.11	420.51	297.01	550.00	553.09	604.15	977.16	1,032.15
CARIGNANE	199.49	140.37	119.92	135.68	.00	150.00	.00	165.92	193.92
CARMINE	.00	.00	275.00	275.00	.00	.00	.00	277.87	267.22
CARNELIAN	175.00	.00	165.30	156.28	.00	.00	.00	162.93	176.33
CENTURIAN	175.00	.00	140.48	.00	.00	.00	.00	140.68	157.54
CHARBONO	.00	.00	.00	.00	.00	.00	.00	673.27	658.05
CINSAULT	.00	.00	.00	.00	.00	.00	.00	1,000.00	.00
EARLY BURGUNDY	.00	.00	.00	.00	.00	.00	.00	579.25	295.23
GAMAY (NAPA)	250.00	.00	240.88	211.70	.00	400.00	250.00	418.58	422.97
GAMAY BEAUJOLAIS	.00	.00	550.00	.00	.00	450.00	.00	550.04	610.74
GRENACHE	.00	182.64	188.79	147.74	152.26	250.00	.00	184.60	190.36
GRIGNOLINO	.00	.00	.00	.00	.00	.00	.00	.00	600.00
MALBEC	.00	185.00	.00	.00	.00	.00	.00	358.43	380.34
MATARO/MOUVEDRE	.00	.00	.00	.00	177.69	237.20	.00	691.49	486.34
MERLOT	555.51	757.17	735.49	300.00	.00	858.50	612.14	1,220.35	1,133.16
MEUNIER	.00	.00	.00	.00	.00	.00	.00	895.92	821.41
MISSION	200.00	161.81	155.15	.00	150.00	.00	.00	158.57	164.52
MUSCAT HAMBURG	.00	356.94	.00	.00	.00	.00	.00	387.16	371.07
NEBBIOLO	.00	375.00	.00	.00	.00	.00	.00	508.72	518.24
PETITE SIRAH	267.28	177.85	306.00	.00	.00	525.00	400.00	463.11	421.12
PETITE VERDOT	.00	.00	.00	.00	.00	.00	.00	1,406.63	1,230.40
PFEFFER CABERNET	.00	.00	.00	.00	.00	.00	.00	1,078.40	892.58
PINOT NOIR	.00	.00	850.00	.00	.00	.00	.00	846.16	797.93
PINOT ST GEORGE	.00	.00	.00	.00	.00	.00	.00	375.00	375.00
REFOSCO/MONDEUSE	.00	.00	.00	.00	.00	.00	.00	515.52	458.27
ROYALTY	.00	165.80	192.51	183.08	.00	.00	.00	189.42	217.53
RUBIRED	227.79	206.12	205.81	193.62	.00	.00	.00	201.47	219.42
RUBY CABERNET	150.28	173.85	163.53	136.68	.00	150.00	.00	159.91	188.27
SALVADOR	.00	225.00	192.30	196.57	150.00	.00	.00	196.45	220.97
SANGIOVETO/SANGIOVESE	.00	.00	.00	.00	.00	.00	.00	.00	1,200.00
SOUZAO	.00	.00	165.00	.00	.00	.00	.00	253.19	258.26
ST MACAIRE	.00	164.97	.00	.00	.00	.00	.00	164.97	177.14
SYRAH/FRENCH SYRAH-SHIRAZ	.00	.00	.00	.00	.00	.00	.00	931.37	697.87
TINTA CAO	.00	.00	.00	.00	.00	.00	.00	536.71	728.42
TINTA MADEIRA	50.00	.00	128.13	.00	.00	.00	.00	107.80	175.00
VALDEPENAS	.00	134.98	210.00	.00	.00	.00	.00	135.89	141.25
ZINFANDEL	345.38	240.46	253.23	306.00	150.13	210.69	411.06	391.34	545.60
OTHER RED A/	181.43	99.21	100.13	101.16	150.00	.00	.00	158.47	199.19
TOTAL RED	357.89	209.06	178.35	173.35	151.62	312.23	505.91	356.60	409.93
TOTAL WINE	311.90	199.56	159.60	140.17	151.61	400.03	377.70	305.95	342.15
TOTAL ALL VARIETIES	257.62	197.03	153.42	135.87	151.58	400.03	377.70	279.56	302.72

A/ OTHER CATEGORIES INCLUDE MINOR VARIETIES AS WELL AS MIXED VARIETIES.

TABLE 7: TONS OF GRAPES PURCHASED BY CALIFORNIA WINERIES AS DISTILLING MATERIAL OTHER THAN BEVERAGE BRANDY FROM THE 1990 CROP BY TYPE AND VARIETY, WITH COMPARISONS

Type and Variety	Distilling Material Purchased (Tons)		Average Degrees Brix Distilling		Average Price Per Ton (Dollars)	
	1990	1989	1990	1989	1990	1989
<b>RAISIN GRAPES:</b>						
Muscats Alexandria	43.3	25.4	21.5	15.2	91.09	135.00
Thompson Seedless	2,506.3	6,364.8	19.9	21.1	82.45	96.88
<b>TOTAL RAISIN</b>	<b>2,549.6</b>	<b>6,390.2</b>	<b>19.9</b>	<b>21.1</b>	<b>82.59</b>	<b>97.04</b>
<b>TABLE GRAPES:</b>						
Almeria	.0	160.6	.0	20.1	.00	105.56
Autumn Seedless	.0	38.9	.0	23.6	.00	106.20
Black Monukka	.0	139.6	.0	20.4	.00	129.00
Calmeria	813.3	1,483.6	21.7	21.2	87.06	83.31
Cardinal	.0	2.9	.0	23.4	.00	115.00
Christmas Rose	294.5	716.5	21.6	22.1	87.93	89.58
Emperatriz	114.5	.0	19.3	.0	85.00	.00
Emperor	2,051.0	2,274.0	19.1	18.2	84.43	70.98
Exotic	107.5	862.3	21.9	18.2	75.00	86.38
Flame Seedless	2,493.7	2,431.4	23.1	23.3	89.96	91.11
Flame Tokay	.0	337.4	.0	19.5	.00	70.77
Italia	.0	207.5	.0	21.3	.00	76.91
Perlette	33.5	209.9	17.0	21.9	66.46	101.66
Queen	48.7	10.6	22.9	18.2	91.60	63.70
Red Globe/Rose-Itto	145.6	718.4	20.2	20.7	81.97	83.16
Ribier	1,554.3	2,550.4	19.6	19.4	82.19	81.73
Ruby Seedless/King Ruby	4,548.8	5,924.5	22.7	23.4	97.81	86.73
White Malaga	12.0	275.3	22.2	18.8	85.00	116.00
Packinghouse Culls	1,389.0	7,497.2	20.8	18.8	75.35	69.04
Other Table A/	259.2	820.0	20.9	20.7	87.13	104.70
<b>TOTAL TABLE</b>	<b>13,865.6</b>	<b>26,661.0</b>	<b>21.5</b>	<b>20.6</b>	<b>88.82</b>	<b>81.16</b>
<b>WINE GRAPES (WHITE):</b>						
Burger	400.9	305.5	22.1	17.0	98.29	68.75
Chenin Blanc	188.4	1,241.3	19.6	21.5	83.41	83.97
Emerald Riesling	20.9	.0	19.6	.0	77.31	.00
French Colombard	233.7	3,800.1	19.6	21.2	78.55	79.60
Green Hungarian	54.8	.0	19.0	.0	75.00	.00
Malvasia Bianca	243.0	.0	22.2	.0	88.86	.00
Muscat Blanc/M Canelli	.0	15.7	.0	21.5	.00	86.00
Palomino/G Chasselas	540.0	.0	20.1	.0	88.99	.00
Sauvignon Blanc	.0	344.4	.0	19.7	.00	68.87
Semillon	77.9	.0	23.3	.0	85.10	.00
White Riesling	96.1	351.6	19.4	31.0	79.50	80.00
Other White A/	2,106.3	184.8	19.4	21.5	79.61	107.59
<b>TOTAL WHITE</b>	<b>3,962.0</b>	<b>6,243.4</b>	<b>20.0</b>	<b>21.5</b>	<b>83.63</b>	<b>80.22</b>
<b>WINE GRAPES (RED):</b>						
Alicante Bouschet	156.3	16.1	22.0	22.9	82.80	50.51
Barbera	675.1	1,367.7	25.9	22.9	101.33	138.93
Cabernet Sauvignon	117.8	.0	27.6	.0	108.16	.00
Carignane	1,500.9	312.5	23.0	21.4	94.00	82.58
Carnelian	384.5	16.8	23.6	30.0	118.75	75.00
Gamay (Napa)	27.9	.0	20.5	.0	75.00	.00
Grenache	1,636.9	202.6	23.9	17.9	96.20	77.40
Petite Sirah	24.1	.0	20.0	.0	90.00	.00
Royalty	8.0	.0	22.5	.0	90.00	.00
Rubired	408.5	.0	20.8	.0	86.79	.00
Salvador	10.8	.0	28.0	.0	90.00	.00
Zinfandel	2,448.9	32.1	19.9	23.1	79.10	80.85
Other Red A/	2,643.6	.0	19.3	.0	78.29	.00
<b>TOTAL RED</b>	<b>10,043.3</b>	<b>1,947.8</b>	<b>21.6</b>	<b>22.2</b>	<b>87.66</b>	<b>121.25</b>
<b>TOTAL WINE</b>	<b>14,005.3</b>	<b>8,191.2</b>	<b>21.1</b>	<b>21.7</b>	<b>86.52</b>	<b>89.97</b>
<b>TOTAL ALL VARIETIES</b>	<b>30,420.5</b>	<b>41,242.4</b>	<b>21.2</b>	<b>20.9</b>	<b>87.24</b>	<b>85.37</b>

A/ Other categories include minor varieties as well as mixed varieties.

Table 8.

**BASE PRICE PAID TO GROWERS FOR GRAPES CRUSHED, DELIVERED TO CALIFORNIA PROCESSORS,  
FROM THE 1990 CROP, WITH BRIX FACTORS AND PERCENT OF PURCHASED TONNAGE, BY TYPE,  
VARIETY, REPORTING DISTRICT WHERE GROWN, AND WEIGHTED AVERAGE BASE PRICE**

Variety	Base Price	Brix Factors	Percent	Variety	Base Price	Brix Factors	Percent	Variety	Base Price	Brix Factors	Percent
	Dollars Per Ton	Code a/	b/		Dollars Per Ton	Code a/	b/		Dollars Per Ton	Code a/	b/
<b>DISTRICT 1</b>				<b>CHARDONNAY</b>	1,542.30	1220	5.66	<b>GRAY RIESLING</b>	350.00	0010	21.93
				(Cont'd)	1,543.46	1140	5.84		450.00	0010	2.61
					1,543.46	1450	.86		460.00	5006	75.46
<b>WINE GRAPES (WHITE)</b>					1,800.00	1140	.05				
<b>BURGER</b>	120.00	0010	63.57	<b>WTD. AVG. BASE</b>	1,207.73			<b>WTD. AVG. BASE</b>	435.61		
	300.00	0010	36.43					<b>GREEN HUNGARIAN</b>	350.00	2665	100.00
<b>WTD. AVG. BASE</b>	185.58			<b>CHENIN BLANC</b>	250.00	1330	.82	<b>WTD. AVG. BASE</b>	350.00		
					350.00	0750	.57				
<b>CHARDONNAY</b>	500.00	0610	.28		350.00	0960	2.79	<b>MUSCAT BLANC/ MUSCAT CANELLI</b>	600.00	1570	100.00
	600.00	1450	.11		350.00	1220	.72	<b>WTD. AVG. BASE</b>	600.00		
	900.00	1130	.31		400.00	0010	2.83				
	900.00	1140	.28		400.00	0750	9.32	<b>PALOMINO/GOLDEN CHASSELAS</b>	120.00	0010	41.26
	987.75	1110	2.38		400.00	1085	2.11		250.00	0010	25.81
	1,000.00	0010	.04		400.00	3065	.59		250.00	0750	32.52
	1,000.00	1130	.57		413.10	4976	.35		350.00	1030	.41
	1,000.00	1140	2.35		425.00	3185	12.35	<b>WTD. AVG. BASE</b>	196.77		
	1,000.00	1470	.31		440.00	3185	12.13				
	1,000.00	6413	2.80		450.00	0010	1.29	<b>PINOT BLANC</b>	400.00	1150	40.00
	1,000.00	7007	.80		450.00	1060	3.39		500.00	1150	5.90
	1,000.00	7400	.14		450.00	1220	4.31		700.00	1140	21.50
	1,050.00	1130	2.64		450.00	1110	5.12		700.00	1150	32.60
	1,050.00	1450	1.71		475.00	1110	5.12				
	1,065.00	1450	2.51		477.00	4085	13.68				
	1,100.00	0010	2.41		500.00	0010	.46	<b>WTD. AVG. BASE</b>	568.21		
	1,100.00	0610	1.11		500.00	0730	11.30				
	1,100.00	1140	6.29		500.00	0750	1.31	<b>SAUVIGNON BLANC</b>	275.00	1060	.36
	1,100.00	1370	.03		630.92	1085	2.88		300.00	1060	.94
	1,100.00	1450	.54	<b>WTD. AVG. BASE</b>	442.11				300.00	6413	2.49
	1,100.00	7095	1.86						350.00	0010	3.42
	1,100.00	7137	.29	<b>FLORA</b>	300.00	0010	100.00		375.00	7095	1.46
	1,100.00	7138	.31	<b>WTD. AVG. BASE</b>	300.00				400.00	0010	2.43
	1,100.00	7215	.75						400.00	1060	7.39
	1,100.00	7400	.60	<b>FRENCH COLOMBARD</b>	124.00	0010	.85		400.00	7400	2.58
	1,100.00	7813	.19		124.00	0010	.85		450.00	1060	1.19
	1,100.00	7835	.49		225.00	2347	3.15		450.00	5006	.66
	1,117.00	0610	16.27		225.00	2348	3.02		450.00	7400	2.46
	1,118.75	1140	2.98		225.00	4085	.80		500.00	0010	2.89
	1,150.00	7095	.06		250.00	0010	.79		500.00	1060	3.48
	1,150.00	7400	.69		250.00	0750	2.02		525.00	0010	1.58
	1,200.00	0010	2.34		250.00	4075	2.11		541.24	1110	9.19
	1,200.00	0470	.22		250.00	4255	17.94		550.00	0010	.65
	1,200.00	0610	.66		275.00	0750	11.06		550.00	1060	1.50
	1,200.00	1130	.82		300.00	0010	12.93		550.00	6105	8.09
	1,200.00	1140	5.58		300.00	1330	2.11		555.00	1130	.14
	1,200.00	1360	.33		300.00	4976	11.87		556.06	5006	3.52
	1,200.00	1370	.39		320.28	4976	11.42		600.00	0010	6.46
	1,210.00	7815	1.07		324.73	4976	.37		600.00	1110	2.42
	1,226.83	0010	.77		330.00	3185	5.68		600.00	1130	1.54
	1,250.00	0010	.05		330.00	3186	3.58		600.00	1330	.59
	1,250.00	7400	1.84		330.00	4085	.96		625.00	1130	1.28
	1,275.00	1140	.38		400.00	0010	8.73		650.00	0010	5.29
	1,275.00	6405	2.59		450.00	0010	.61		650.00	1050	5.13
	1,297.00	1240	6.05						650.00	1130	1.64
	1,300.00	0010	1.54	<b>WTD. AVG. BASE</b>	294.20				650.00	7065	.16
	1,300.00	0470	.06						700.00	1110	1.28
	1,300.00	0610	.71	<b>GEWURZTRAMINER</b>	550.00	0010	5.83		700.00	1220	3.71
	1,300.00	1130	.03		550.00	0870	8.68		706.10	0010	3.69
	1,300.00	1140	.44		600.00	0010	1.52		750.00	5812	3.02
	1,300.00	1370	.26		600.00	1240	.13		850.00	0010	.45
	1,320.00	0010	1.17		603.67	0010	1.41		950.24	0010	2.69
	1,320.00	0610	.49		608.95	4976	7.19		950.24	1060	4.26
	1,333.02	1450	.06		660.00	0010	6.48				
	1,350.00	0470	.18		671.39	0697	46.57	<b>WTD. AVG. BASE</b>	571.10		
	1,350.00	1370	.12		690.00	0995	2.81				
	1,380.00	0610	1.68		725.00	1240	2.43	<b>SAUVIGNON VERT</b>	250.00	0010	16.57
	1,380.00	1370	.11		738.52	0010	12.42		300.00	4976	83.43
	1,400.00	0010	.10		750.00	0010	3.33	<b>WTD. AVG. BASE</b>	291.71		
	1,400.00	1450	1.82		750.00	1240	1.22				
	1,401.36	1130	3.24	<b>WTD. AVG. BASE</b>	660.15						
	1,450.00	0010	.11								
	1,475.00	1110	.29								
	1,500.00	7065	.02								

(Continued)

Table 8.

**BASE PRICE PAID TO GROWERS FOR GRAPES CRUSHED, DELIVERED TO CALIFORNIA PROCESSORS, FROM THE 1990 CROP, WITH BRIX FACTORS AND PERCENT OF PURCHASED TONNAGE, BY TYPE, VARIETY, REPORTING DISTRICT WHERE GROWN, AND WEIGHTED AVERAGE BASE PRICE (Cont'd)**

Variety	Base Price	Brix Factors	Percent	Variety	Base Price	Brix Factors	Percent	Variety	Base Price	Brix Factors	Percent
	Dollars Per Ton	Code a/	b/		Dollars Per Ton	Code a/	b/		Dollars Per Ton	Code a/	b/
<b>DISTRICT 1 (Cont'd)</b>				<b>CABERNET SAUVIGNON (Cont'd)</b>	1,100.00	1590	1.12	<b>GAMAY BEAUJOLAIS (Cont'd)</b>	550.00	1330	2.85
<b>SEMILLON</b>	475.00	1195	39.36		1,100.00	7800	1.34		575.00	1330	3.71
	600.00	0010	45.53		1,123.46	1250	.12		600.00	1330	5.19
	625.00	0010	10.85		1,191.09	7835	2.43		612.07	0010	18.78
	800.00	1730	4.26		1,200.00	0310	1.07		650.00	1330	.51
<b>WTD. AVG. BASE</b>	562.02				1,200.00	1110	2.27		700.00	1060	3.71
<b>WHITE RIESLING</b>	450.00	0860	9.78		1,200.00	1260	1.42	<b>WTD. AVG. BASE</b>	504.25		
	450.00	0960	15.61		1,200.00	1380	6.14				
	550.00	1090	15.32		1,200.00	7380	7.96	<b>GRENACHE</b>	350.00	4255	15.31
	600.00	0010	.64		1,200.00	7715	2.00		400.00	0980	30.96
	600.00	0860	4.25		1,200.00	7875	4.00		500.00	0010	2.79
	600.00	1130	.99		1,225.00	7400	2.70		589.09	7175	5.25
	600.00	1710	1.31		1,250.00	0010	5.86		600.00	0010	36.21
	626.53	0010	14.50		1,250.00	1360	4.43		650.00	7181	9.48
	641.41	4976	17.09		1,250.00	7380	1.20	<b>WTD. AVG. BASE</b>	501.16		
	650.00	0010	5.88		1,250.00	7875	.73				
	650.00	1160	2.62		1,275.00	7875	.96	<b>MATARO/MOUVEDRE</b>	400.00	7175	100.00
	700.00	0010	7.60		1,300.00	1570	6.00				
	725.00	0010	2.24		1,300.00	7400	2.23	<b>WTD. AVG. BASE</b>	400.00		
	750.00	7065	.26		1,500.00	1360	1.06				
	1,300.00	0010	.61		1,627.43	1570	1.91	<b>MERLOT</b>	800.00	1360	7.83
	1,300.00	0340	1.28		1,627.43	6270	7.59		900.00	0010	8.10
<b>WTD. AVG. BASE</b>	593.48			<b>WTD. AVG. BASE</b>	1,156.93				900.00	1360	4.51
<b>OTHER WHITE</b>	264.71	4976	100.00	<b>CARIGNANE</b>	123.00	7800	.40		1,000.00	1110	12.06
					300.00	1140	.15		1,000.00	1360	13.81
<b>WTD. AVG. BASE</b>	264.71				350.00	1140	.11		1,000.00	1450	4.70
					350.00	1360	.95		1,000.00	1490	17.86
					350.00	7007	.26		1,100.00	0010	.46
					400.00	0010	.04		1,150.00	7380	12.52
					400.00	1130	.30		1,200.00	0010	6.26
					400.00	1140	8.92		1,200.00	1380	8.20
					400.00	1330	6.69		1,250.00	0010	3.68
					400.00	4890	1.09				
					400.00	7007	.06	<b>WTD. AVG. BASE</b>	1,029.10		
					400.00	7175	14.52				
<b>BARBERA</b>	425.00	0010	3.59		400.00	7400	.78	<b>PETITE SIRAH</b>	375.00	1590	.59
	478.80	7175	36.58		400.00	7400	.78		400.00	1263	4.42
	500.00	1330	22.20		425.00	0010	1.51		450.00	0010	.74
	500.00	7137	37.63		425.00	7137	3.41		500.00	0010	.99
<b>WTD. AVG. BASE</b>	489.55				450.00	7137	.63		500.00	1360	2.19
					453.94	7175	57.08		525.00	7181	.26
					469.11	7175	3.11		550.00	1250	2.00
<b>CABERNET FRANC</b>	800.00	7715	3.85						550.00	7175	18.45
	900.00	1360	22.81	<b>WTD. AVG. BASE</b>	432.58				550.00	7181	.53
	1,000.00	1570	17.54						550.00	7795	2.59
	1,100.00	0010	3.44	<b>CHARBONO</b>	400.00	0010	31.97		550.00	7138	9.12
	1,200.00	1380	12.42		400.00	1140	5.26		560.00	7138	9.12
	1,200.00	1570	36.91		450.00	0010	49.90		575.00	1380	3.79
	1,250.00	0010	1.69		500.00	1090	12.87		600.00	0010	5.67
	1,250.00	1360	1.35						612.28	7175	26.70
<b>WTD. AVG. BASE</b>	1,079.18			<b>WTD. AVG. BASE</b>	437.82				625.00	0010	11.98
									650.00	0010	.91
				<b>EARLY BURGUNDY</b>	400.00	1643	62.56		650.00	1360	6.91
					425.26	7175	37.44		700.00	0010	.52
<b>CABERNET SAUVIGNON</b>	800.00	1360	5.15	<b>WTD. AVG. BASE</b>	409.46				700.00	1250	1.47
	800.00	1500	2.30						750.00	0010	.16
	800.00	6413	1.70					<b>WTD. AVG. BASE</b>	581.38		
	800.00	7715	.58	<b>GAMAY (NAPA)</b>	450.00	1060	2.91				
	850.00	0990	.52		451.06	7175	30.72				
	900.00	1260	2.00		500.00	0010	39.76	<b>PINOT NOIR</b>	300.00	0010	.21
	900.00	2590	6.26		500.00	1060	16.31		350.00	0010	2.29
	900.00	7715	2.99		500.00	5812	10.30		350.00	5006	1.87
	910.00	2590	2.25						375.00	0610	2.94
	950.00	0010	.17	<b>WTD. AVG. BASE</b>	483.51				500.00	0010	3.30
	1,000.00	0010	.17						500.00	1370	1.88
	1,000.00	1260	.42	<b>GAMAY BEAUJOLAIS</b>	300.00	4255	4.98		500.00	2475	2.24
	1,000.00	1570	.20		400.00	1060	12.68		510.00	5006	1.54
	1,000.00	7715	4.54		450.00	1060	14.43		550.00	0010	.65
	1,050.00	1260	.90		450.00	5880	17.60		600.00	0010	10.39
	1,066.53	0010	2.16		500.00	0010	5.87		650.00	0010	.76
	1,075.00	7800	1.21		500.00	1330	1.15		700.00	0010	.54
	1,100.00	0010	.54		550.00	1060	8.54		700.00	1470	2.40
	1,100.00	1570	1.44								

(Continued)



Table 8.

**BASE PRICE PAID TO GROWERS FOR GRAPES CRUSHED, DELIVERED TO CALIFORNIA PROCESSORS,  
FROM THE 1990 CROP, WITH BRIX FACTORS AND PERCENT OF PURCHASED TONNAGE, BY TYPE,  
VARIETY, REPORTING DISTRICT WHERE GROWN, AND WEIGHTED AVERAGE BASE PRICE (Cont'd)**

Variety	Base Price	Brix Factors	Percent	Variety	Base Price	Brix Factors	Percent	Variety	Base Price	Brix Factors	Percent
	Dollars Per Ton	Code a/	b/		Dollars Per Ton	Code a/	b/		Dollars Per Ton	Code a/	b/
<b>DISTRICT 2 (Cont'd)</b>				<b>CHARDONNAY (Cont'd)</b>				<b>CHARDONNAY (Cont'd)</b>			
				1,200.00	0760		.76	1,303.00	1490		.08
				1,200.00	1130		1.48	1,310.32	1110		.20
				1,200.00	1140		.45	1,325.00	1490		.18
ZINFANDEL	650.00	0650	15.14	1,200.00	1220		.07	1,330.00	1220		.13
(Cont'd)	650.00	1155	9.76	1,200.00	1250		.22	1,330.43	0010		.25
	700.00	0010	2.54	1,200.00	1330		.08	1,333.33	0010		.13
	700.00	0650	3.49	1,200.00	1345		.01	1,336.00	0010		.05
	843.00	1360	.35	1,200.00	1360		.03	1,336.67	5812		.10
	868.00	0010	2.06	1,200.00	1490		.12	1,336.68	0010		3.39
	900.00	7910	22.36	1,200.00	1500		.16	1,336.68	1130		.33
				1,200.00	6200		.01	1,336.68	1220		.52
WTD. AVG. BASE	687.24			1,200.00	7400		.87	1,336.68	1360		.07
				1,200.00	7835		.20	1,337.00	1220		.15
OTHER RED	600.00	7400	100.00	1,215.00	0010		.36	1,337.00	1240		.13
				1,215.00	0610		.27	1,337.00	1490		.10
WTD. AVG. BASE	600.00			1,215.00	1240		.04	1,338.69	1360		.47
				1,215.00	1360		.04	1,350.00	0010		1.07
				1,215.16	0010		5.49	1,350.00	1240		.01
				1,215.16	0430		.81	1,350.00	1360		.05
				1,215.16	0610		.25	1,361.00	1490		.01
				1,215.16	1130		.49	1,365.00	1130		.08
				1,215.16	1220		1.78	1,365.00	1360		.07
				1,215.16	1240		1.91	1,365.00	1490		1.60
				1,215.16	1330		.08	1,375.00	0010		.07
				1,215.16	1360		.32	1,380.00	1240		.09
				1,215.16	1490		.38	1,390.16	0010		.07
				1,215.16	6200		.21	1,397.42	0010		.03
BURGER	299.10	0010	60.87	1,215.16	7360		.32	1,397.43	0010		1.14
	350.00	0010	37.60	1,215.16	7635		.14	1,397.43	1220		.51
	350.00	0760	1.53	1,215.16	7730		.20	1,397.43	1360		.04
				1,215.16	8100		.04	1,397.43	6405		.41
WTD. AVG. BASE	319.02			1,218.00	1360		.09	1,397.43	7710		.08
				1,225.00	7400		.12	1,400.00	0010		3.26
CHARDONNAY	500.00	0010	.01	1,229.90	0010		.95	1,400.00	0985		1.27
	564.66	0010	1.54	1,229.90	2300		7.85	1,400.00	1130		.27
	600.00	0010	.07	1,229.90	6950		.41	1,400.00	1140		.37
	750.00	1220	.05	1,229.90	7175		.99	1,400.00	1150		.87
	800.00	0010	.05	1,230.00	1250		.22	1,400.00	1220		.07
	900.00	0010	.53	1,232.16	1240		.65	1,400.00	1240		.55
	900.00	1130	.01	1,250.00	0010		.28	1,400.00	1360		.97
	900.00	1140	.30	1,250.00	0610		.12	1,400.00	1470		.16
	900.00	1360	.07	1,250.00	1240		.06	1,400.00	1490		.97
	1,000.00	0010	.72	1,250.00	1360		.27	1,400.00	1500		.05
	1,000.00	1130	2.27	1,250.00	6950		.08	1,400.00	6310		.18
	1,000.00	1150	.01	1,250.00	7380		.19	1,400.00	6950		.09
	1,000.00	1250	.01	1,250.00	7400		.09	1,400.00	7142		.14
	1,000.00	1360	.56	1,250.00	7875		.14	1,425.00	0010		.06
	1,000.00	6220	.37	1,251.61	7140		.03	1,425.00	1150		.10
	1,000.00	6880	.07	1,251.61	7815		.04	1,425.00	1200		.13
	1,000.00	7330	.18	1,252.30	0610		.20	1,425.00	1240		.09
	1,000.00	7400	.53	1,267.88	0010		.16	1,425.00	1360		.07
	1,025.00	7400	.13	1,272.00	1360		.03	1,425.60	0010		.07
	1,050.00	0010	.46	1,275.00	0010		2.12	1,425.60	1490		.34
	1,050.00	1140	.07	1,275.92	0010		.04	1,426.42	7087		.19
	1,100.00	0010	.49	1,276.00	0010		.25	1,430.00	0010		.33
	1,100.00	0595	.15	1,291.40	0610		.34	1,430.00	1130		.71
	1,100.00	1140	.06	1,300.00	0010		2.36	1,430.00	1140		.03
	1,100.00	1250	.28	1,300.00	1110		.04	1,430.00	1150		.02
	1,100.00	1345	.01	1,300.00	1130		4.39	1,430.00	1250		3.97
	1,100.00	1360	.76	1,300.00	1220		1.09	1,430.00	1360		.16
	1,100.00	7182	.04	1,300.00	1240		.10	1,430.00	1370		.31
	1,100.00	7215	.14	1,300.00	1250		.09	1,430.00	4294		.12
	1,100.00	7708	.10	1,300.00	1360		3.05	1,430.00	7142		.05
	1,100.00	7710	.10	1,300.00	1370		.20	1,431.00	1345		.92
	1,100.00	7813	.02	1,300.00	1380		∅/	1,440.00	0010		.09
	1,121.00	0010	.04	1,300.00	1470		.04	1,446.60	0010		.71
	1,125.00	7400	.05	1,300.00	1490		.61	1,450.00	0010		.24
	1,150.00	1140	.06	1,300.00	6465		1.94	1,450.00	1110		.11
	1,150.00	7400	.05	1,300.00	6490		.14	1,450.00	1240		.26
	1,177.86	0010	1.00	1,300.00	7142		.07	1,450.00	1360		.35
	1,185.98	0010	.66	1,300.00	7400		.77	1,450.00	1470		.01
	1,188.00	0610	.11	1,300.00	7710		.51	1,450.00	1490		.32
	1,200.00	0010	1.15	1,300.00	7810		.24	1,450.33	1570		.44

(Continued)



Table 8.

**BASE PRICE PAID TO GROWERS FOR GRAPES CRUSHED, DELIVERED TO CALIFORNIA PROCESSORS,  
FROM THE 1990 CROP, WITH BRIX FACTORS AND PERCENT OF PURCHASED TONNAGE, BY TYPE,  
VARIETY, REPORTING DISTRICT WHERE GROWN, AND WEIGHTED AVERAGE BASE PRICE (Cont'd)**

Variety	Base Price	Brix Factors	Percent	Variety	Base Price	Brix Factors	Percent	Variety	Base Price	Brix Factors	Percent
	Dollars Per Ton	Code a/	b/		Dollars Per Ton	Code a/	b/		Dollars Per Ton	Code a/	b/
<b>DISTRICT 3 (Cont'd)</b>				<b>FRENCH COLOMBARD</b>	310.00	1360	.20	<b>MUSCAT BLANC/</b>	900.00	1110	2.50
				(Cont'd)	313.00	0010	1.30	<b>MUSCAT CANELLI</b>	900.00	1250	6.97
<b>CHARDONNAY</b>	1,452.00	1490	.05		313.39	1050	5.00	(Cont'd)	915.15	0010	16.96
(Cont'd)	1,458.19	1450	.22		315.00	3186	.78		1,100.00	0010	8.58
	1,470.00	1240	.58		324.73	4976	18.14	<b>WTD. AVG. BASE</b>	845.59		
	1,470.00	6375	.14		325.00	2545	52.09				
	1,483.86	1345	.16		350.00	0010	1.20	<b>PALOMINO/GOLDEN</b>	250.00	0010	86.33
	1,490.00	1130	.17		350.00	0960	3.41	<b>CHASSELAS</b>	400.00	1570	13.67
	1,496.67	1360	.41		350.00	3185	1.38				
	1,500.00	0010	.84	<b>WTD. AVG. BASE</b>	313.74			<b>WTD. AVG. BASE</b>	270.50		
	1,500.00	1200	.71								
	1,500.00	1330	.04	<b>GEWURZTRAMINER</b>	78.00	0010	.48	<b>PINOT BLANC</b>	650.00	7400	1.38
	1,500.00	1345	.05		250.00	5812	1.63		700.00	7400	2.98
	1,500.00	1360	.25		500.00	0960	3.26		750.00	0010	3.04
	1,500.00	1490	.33		500.00	1040	4.22		775.00	1490	11.23
	1,517.00	0010	.10		500.00	4115	4.55		900.00	1130	2.41
	1,540.00	0010	.19		531.57	0950	.45		921.26	0430	18.32
	1,550.00	0010	.07		540.00	1100	.31		921.26	0490	35.55
	1,550.00	1220	.07		546.70	0950	.87		921.60	0010	.44
	1,550.00	1240	.09		550.00	0010	1.51		962.50	1490	.96
	1,600.00	0010	.08		550.00	1040	4.73		1,047.40	0010	17.28
	1,600.00	1490	.39		550.00	5812	1.88		1,059.45	0010	6.42
	1,600.00	6950	.10		600.00	0010	4.45				
	1,640.45	0010	.14		600.00	0970	.58	<b>WTD. AVG. BASE</b>	919.86		
	1,650.00	0610	.2/		600.00	1130	.21				
	1,650.00	1360	.42		600.00	1704	.59	<b>SAUVIGNON BLANC</b>	350.00	1130	.29
	1,680.00	1240	.22		600.00	4480	1.54		353.50	1120	.27
	1,750.00	1490	.79		603.00	0010	1.41		400.00	1110	.96
	1,800.00	0010	.17		605.04	1040	19.24		400.00	6405	.10
					606.04	0010	5.26		475.00	0010	1.21
<b>WTD. AVG. BASE</b>	1,282.09				606.98	4976	4.82		476.86	0010	.78
					615.00	1320	1.13		500.00	0010	.02
<b>CHENIN BLANC</b>	300.00	0010	3.67		650.00	1195	1.10		550.00	0010	1.28
	300.00	0210	2.22		664.64	0010	2.99		550.00	6105	.67
	325.00	0950	1.83		666.00	0010	1.44		575.00	5006	.36
	350.00	0010	1.02		666.64	0010	3.00		600.00	0010	.04
	350.00	0960	.65		666.64	1090	3.82		600.00	1110	.34
	394.42	0010	11.26		675.00	0010	1.11		600.00	5006	.49
	400.00	0010	1.75		696.95	0010	1.37		600.00	6105	.45
	400.00	0950	.36		700.00	0010	6.90		600.00	6405	2.98
	400.00	1110	.47		700.00	1120	2.53		638.50	0010	.86
	400.00	4976	1.59		732.12	1120	3.61		650.00	0010	.13
	406.23	3185	.21		750.00	0010	4.84		650.00	1110	.24
	413.10	2300	18.65		750.00	1220	1.32		650.00	6105	.13
	413.10	4976	19.10		800.00	0010	.65		660.00	6105	.78
	425.00	0010	.07		936.00	0010	2.23		675.00	0010	1.13
	425.00	3184	.45						700.00	0010	1.57
	425.00	3185	4.85	<b>WTD. AVG. BASE</b>	618.96				700.00	1110	.73
	433.00	0940	.67						700.00	1130	1.67
	433.86	0830	4.26	<b>GRAY RIESLING</b>	315.52	0010	95.00		700.00	1345	.68
	433.86	0950	4.07		350.00	0010	5.00		700.00	4292	2.60
	440.00	3185	5.26						709.00	0010	1.92
	449.23	1120	5.73	<b>WTD. AVG. BASE</b>	317.24				709.00	1110	.35
	450.00	0010	1.92						709.11	0010	2.53
	450.00	0735	1.14	<b>GREEN HUNGARIAN</b>	300.00	0010	100.00		709.11	1095	.42
	450.00	0960	1.91						709.11	1200	.78
	450.00	4071	.72	<b>WTD. AVG. BASE</b>	300.00				709.11	7023	.21
	450.00	4215	.43						710.00	0010	.40
	453.58	0010	1.73	<b>KLEINBERGER</b>	800.00	0940	100.00		710.00	1220	1.25
	500.00	0960	4.01						710.00	7003	.33
<b>WTD. AVG. BASE</b>	413.53			<b>WTD. AVG. BASE</b>	800.00				718.32	0010	6.30
									723.46	1470	.98
				<b>MUSCAT BLANC/</b>	650.00	0010	4.37		737.00	0010	.25
<b>FRENCH COLOMBARD</b>	180.00	0010	.41	<b>MUSCAT CANELLI</b>	700.00	5812	3.23		744.57	6105	4.41
	200.00	0960	5.44		730.00	0010	.57		750.00	1110	5.49
	250.00	3185	.82		750.00	1250	21.07		750.00	1130	4.25
	250.00	4075	1.95		800.00	0010	14.88		750.00	1200	1.18
	263.00	0010	1.16		800.00	1380	3.90		750.00	1220	.36
	300.00	0010	1.50		850.00	7215	10.82		750.00	1360	.17
	300.00	4976	5.25		900.00	0010	6.14		754.57	6105	.73

(Continued)

Table 8.

**BASE PRICE PAID TO GROWERS FOR GRAPES CRUSHED, DELIVERED TO CALIFORNIA PROCESSORS,  
FROM THE 1990 CROP, WITH BRIX FACTORS AND PERCENT OF PURCHASED TONNAGE, BY TYPE,  
VARIETY, REPORTING DISTRICT WHERE GROWN, AND WEIGHTED AVERAGE BASE PRICE (Cont'd)**

Variety	Base Price	Brix Factors	Percent	Variety	Base Price	Brix Factors	Percent	Variety	Base Price	Brix Factors	Percent
	Dollars Per Ton	Code a/	b/		Dollars Per Ton	Code a/	b/		Dollars Per Ton	Code a/	b/
<b>DISTRICT 3 (Cont'd)</b>				<b>SEMILLION</b>	850.00	1110	2.82	<b>BLACK MALVOISIE</b>	475.00	1150	100.00
				(Cont'd)	900.00	1250	7.34				
<b>SAUVIGNON BLANC</b>	774.38	1360	1.45		1,000.00	1110	1.93	<b>WTD. AVG. BASE</b>	475.00		
(Cont'd)	775.00	0010	.55		1,000.00	1120	2.74				
	775.00	1110	4.49	<b>WTD. AVG. BASE</b>	669.69			<b>CABERNET FRANC</b>	1,000.00	0010	.06
	780.00	0010	.23						1,000.00	1260	1.56
	780.00	1120	.53	<b>SYLVANER</b>	500.00	0010	100.00		1,000.00	1360	.07
	780.00	1220	.47						1,087.00	0010	.86
	780.02	0010	4.28	<b>WTD. AVG. BASE</b>	500.00				1,115.95	1360	1.37
	780.02	1110	4.49						1,174.01	0010	28.07
	780.02	1195	1.93	<b>SYMPHONY</b>	375.00	0490	71.57		1,200.00	0010	1.83
	792.25	0010	.90		400.00	0470	15.18		1,200.00	1220	.60
	800.00	0010	1.19		461.29	0010	7.14		1,200.00	1380	2.21
	800.00	1090	.19		500.00	0495	6.12		1,250.00	0010	6.52
	800.00	1110	.97						1,250.00	7400	.71
	800.00	1360	.75	<b>WTD. AVG. BASE</b>	392.60				1,291.00	1110	.50
	800.00	6080	1.38						1,300.00	0010	1.49
	815.48	0010	.84	<b>WHITE RIESLING</b>	300.00	0010	.27		1,300.00	1360	2.78
	825.00	0010	1.52		400.00	0860	3.80		1,300.00	7117	.24
	825.00	1110	.07		400.00	2895	21.45		1,300.00	7118	1.99
	825.00	1250	.56		454.50	0950	2.08		1,350.00	0010	1.87
	825.00	1360	.64		500.00	3300	3.15		1,350.11	0010	8.15
	825.00	1490	.74		500.00	5012	.58		1,350.11	1360	.76
	825.00	5200	.16		505.00	0950	1.24		1,371.87	0010	2.99
	850.00	1110	7.06		550.00	0010	.30		1,387.00	0010	5.67
	850.00	1220	1.82		560.00	0010	.43		1,400.00	0010	1.48
	850.00	1360	.29		562.97	0010	33.38		1,400.00	1250	.50
	875.00	1130	.92		562.97	0940	5.46		1,400.00	1360	6.72
	896.65	1330	.46		565.00	0010	1.09		1,400.00	7035	.99
	900.00	0010	1.53		566.62	4976	6.94		1,400.00	7710	1.26
	900.00	1110	.75		600.00	0010	.76		1,400.00	7875	2.16
	900.00	1250	1.22		650.00	0010	2.08		1,425.00	0010	2.35
	900.00	1360	1.07		650.00	1195	.77		1,425.00	1360	1.25
	940.00	1130	.49		650.00	1200	6.55		1,450.00	0010	.67
	950.00	1150	.75		700.00	0010	5.09		1,450.00	7875	.93
	990.00	0010	.30		750.00	0010	.33		1,500.00	1250	3.88
	1,008.40	0010	.07		800.00	0010	2.88		1,519.46	1500	3.21
	1,012.50	1110	1.88		827.50	0010	.97		1,570.00	1360	4.30
<b>WTD. AVG. BASE</b>	752.35				1,000.00	0010	.42	<b>WTD. AVG. BASE</b>	1,305.80		
<b>SAUVIGNON VERT</b>	200.00	0960	7.57	<b>WTD. AVG. BASE</b>	543.26			<b>CABERNET SAUVIGNON</b>	650.00	1110	.21
	250.00	4075	8.18	<b>OTHER WHITE</b>	120.00	0010	7.40		850.00	1490	.16
	298.25	4976	77.05		300.00	0010	46.04		881.52	0010	.12
	300.00	0210	7.21		300.00	1360	21.15		900.00	0010	.07
<b>WTD. AVG. BASE</b>	286.99				350.00	0010	1.13		900.00	1260	.05
<b>SEMILLON</b>	300.00	4976	4.75		368.03	4976	5.31		900.00	3184	.16
	400.00	5812	3.26		375.00	1130	9.14		900.00	3185	.21
	400.00	6405	1.21		375.00	0010	5.92		900.00	3290	.10
	500.00	0010	3.52		420.01	0010	1.31		924.00	0010	.59
	550.00	1130	.10		550.00	0010	1.74		950.00	1150	1.68
	550.00	4425	1.93		800.00	0010	1.74		965.00	0010	.37
	575.00	4425	1.07		900.00	1250	.87		1,000.00	0010	.97
	600.00	0010	5.73	<b>WTD. AVG. BASE</b>	322.01				1,000.00	0950	.82
	600.00	1110	2.60						1,000.00	1380	.16
	601.09	0010	8.49						1,000.00	6405	.21
	619.12	4425	1.39						1,010.00	1380	.20
	626.19	0010	5.77						1,032.00	0010	1.32
	650.00	0010	12.21						1,034.00	0010	.22
	650.00	1220	4.57						1,089.00	1490	.22
	691.25	0010	2.72	<b>ALICANTE BOUSCHET</b>	300.00	0010	5.06		1,100.00	0010	.14
	700.00	1120	1.03		400.00	0010	75.96		1,100.00	0950	.40
	700.00	1220	2.60		425.00	0790	5.06		1,100.00	1380	.01
	700.00	1345	5.41		450.00	0010	5.28		1,100.00	1490	.26
	740.00	0010	4.08		575.00	1490	6.40		1,100.00	1641	.27
	750.00	0960	3.26	<b>WTD. AVG. BASE</b>	600.00	0010	2.25		1,100.00	7717	.06
	750.00	1345	1.43						1,100.00	7910	.21
	780.00	0010	1.05	<b>BARBERA</b>	612.28	0010	63.07		1,123.00	0010	1.62
	780.00	1110	2.23		800.00	0010	19.10		1,123.46	0010	2.72
	800.00	0010	1.71		950.00	1570	17.84		1,123.46	1360	1.44
	800.00	1250	3.04	<b>WTD. AVG. BASE</b>	708.37				1,123.46	1380	1.10
									1,123.46	7735	.23
									1,125.00	1140	.22

(Continued)

Table 8.

BASE PRICE PAID TO GROWERS FOR GRAPES CRUSHED, DELIVERED TO CALIFORNIA PROCESSORS,  
FROM THE 1990 CROP, WITH BRIX FACTORS AND PERCENT OF PURCHASED TONNAGE, BY TYPE,  
VARIETY, REPORTING DISTRICT WHERE GROWN, AND WEIGHTED AVERAGE BASE PRICE (Cont'd)

Variety	Base Price	Brix Factors	Percent	Variety	Base Price	Brix Factors	Percent	Variety	Base Price	Brix Factors	Percent
	Dollars Per Ton	Code a/	b/		Dollars Per Ton	Code a/	b/		Dollars Per Ton	Code a/	b/
<b>DISTRICT 3 (Cont'd)</b>				<b>CABERNET SAUVIGNON (Cont'd)</b>	1,425.00	0010	.51	<b>GAMAY BEAUJOLAIS</b>	400.00	0010	4.88
<b>CABERNET SAUVIGNON (Cont'd)</b>	1,137.16	0010	.53		1,425.00	1360	.13		425.00	1130	7.39
	1,137.16	7175	1.23		1,425.00	1470	.13		566.00	0010	.70
	1,150.00	1360	.21		1,425.00	6490	.37		566.35	0010	58.60
	1,200.00	0010	9.75		1,425.00	6492	.11		566.35	0840	16.70
	1,200.00	0950	.99		1,433.00	0010	.28		600.00	1130	5.81
	1,200.00	1130	.02		1,437.50	1641	.33		750.00	0010	5.93
	1,200.00	1150	3.21		1,446.50	0010	.23	<b>WTD. AVG. BASE</b>	560.64		
	1,200.00	1330	.04		1,450.00	7875	.23	<b>GRENACHE</b>	761.19	7175	75.00
	1,200.00	1360	1.07		1,474.47	0010	.38		1,000.00	0010	25.00
	1,200.00	1380	.48		1,491.44	1500	.56	<b>WTD. AVG. BASE</b>	820.89		
	1,200.00	1490	.92		1,500.00	0010	.11	<b>MALBEC</b>	1,208.56	0010	12.50
	1,200.00	6200	.23		1,500.00	1345	.11		1,350.00	0010	27.08
	1,200.00	7133	.02		1,500.00	1360	.18		1,350.00	1250	20.83
	1,200.00	7163	.51		1,500.00	1641	.61		1,482.60	1500	39.58
	1,200.00	7212	.06		1,512.00	0010	.23	<b>WTD. AVG. BASE</b>	1,384.81		
	1,200.00	7400	.53		1,540.00	0010	.37	<b>MATARO/MOUVEDRE</b>	550.00	0010	34.62
	1,200.00	7717	.23		1,566.00	0010	.29		1,000.00	0010	51.54
	1,235.00	1360	.08		1,566.00	1490	.24		1,200.00	1490	13.85
	1,235.81	0010	2.84		1,566.00	7680	.17	<b>WTD. AVG. BASE</b>	871.92		
	1,235.81	1250	.42		1,570.00	1360	.60	<b>MERLOT</b>	800.00	0010	2.23
	1,236.14	1380	1.03		1,620.00	1490	.05		850.00	1490	.11
	1,243.00	0010	.64		1,630.00	0010	.64		996.00	0010	3.90
	1,247.00	0010	.29		1,638.75	1360	.13		1,000.00	0010	1.40
	1,250.00	0010	.92		1,650.00	0010	.50		1,000.00	1150	.89
	1,250.00	1360	.11		1,710.00	0010	.24		1,100.00	0010	.12
	1,250.00	7400	1.23		1,800.00	0010	.40		1,101.85	0010	4.44
	1,250.00	7708	1.02	<b>WTD. AVG. BASE</b>	1,850.00	1360	.04		1,101.85	1360	.76
	1,250.00	7813	.23						1,103.67	0010	.81
	1,291.97	7835	.46	<b>CARIGNANE</b>	300.00	0010	2.96		1,103.67	7175	.79
	1,291.98	0010	2.55		350.00	0010	2.00		1,134.90	7710	.23
	1,291.98	1250	1.39		400.00	0010	.31		1,150.00	0010	.50
	1,291.98	1360	.31		400.00	0250	2.11		1,200.00	0010	4.07
	1,292.00	7680	.01		400.00	7175	15.50		1,200.00	1360	.81
	1,296.00	0010	1.05		425.00	0010	2.96		1,200.00	1380	2.78
	1,300.00	0010	6.14		425.00	7137	2.74		1,200.00	6465	.22
	1,300.00	1250	1.49		469.11	7175	51.12		1,200.00	1360	.81
	1,300.00	1360	2.59		475.00	7137	3.52		1,212.04	0010	16.46
	1,300.00	1380	.05		500.00	1360	1.37		1,212.04	1360	1.50
	1,300.00	1490	.09		537.27	1360	6.56		1,250.00	0010	3.67
	1,300.00	1641	.42		550.00	0010	6.26		1,250.00	6492	.12
	1,300.00	7212	.02		600.00	0010	.78		1,250.00	7875	.15
	1,300.00	7400	1.74		800.00	0010	.21		1,267.13	0010	.74
	1,300.00	7813	.57		1,000.00	0010	.48		1,267.13	1360	.31
	1,300.00	7875	.26		1,200.00	0010	1.13		1,271.00	1490	.83
	1,320.00	1360	.21						1,296.00	0010	.60
	1,325.00	7875	.12	<b>WTD. AVG. BASE</b>	469.47				1,300.00	0010	6.15
	1,350.00	0010	.68						1,300.00	1130	.04
	1,350.00	1380	.07	<b>CINSAULT</b>	1,000.00	0010	100.00		1,300.00	1360	2.52
	1,350.00	1490	.56						1,300.00	7710	1.34
	1,350.00	1641	.64	<b>WTD. AVG. BASE</b>	1,000.00				1,300.00	7875	.62
	1,350.00	7680	.17						1,336.50	1490	1.21
	1,361.33	1570	.38	<b>EARLY BURGUNDY</b>	350.00	1130	30.50		1,350.00	0010	2.04
	1,365.00	1360	.19		459.17	7175	69.50		1,350.00	1360	1.23
	1,373.00	1490	.17						1,350.00	7717	.77
	1,373.15	1490	.32	<b>WTD. AVG. BASE</b>	425.87				1,375.00	0010	1.16
	1,375.00	1360	.17						1,400.00	0010	6.45
	1,375.00	7875	1.16	<b>GAMAY (NAPA)</b>	381.63	1360	4.94		1,400.00	1120	5.35
	1,385.00	1360	.68		500.00	0990	.13		1,400.00	1130	.44
	1,391.44	1500	.25		500.00	6405	2.50		1,400.00	1150	.48
	1,400.00	0010	2.88		536.03	5006	2.23		1,400.00	1250	2.25
	1,400.00	1150	.14		550.00	0010	16.53		1,400.00	1360	2.30
	1,400.00	1250	3.71		550.00	6365	7.05		1,400.00	1380	1.45
	1,400.00	1360	3.92		564.00	0010	1.10		1,400.00	7710	.53
	1,400.00	1370	.35		564.21	7175	47.50		1,400.00	7875	.77
	1,400.00	1490	.50		600.00	1110	10.99		1,425.00	0010	.83
	1,400.00	1590	.54		600.00	5006	2.90		1,425.00	1360	2.96
	1,400.00	7695	.17		600.00	5047	.86				
	1,400.00	7813	6.32		700.00	0010	2.48				
	1,400.00	7835	1.97		750.00	1220	.80				
	1,400.00	7875	.72	<b>WTD. AVG. BASE</b>	559.66						
	1,404.32	7875	.32								

(Continued)

Table 8.

**BASE PRICE PAID TO GROWERS FOR GRAPES CRUSHED, DELIVERED TO CALIFORNIA PROCESSORS,  
FROM THE 1990 CROP, WITH BRIX FACTORS AND PERCENT OF PURCHASED TONNAGE, BY TYPE,  
VARIETY, REPORTING DISTRICT WHERE GROWN, AND WEIGHTED AVERAGE BASE PRICE (Cont'd)**

Variety	Base Price	Brix Factors	Percent	Variety	Base Price	Brix Factors	Percent	Variety	Base Price	Brix Factors	Percent
	Dollars Per Ton	Code a/	b/		Dollars Per Ton	Code a/	b/		Dollars Per Ton	Code a/	b/
<b>DISTRICT 3 (Cont'd)</b>				<b>PINOT NOIR (Cont'd)</b>				<b>PINOT NOIR (Cont'd)</b>			
MERLOT	1,436.90	1500	.79		550.00	0010	.26		1,200.00	0610	.15
(Cont'd)	1,450.00	7400	.40		550.00	1360	.09		1,200.00	1130	.10
	1,450.00	7875	.23		600.00	0010	1.28		1,200.00	1360	.32
	1,452.00	0010	.11		600.00	1150	.09		1,500.00	1360	.05
	1,500.00	0010	1.68		600.00	7225	.10				
	1,500.00	1360	2.84		623.44	1220	.60	WTD. AVG. BASE	809.80		
	1,500.00	7813	1.40		640.00	1070	.12				
	1,570.00	1360	.28		650.00	1150	.45	PINOT ST GEORGE	375.00	7175	100.00
	1,581.25	1360	.91		650.00	5006	.86				
	1,600.00	0010	.11		700.00	0010	2.36	WTD. AVG. BASE	375.00		
	1,638.75	1360	.02		700.00	0595	.45				
	1,650.00	0010	.59		700.00	1070	.25	RUBY CABERNET	625.00	1570	100.00
	1,850.00	1360	1.33		700.00	1330	.33				
WTD. AVG. BASE	1,283.73				700.00	5006	.26	WTD. AVG. BASE	625.00		
					700.00	5045	.10				
					700.00	6405	.07	SYRAH/FRENCH	1,000.00	0010	9.49
					700.00	7116	.08	SYRAH-SHIRAZ	1,100.00	0010	19.76
					700.00	7400	.11		1,100.00	7400	70.75
					738.00	0010	1.22	WTD. AVG. BASE	1,090.51		
MEUNIER	834.38	0430	83.35		738.00	0465	4.40				
	938.51	0610	16.65		738.39	0010	.41				
WTD. AVG. BASE	851.71				738.79	0010	1.34	ZINFANDEL	150.00	0010	.30
					738.79	2346	20.24		175.00	0010	.19
					750.00	0010	.03		400.00	0010	.08
NEBBIOLO	1,400.00	0010	100.00		750.00	1110	.23		400.00	2147	3.68
					750.00	1360	.16		500.00	0010	.75
WTD. AVG. BASE	1,400.00				772.00	0465	2.06		500.00	0060	.73
					772.00	0595	.60		500.00	0740	.87
					775.00	0465	.78		500.00	1360	.09
PETITE SIRAH	425.00	1130	.94		775.00	1360	.61		500.00	2075	.65
	450.00	0010	2.14		800.00	0010	.50		550.00	7137	c/
	450.00	1130	.70		800.00	0465	3.78		563.60	0010	.04
	500.00	0010	.99		800.00	0730	.51		600.00	0010	9.03
	550.00	7137	1.44		800.00	1130	.14		600.00	0270	.28
	550.00	7175	6.98		800.00	1360	.67		600.00	0694	.68
	550.00	7181	1.87		800.00	1380	.20		600.00	0730	.10
	600.00	0010	.67		812.23	0010	6.17		600.00	2146	5.32
	600.00	1360	6.34		820.00	0980	.01		600.00	2147	32.93
	650.00	0010	6.17		825.00	0010	.55		615.00	0010	.12
	685.00	1380	5.59		834.00	0595	1.13		650.00	0010	.19
	685.73	0010	1.20		834.38	0430	10.13		650.00	1570	.04
	685.73	7175	27.75		836.00	1150	.05		660.00	0010	.03
	700.00	0010	1.95		849.15	0010	2.96		675.00	6475	.08
	735.73	0010	1.12		850.00	0010	.55		700.00	0790	1.79
	776.08	0010	15.48		850.00	0465	1.24		750.00	0010	.38
	800.00	0010	.96		850.00	1070	.06		750.00	0740	.10
	800.00	1360	.88		850.00	5006	2.24		750.00	1240	.06
	800.00	1500	.99		850.00	6490	.02		750.00	1250	.14
	850.00	1490	.80		871.00	0595	.70		750.00	1360	.02
	850.00	6490	1.92		875.00	0010	.32		750.00	1380	.89
	858.33	1360	3.80		882.00	0010	1.16		750.00	1570	.10
	900.00	0010	4.33		885.53	0660	2.79		800.00	0010	.52
	1,000.00	0010	1.47		900.00	0010	.19		800.00	0453	.14
	1,000.00	0990	.64		900.00	1130	.72		800.00	0730	.44
	1,000.00	1360	1.36		900.00	1150	.07		800.00	0990	.03
	1,063.00	1150	.16		900.00	1345	.05		800.00	1150	.09
	1,350.00	0010	1.36		928.71	0010	5.13		800.00	1570	.46
WTD. AVG. BASE	711.51				946.87	0010	1.84		800.00	7185	12.76
					947.13	0010	6.47		850.00	0010	.21
					950.00	1220	.16		850.00	1360	.04
PETITE VERDOT	1,152.97	0010	3.38		960.50	1360	.23		880.00	0010	.18
	1,300.00	1490	9.66		992.25	0010	.99		885.53	1360	.29
	1,350.00	0010	27.05		1,000.00	0010	1.07		900.00	0010	.34
	1,350.00	1490	29.95		1,000.00	0465	1.11		900.00	1250	.15
	1,482.60	0010	29.95		1,000.00	1150	.17		900.00	1380	.01
WTD. AVG. BASE	1,378.22				1,000.00	1470	.48		900.00	1500	.06
					1,000.00	1490	.09		900.00	1570	.14
					1,000.00	1570	.05		903.33	0010	.10
PINOT NOIR	300.00	7215	1.22		1,050.00	0010	1.07		950.00	0010	1.10
	350.00	0010	.31		1,050.00	0610	.21		950.00	1360	.32
	400.00	0010	.24		1,055.00	1490	.11		950.00	1380	.43
	450.00	1380	.05		1,150.00	1110	.03		979.93	1360	.44
	500.00	0010	.46		1,200.00	0010	.75		990.33	0010	1.36
	500.00	1380	.27								

(Continued)

Table 8.

**BASE PRICE PAID TO GROWERS FOR GRAPES CRUSHED, DELIVERED TO CALIFORNIA PROCESSORS,  
FROM THE 1990 CROP, WITH BRIX FACTORS AND PERCENT OF PURCHASED TONNAGE, BY TYPE,  
VARIETY, REPORTING DISTRICT WHERE GROWN, AND WEIGHTED AVERAGE BASE PRICE (Cont'd)**

Variety	Base Price	Brix Factors	Percent	Variety	Base Price	Brix Factors	Percent	Variety	Base Price	Brix Factors	Percent
	Dollars Per Ton	Code a/	b/		Dollars Per Ton	Code a/	b/		Dollars Per Ton	Code a/	b/
<b>DISTRICT 3 (Cont'd)</b>				<b>CHARDONNAY (Cont'd)</b>				<b>CHARDONNAY (Cont'd)</b>			
<b>ZINFANDEL (Cont'd)</b>	1,000.00	0010	6.97		900.00	0010	.02		1,445.69	1470	.25
	1,000.00	1130	.49		920.00	0010	.50		1,446.00	0010	.06
	1,000.00	1165	.01		950.00	6370	.06		1,446.00	0250	.15
	1,000.00	1250	.10		984.60	0010	.09		1,450.00	0010	2.18
	1,000.00	1360	1.70		1,000.00	0010	.49		1,450.00	1150	.07
	1,000.00	1380	.80		1,000.00	0370	.09		1,450.00	1360	.45
	1,000.00	1570	.57		1,000.00	1130	.33		1,450.00	4270	.05
	1,000.00	6110	.02		1,000.00	1360	.87		1,450.00	6845	2.59
	1,000.00	6973	.53		1,073.79	0010	.01		1,455.00	1360	c/
	1,000.00	7003	.12		1,084.27	0010	.07		1,455.69	0010	.08
	1,000.00	7116	.02		1,100.00	0010	.08		1,470.00	0010	.83
	1,000.00	7138	1.15		1,100.00	1140	.24		1,475.00	1380	.07
	1,000.00	7161	.15		1,100.00	1220	.19		1,500.00	0010	3.93
	1,000.00	7182	.16		1,100.00	1360	.86		1,500.00	0590	.16
	1,000.00	7835	.27		1,100.00	6370	.15		1,500.00	0610	.24
	1,018.00	7680	.11		1,100.00	6427	.18		1,500.00	1130	.02
	1,018.35	0010	.16		1,150.00	0010	.09		1,500.00	1360	1.30
	1,018.36	0010	1.70		1,150.00	1535	.10		1,500.00	1470	.09
	1,025.00	0010	.44		1,162.25	6010	.15		1,500.00	4270	.29
	1,045.58	1570	.36		1,180.33	0010	.45		1,500.00	6860	.35
	1,050.00	0010	.38		1,185.98	0010	.89		1,500.00	6950	.25
	1,050.00	1345	.02		1,200.00	0010	.94		1,502.96	1360	1.26
	1,050.00	1380	.12		1,200.00	1330	.34		1,506.30	0010	.09
	1,062.63	7400	.07		1,200.00	1470	.04		1,512.00	0010	1.75
	1,075.00	0010	.28		1,200.00	6208	.07		1,522.14	0010	.13
	1,100.00	0010	1.72		1,200.00	6370	.08		1,522.50	1130	2.92
	1,100.00	1360	.53		1,220.00	0010	.83		1,523.00	0010	.16
	1,100.00	1370	.03		1,250.00	0010	.52		1,525.00	0010	.30
	1,100.00	1490	.72		1,250.00	1330	.90		1,526.25	0010	.10
	1,137.16	0010	.08		1,250.00	1370	.08		1,532.30	1340	.11
	1,150.00	1490	.08		1,250.00	4270	.21		1,537.54	1110	.26
	1,178.00	0740	.16		1,250.00	6230	.03		1,545.00	0010	.30
	1,200.00	0010	.08		1,250.00	6417	.31		1,545.69	0010	.18
	1,200.00	1570	.26		1,300.00	0010	.71		1,549.69	0010	.10
	1,375.00	1150	.02		1,300.00	0250	.30		1,550.00	0010	1.34
	1,375.00	6500	.09		1,300.00	1200	.43		1,550.00	0710	.06
					1,300.00	1345	.12		1,550.00	1240	.23
<b>WTD. AVG. BASE</b>	<b>727.26</b>				1,300.00	7400	.07		1,550.00	1345	.20
					1,312.50	0610	.50		1,553.69	0010	.48
					1,314.90	0010	.02		1,554.00	0010	.13
					1,319.41	7136	1.39		1,561.34	0010	1.00
					1,319.80	1345	.07		1,573.00	0010	.35
					1,333.33	0010	1.47		1,575.00	0010	.15
<b>OTHER RED</b>	400.00	0010	26.07		1,350.00	0010	.96		1,575.00	1220	.36
	500.00	0010	10.21		1,350.00	1240	.08		1,575.00	4270	.05
	600.00	0010	16.16		1,350.00	4975	2.67		1,582.60	0010	.27
	603.61	7175	42.84		1,350.00	6845	1.45		1,585.00	1490	.13
	1,000.00	6973	3.81		1,375.00	0010	.08		1,585.63	0010	.33
	1,000.00	7138	.91		1,375.00	1110	.40		1,590.00	0010	.67
					1,378.13	0610	1.45		1,590.00	1130	.24
<b>WTD. AVG. BASE</b>	<b>558.10</b>				1,395.00	1345	.03		1,590.25	0250	.10
					1,400.00	0010	3.94		1,590.26	0010	1.83
					1,400.00	1130	.62		1,595.69	0010	.15
					1,400.00	1150	.02		1,600.00	0010	2.05
					1,400.00	1240	.60		1,600.00	0250	.04
					1,400.00	1345	.17		1,600.00	1130	.09
					1,400.00	1360	.10		1,600.00	1240	.43
					1,400.00	1380	.03		1,600.00	1340	.11
					1,400.00	1470	.05		1,600.00	1350	.26
					1,400.00	1590	.18		1,600.00	1360	.62
					1,400.00	6974	.26		1,600.00	1470	.10
					1,400.00	7137	.11		1,600.00	1490	.43
<b>BURGER</b>	299.10	0010	81.82		1,400.00	7400	.35		1,600.00	4270	.09
	400.00	1110	18.18		1,417.50	0610	.51		1,600.00	5817	.12
					1,422.50	1490	2.32		1,601.25	0010	.08
<b>WTD. AVG. BASE</b>	<b>317.45</b>				1,426.00	0010	.03		1,602.10	0010	2.05
					1,433.25	0610	1.43		1,605.00	0010	.24
<b>CHARDONNAY</b>	750.00	1220	.07		1,436.00	1330	.75		1,605.18	0010	.71
	750.00	1590	.03		1,440.43	0010	.61		1,612.50	0010	.25
	750.00	2940	.04		1,443.75	0010	.12		1,620.00	0010	.30
	800.00	7400	.10		1,445.00	0010	.16		1,620.00	1220	.13
	840.00	0250	.03		1,445.00	1360	.04		1,620.00	1360	.04
	850.00	0010	.04		1,445.69	0010	1.51		1,620.00	4270	.37

(Continued)

Table 8.

**BASE PRICE PAID TO GROWERS FOR GRAPES CRUSHED, DELIVERED TO CALIFORNIA PROCESSORS,  
FROM THE 1990 CROP, WITH BRIX FACTORS AND PERCENT OF PURCHASED TONNAGE, BY TYPE,  
VARIETY, REPORTING DISTRICT WHERE GROWN, AND WEIGHTED AVERAGE BASE PRICE (Cont'd)**

Variety	Base Price	Brix Factors	Percent	Variety	Base Price	Brix Factors	Percent	Variety	Base Price	Brix Factors	Percent
	Dollars Per Ton	Code a/	b/		Dollars Per Ton	Code a/	b/		Dollars Per Ton	Code a/	b/
<b>DISTRICT 4 (Cont'd)</b>				<b>CHENIN BLANC</b>	250.00	0210	.79	<b>PINOT BLANC</b>	800.00	0010	4.31
					250.00	1100	9.18	(Cont'd)	900.00	0010	9.45
					317.00	1110	4.47		900.00	1110	5.95
<b>CHARDONNAY</b>	1,620.00	7813	.11		350.00	3222	1.29		960.08	0010	12.69
(Cont'd)	1,622.50	1345	.05		400.00	0780	.22		1,000.00	1220	7.09
	1,624.00	0010	.18		425.00	0010	1.93		1,100.00	0010	10.87
	1,625.00	1380	.07		440.00	3185	10.67		1,215.58	0010	14.19
	1,625.34	0010	.16		440.00	3186	3.13				
	1,628.16	0010	.34		450.00	0010	.40	<b>WTD. AVG. BASE</b>	883.02		
	1,640.62	0990	3.13		475.00	0010	.68				
	1,645.00	0010	.13		500.00	0010	3.92	<b>SAUVIGNON BLANC</b>	250.00	0210	1.07
	1,646.00	0250	.07		500.00	4395	10.83		375.00	1220	.47
	1,650.00	0010	.63		525.00	0010	1.33		440.00	5152	.81
	1,650.00	0210	.54		525.00	0690	.80		500.00	0010	.26
	1,650.00	1345	.21		526.00	1090	1.82		550.00	0010	1.27
	1,650.00	5817	.14		550.00	0010	.05		550.00	0370	.16
	1,650.00	6965	.12		550.00	0195	.54		550.00	1220	.24
	1,658.50	0010	.23		550.00	1220	3.79		550.00	1345	.42
	1,658.50	1345	.27		550.00	3186	20.29		550.00	5152	.26
	1,662.54	0010	.26		575.00	0010	3.64		594.27	0010	.39
	1,662.54	1220	.11		589.00	0010	9.50		600.00	0010	.02
	1,662.54	4210	.10		592.61	1110	.11		600.00	1130	.29
	1,662.54	6125	.05		600.00	0010	1.84		600.00	1570	.18
	1,662.54	6410	.22		600.00	0190	.62		600.00	1705	.03
	1,675.00	0010	.03		600.00	0760	1.20		600.00	5006	.26
	1,675.00	1150	.90		650.00	0010	.32		600.00	6405	1.12
	1,675.00	4270	.04		675.00	1360	.30		605.00	0010	.66
	1,676.66	0010	.68		720.00	0010	1.83		650.00	0010	.18
	1,679.29	0010	2.09		751.10	0010	1.57		650.00	1130	.15
	1,680.00	0010	.10		1,050.00	0010	2.95		650.00	1330	.38
	1,685.00	0010	.39						650.00	1470	.21
	1,694.00	0010	.06	<b>WTD. AVG. BASE</b>	508.12				670.00	1110	.09
	1,698.00	0010	.05						699.84	0010	2.49
	1,700.00	0010	.22	<b>FLORA</b>	1,173.98	0010	100.00		700.00	0010	2.76
	1,700.00	1370	.10						700.00	0960	.75
	1,700.00	6845	.92	<b>WTD. AVG. BASE</b>	1,173.98				700.00	1110	.31
	1,712.00	0010	.68						700.00	1220	.31
	1,714.66	1250	.38	<b>FRENCH COLOMBARD</b>	275.00	0010	52.51		700.00	1330	.61
	1,717.35	0010	.44		425.00	0010	3.79		713.12	1220	.27
	1,717.90	1350	.11		450.00	1130	8.95		725.00	0010	2.15
	1,734.82	0250	.22		600.00	1150	34.76		733.16	0010	1.42
	1,734.82	0985	.23						735.00	0960	.15
	1,734.82	4850	.17	<b>WTD. AVG. BASE</b>	409.29				750.00	0010	1.55
	1,741.85	1200	.25						750.00	6080	8.29
	1,750.00	0010	.22	<b>GEWURZTRAMINER</b>	500.00	0010	4.42		760.32	1200	1.48
	1,760.00	0010	.53		500.00	1120	12.54		775.00	0010	.90
	1,760.49	0010	.44		550.00	0010	1.72		775.00	1110	.26
	1,763.36	0010	.21		574.60	0010	7.00		775.00	1700	.15
	1,764.00	0010	.29		600.00	0010	.53		790.00	0010	.07
	1,774.60	0010	.52		650.00	0870	23.63		792.00	0010	.22
	1,775.00	0010	.60		712.30	1200	10.56		792.34	0010	.27
	1,785.00	0010	.14		750.92	0010	39.60		792.36	0010	.76
	1,792.00	0010	.21						792.36	5152	2.13
	1,800.00	1150	.01	<b>WTD. AVG. BASE</b>	663.85				794.43	0010	.38
	1,800.00	1250	.14						800.00	0010	10.65
	1,800.00	1360	.26	<b>GRAY RIESLING</b>	350.00	3380	100.00		800.00	1110	.14
	1,800.00	7315	.22						800.00	1150	.50
	1,809.00	0010	.18	<b>WTD. AVG. BASE</b>	350.00				800.00	1220	.50
	1,819.00	1240	.39						800.00	1330	.29
	1,850.00	7005	.12	<b>MALVASIA BIANCA</b>	550.00	0010	100.00		800.00	1345	.04
	1,870.00	0010	.32						800.00	5153	5.01
	1,880.58	1150	2.40	<b>WTD. AVG. BASE</b>	550.00				800.00	6080	10.71
	1,892.00	1130	.20						805.00	0010	.67
	1,897.00	1360	.22	<b>MUSCAT BLANC/ MUSCAT CANELLI</b>	696.10	0730	18.55		810.00	1130	1.05
	1,904.00	0010	1.02		750.00	0010	8.43		816.48	0010	.77
	1,958.00	0010	.15		900.00	0010	72.65		820.00	0010	.15
	2,000.00	7310	.25		907.20	0010	.37		825.00	0010	.94
	2,128.00	0010	.90						827.03	1110	2.51
	2,170.00	1330	.11	<b>WTD. AVG. BASE</b>	849.56				831.98	3185	.28
									831.98	5006	1.06
<b>WTD. AVG. BASE</b>	1,506.45			<b>PINOT BLANC</b>	600.00	1130	11.62		840.00	1110	.29
					638.40	0010	18.54		850.00	0010	4.38
					700.00	0010	5.28		850.00	6080	6.10

(Continued)

Table 8.

**BASE PRICE PAID TO GROWERS FOR GRAPES CRUSHED, DELIVERED TO CALIFORNIA PROCESSORS,  
FROM THE 1990 CROP, WITH BRIX FACTORS AND PERCENT OF PURCHASED TONNAGE, BY TYPE,  
VARIETY, REPORTING DISTRICT WHERE GROWN, AND WEIGHTED AVERAGE BASE PRICE (Cont'd)**

Variety	Base Price	Brix Factors	Percent	Variety	Base Price	Brix Factors	Percent	Variety	Base Price	Brix Factors	Percent		
	Dollars Per Ton	Code a/	b/		Dollars Per Ton	Code a/	b/		Dollars Per Ton	Code a/	b/		
<b>DISTRICT 4 (Cont'd)</b>				<b>WHITE RIESLING (Cont'd)</b>				<b>CABERNET FRANC (Cont'd)</b>					
<b>SAUVIGNON BLANC (Cont'd)</b>	865.00	0010	.45		650.00	0010	2.43		1,700.00	0010	1.92		
	871.96	0010	1.12		700.00	1698	1.42		1,700.00	7065	.39		
	872.00	0010	1.14		711.00	0010	3.38		1,750.00	1360	.68		
	892.36	0010	.49		725.00	0010	7.13		1,750.00	1570	.54		
	900.00	0010	3.73		735.00	4390	36.08		1,792.00	1360	.34		
	900.00	1150	.29		750.00	0010	1.24		1,799.80	0010	1.25		
	907.92	0010	.82		750.00	0740	4.22		1,800.00	0010	2.97		
	925.00	0010	.14		750.00	0830	1.74		1,800.00	1150	.08		
	925.00	1150	.02		761.00	0010	14.51		1,800.00	7812	1.23		
	950.00	0010	.32		782.67	0010	.79		1,838.70	1285	.16		
	950.00	5817	.15		997.40	0760	17.01		1,850.00	0010	.37		
	972.00	0010	1.79		4,985.00	1695	.09		1,850.00	0210	1.42		
	1,000.00	0010	c/		WTD. AVG. BASE	749.87			1,865.00	0250	.63		
	1,039.00	0010	5.21						2,166.00	0010	.61		
	1,050.00	0010	.87		<b>OTHER WHITE</b>	100.00	0010	95.15		WTD. AVG. BASE	1,468.69		
	1,100.00	1470	.39			500.00	0010	4.85		<b>CABERNET SAUVIGNON</b>	300.00	0010	.03
	1,188.00	1110	.07		WTD. AVG. BASE	119.40					495.00	0010	.08
	1,200.00	0010	.37								600.00	3185	.08
	1,300.00	1120	.01								700.00	1698	.07
											800.00	0010	.18
											900.00	0010	.04
											900.00	2590	.16
											950.00	0010	c/
											950.00	1345	.04
											1,000.00	0010	.34
											1,000.00	1130	.06
											1,000.00	1330	.03
											1,000.00	1490	.07
											1,000.00	6370	.10
											1,000.00	6374	.09
											1,000.00	6405	.12
											1,027.60	0010	.04
											1,027.60	0697	.02
											1,091.72	0010	.18
											1,100.00	0010	1.25
											1,100.00	6370	.08
											1,200.00	0010	.98
											1,200.00	0950	.16
											1,200.00	0990	.14
											1,200.00	1360	.55
											1,200.00	1380	c/
											1,200.00	1500	2.13
											1,200.00	7065	.25
											1,200.00	7400	.04
											1,230.00	6472	.23
											1,240.27	0010	.46
											1,250.00	0010	1.29
											1,271.00	1110	.05
											1,300.00	0010	.16
											1,300.00	1130	.02
											1,300.00	6370	.26
											1,335.00	0010	.31
											1,350.00	1345	.27
											1,365.00	1130	.85
											1,400.00	0010	2.70
											1,400.00	0250	.04
											1,400.00	1330	c/
											1,400.00	1345	.13
											1,400.00	1360	.01
											1,400.00	1490	.08
											1,400.00	7590	2.66
											1,408.00	0010	.40
											1,450.00	0010	.85
											1,450.00	1240	.18
											1,450.00	1360	.09
											1,450.00	7155	2.76
											1,455.00	0010	.70
											1,455.00	1360	.34
											1,455.00	1470	.07
											1,455.62	0010	.99
											1,455.63	0010	.81

(Continued)

Table 8.

**BASE PRICE PAID TO GROWERS FOR GRAPES CRUSHED, DELIVERED TO CALIFORNIA PROCESSORS,  
FROM THE 1990 CROP, WITH BRIX FACTORS AND PERCENT OF PURCHASED TONNAGE, BY TYPE,  
VARIETY, REPORTING DISTRICT WHERE GROWN, AND WEIGHTED AVERAGE BASE PRICE (Cont'd)**

Variety	Base Price	Brix Factors	Percent	Variety	Base Price	Brix Factors	Percent	Variety	Base Price	Brix Factors	Percent
	Dollars Per Ton	Code a/	b/		Dollars Per Ton	Code a/	b/		Dollars Per Ton	Code a/	b/
DISTRICT 4 (Cont'd)				CABERNET	1,656.57	0010	.26	CABERNET	2,553.60	0010	.54
				SAUVIGNON	1,666.80	0965	.11	SAUVIGNON	2,600.00	0010	.40
				(Cont'd)	1,666.80	1115	.10	(Cont'd)	2,600.00	1380	.17
CABERNET	1,456.00	1130	.05		1,673.91	0010	.16				
SAUVIGNON	1,465.00	0010	.13		1,673.96	6400	.06	WTD. AVG. BASE	1,604.38		
(Cont'd)	1,470.00	0010	.05		1,673.96	6410	.06				
	1,471.43	1490	.20		1,675.00	0010	.13	CARIGNANE	450.00	0010	31.58
	1,475.00	0010	.44		1,680.00	0010	.18		500.00	1360	10.53
	1,475.00	1260	.13		1,680.24	0010	.33		650.00	1360	23.48
	1,475.00	1380	.07		1,680.33	1330	.20		750.00	0010	32.79
	1,498.92	1240	.33		1,683.00	0010	.20		1,100.00	0010	1.62
	1,498.97	0010	.03		1,683.00	1360	.16				
	1,500.00	0010	2.55		1,699.20	0010	.77	WTD. AVG. BASE	611.13		
	1,500.00	1120	.11		1,700.00	0010	1.76				
	1,500.00	1130	.10		1,700.00	1312	.03	CARMINE	1,000.00	0010	100.00
	1,500.00	1240	.09		1,700.00	1360	.10				
	1,500.00	1330	.14		1,700.00	1380	.02	WTD. AVG. BASE	1,000.00		
	1,500.00	1345	.08		1,705.00	0010	.55				
	1,500.00	1360	.11		1,716.00	0010	8.28	CHARBONO	700.00	0010	33.13
	1,500.00	1490	.06		1,717.63	7920	.18		750.00	0010	27.93
	1,500.00	7590	3.21		1,730.16	0010	.25		775.00	0010	6.42
	1,505.62	0010	.13		1,730.75	1490	.12		853.92	1360	2.60
	1,510.00	0010	.48		1,746.00	0010	.46		900.00	0010	27.15
	1,511.00	0010	.39		1,746.74	1250	.19		950.00	0010	1.39
	1,526.51	0010	.11		1,746.74	7050	.19		1,000.00	0010	1.39
	1,548.75	0010	.12		1,746.74	7065	.58				
	1,550.00	0010	1.76		1,750.00	0010	.22	WTD. AVG. BASE	784.71		
	1,550.00	7150	.93		1,750.00	1360	.27				
	1,550.00	7715	.08		1,750.00	1380	.04	EARLY BURGUNDY	325.00	0010	100.00
	1,555.62	0010	.13		1,750.00	1490	.06				
	1,556.50	0010	.31		1,750.00	1570	.06	WTD. AVG. BASE	325.00		
	1,565.73	1510	1.77		1,750.57	0010	.22				
	1,566.00	0010	1.35		1,756.00	0010	.13	GAMAY (NAPA)	500.00	0010	.13
	1,574.57	1360	1.16		1,767.60	0010	1.39		550.00	0010	1.38
	1,579.00	0010	.26		1,792.00	1490	.21		550.00	0940	2.00
	1,590.00	0010	.02		1,800.00	0010	1.39		564.21	7175	5.23
	1,596.16	0010	.16		1,800.00	1150	.12		575.00	0010	.91
	1,600.00	0010	6.24		1,800.00	1345	.07		600.00	0010	33.75
	1,600.00	0250	.13		1,800.00	1380	.18		600.00	1100	4.82
	1,600.00	1130	.01		1,800.00	1490	.02		600.00	1130	.97
	1,600.00	1133	.40		1,800.00	1500	.04		600.00	5000	3.91
	1,600.00	1240	.07		1,800.00	1570	.50		600.00	5006	7.89
	1,600.00	1360	.27		1,800.00	6860	.27		600.00	5047	19.30
	1,600.00	1380	.23		1,800.00	7812	.63		612.00	5006	8.82
	1,600.00	1490	.91		1,805.00	0250	.28		625.00	5006	6.72
	1,600.00	7910	.09		1,806.00	0250	.52		650.00	0940	.29
	1,601.00	0010	.32		1,814.75	1330	.08		650.00	5875	2.27
	1,601.18	0010	1.44		1,819.00	0010	.06		673.83	1260	1.61
	1,602.00	1130	.12		1,819.52	1250	.08				
	1,602.86	0010	.44		1,838.70	0010	.21	WTD. AVG. BASE	601.30		
	1,604.70	0010	.29		1,844.50	0010	.26				
	1,605.00	0010	.28		1,850.00	0010	.12	GAMAY BEAUJOLAIS	500.00	0250	7.49
	1,607.00	7813	.23		1,850.00	0210	1.40		650.00	1090	40.96
	1,611.00	0010	.63		1,853.00	0010	4.36		700.00	0010	4.40
	1,612.50	1490	.01		1,875.82	1240	.49		850.00	0010	7.19
	1,615.00	1360	.05		1,892.30	0010	.26		1,050.00	0010	35.46
	1,620.00	1130	.48		1,892.31	0010	.19		1,200.00	0010	4.50
	1,621.92	1490	.07		1,900.00	0010	.44				
	1,633.59	0010	.31		1,900.00	1360	.22	WTD. AVG. BASE	821.93		
	1,647.00	0010	.12		1,904.00	0010	.56				
	1,648.15	1360	2.94		1,916.00	0010	.20	GRENACHE	76.50	0010	93.02
	1,650.00	0010	.56		1,916.81	1150	1.01		1,012.00	0010	6.98
	1,650.00	1314	.04		1,950.00	1360	.08				
	1,650.00	1330	.07		1,950.00	1380	.09	WTD. AVG. BASE	141.79		
	1,650.00	1380	.13		1,950.00	7005	.57				
	1,650.00	1470	.06		1,956.00	0250	.16	MALBEC	1,250.00	0010	6.86
	1,650.00	1570	.08		1,972.00	0010	.90		1,450.00	0010	2.08
	1,650.00	7400	.10		2,055.00	0010	.28		1,463.00	0010	2.08
	1,650.00	7590	6.07		2,100.00	0010	.03		1,465.00	0010	4.37
	1,650.15	1490	.24		2,124.00	0010	.10		1,500.00	1360	61.33
	1,656.00	0010	.02		2,297.00	0010	.20		1,600.00	0010	3.95
	1,656.00	0250	.18		2,520.00	0010	.34		1,700.00	0010	7.48

(Cont inued)



Table 8.

**BASE PRICE PAID TO GROWERS FOR GRAPES CRUSHED, DELIVERED TO CALIFORNIA PROCESSORS,  
FROM THE 1990 CROP, WITH BRIX FACTORS AND PERCENT OF PURCHASED TONNAGE, BY TYPE,  
VARIETY, REPORTING DISTRICT WHERE GROWN, AND WEIGHTED AVERAGE BASE PRICE (Cont'd)**

Variety	Base Price	Brix Factors	Percent	Variety	Base Price	Brix Factors	Percent	Variety	Base Price	Brix Factors	Percent
	Dollars Per Ton	Code a/	b/		Dollars Per Ton	Code a/	b/		Dollars Per Ton	Code a/	b/
<b>DISTRICT 4 (Cont'd)</b>				<b>HERLOT</b>	1,600.00	1490	3.03	<b>PETITE SIRAH</b>	1,050.00	1380	.50
				(Cont'd)	1,600.00	1570	.17	(Cont'd)	1,150.00	0010	5.08
<b>MALBEC</b>	1,826.30	0965	9.15		1,616.57	0010	1.84		1,300.00	0010	.31
(Cont'd)	2,063.00	0010	2.70		1,620.00	1130	.32				
WTD. AVG. BASE	1,543.50				1,621.50	0010	8.69	WTD. AVG. BASE	824.41		
					1,623.19	0010	2.06				
					1,625.00	0010	5.43	<b>PETITE VERDOT</b>	1,365.00	0010	5.88
<b>MATARO/MOUVEDRE</b>	1,050.00	0010	54.72		1,625.00	0250	1.18		1,500.00	0010	79.41
	1,100.00	0010	14.15		1,625.00	1150	.15		2,095.00	0010	14.71
	1,155.00	0010	31.13		1,632.00	7400	.34				
WTD. AVG. BASE	1,089.76				1,638.20	6400	.02	WTD. AVG. BASE	1,579.56		
					1,649.90	0010	.31				
					1,650.00	0010	3.01	<b>PINOT NOIR</b>	400.00	0010	.47
<b>HERLOT</b>	800.00	1360	.43		1,650.00	1314	.25		400.00	1130	.03
	1,000.00	0010	.20		1,650.00	7590	.74		577.50	0010	.16
	1,000.00	1130	.03		1,650.15	0010	.18		600.00	0010	1.09
	1,000.00	1490	.30		1,656.00	1130	.03		750.00	1380	.08
	1,012.00	0010	.03		1,665.58	0010	.43		784.26	0010	2.07
	1,050.00	0010	1.87		1,674.00	0250	.85		800.00	0010	.23
	1,100.00	0010	.04		1,675.00	0010	1.97		800.00	0590	.47
	1,125.00	1130	.22		1,683.00	0010	.61		800.51	0010	.58
	1,200.00	0010	.88		1,700.00	0010	.60		805.00	0010	4.72
	1,200.00	1150	.16		1,709.42	7065	.74		832.04	0010	4.59
	1,250.00	0010	1.80		1,750.00	0010	.33		847.13	0010	11.10
	1,250.00	1470	.18		1,750.00	1360	.13		861.04	0010	7.57
	1,286.00	0010	1.68		1,792.00	0010	.13		900.00	0010	.64
	1,300.00	0010	.17		1,800.00	0010	.62		917.61	0010	12.29
	1,350.00	0010	.98		1,800.00	1150	.02		923.48	0010	.24
	1,383.00	1490	3.78		1,800.00	1360	.03		929.71	0010	.67
	1,400.00	0010	3.51		1,800.00	1380	.06		940.54	0010	3.34
	1,400.00	1250	.29		1,808.00	0010	1.74		945.00	0010	.96
	1,400.00	6860	.70		1,826.30	1115	.02		945.00	1360	.38
	1,400.00	7139	.74		1,838.70	0010	.07		945.66	0010	.01
	1,423.20	0010	.72		1,850.00	0010	.69		947.00	0010	1.05
	1,424.52	0010	.80		1,850.00	0210	.79		956.84	0010	.47
	1,425.00	0010	.69		1,890.00	0010	.17		961.04	0010	2.84
	1,425.00	1360	.53		1,924.00	0250	.75		975.00	6180	.94
	1,433.00	0010	.03		2,000.00	1130	.17		992.00	0455	.75
	1,433.81	0010	.02		2,024.00	0010	.85		992.00	1345	.48
	1,435.00	0010	.81		2,200.00	7812	2.21		992.25	0610	4.85
	1,449.00	0010	1.49	WTD. AVG. BASE	1,555.48				1,000.00	9010	.16
	1,450.00	0010	.12						1,000.00	0250	.10
	1,450.00	0250	.26	<b>MEUNIER</b>	800.00	0470	2.13		1,000.00	1360	.14
	1,450.00	1360	1.54		819.02	0010	54.28		1,011.90	0610	.41
	1,456.00	1130	.28		967.80	0610	13.76		1,050.00	0010	2.59
	1,461.60	0010	.53		1,050.00	0610	24.17		1,050.00	0610	.75
	1,470.00	0010	.21		1,050.00	0610	24.17		1,068.92	1070	1.00
	1,491.00	0010	.96		1,100.01	0010	4.57		1,089.00	0010	.10
	1,500.00	0010	2.50		1,200.00	1360	1.09		1,100.00	0010	1.23
	1,500.00	1470	.55	WTD. AVG. BASE	911.91				1,100.01	0010	2.01
	1,500.00	1490	.02						1,102.50	0610	3.01
	1,500.00	7590	6.24	<b>PETITE SIRAH</b>	450.00	0010	.43		1,150.00	1200	.36
	1,500.75	1130	1.52		500.00	0010	4.25		1,150.00	1360	.84
	1,512.00	0010	.64		500.00	0270	2.98		1,157.32	1360	.49
	1,522.30	0010	.17		575.00	7181	1.39		1,181.00	0010	1.51
	1,522.50	0010	.37		600.00	0010	.98		1,191.68	0010	.95
	1,525.00	1150	.26		650.00	0010	.99		1,196.00	0010	.25
	1,525.75	1360	1.60		650.00	1490	.99		1,200.00	0010	1.89
	1,550.00	0010	3.61		700.00	0010	24.67		1,250.00	0010	1.04
	1,560.59	1360	.89		750.00	1490	1.85		1,250.00	1130	.23
	1,566.00	0250	.36		800.00	1380	4.30		1,250.00	1490	3.76
	1,568.00	1130	.64		800.00	1500	1.84		1,250.00	6840	1.48
	1,570.00	0010	.28		800.00	0010	2.94		1,300.00	0010	1.07
	1,576.00	0010	.06		818.00	0010	2.94		1,300.00	1360	1.06
	1,592.00	0010	.25		850.00	0010	9.94		1,325.00	1220	.78
	1,595.00	0010	.27		850.00	1380	.76		1,340.00	0010	.45
	1,600.00	0010	7.29		851.13	1360	7.44		1,350.00	0010	.36
	1,600.00	0250	.28		886.86	1360	3.64		1,350.00	1360	.48
	1,600.00	1150	.12		928.00	0010	.89		1,364.25	0010	.79
	1,600.00	1250	1.09		990.00	0010	10.17		1,373.88	0010	.80
	1,600.00	1345	.38		1,000.00	0010	.66		1,400.00	0010	.03
	1,600.00	1470	1.84		1,000.00	1500	12.72		1,400.00	1360	.67
					1,012.00	0010	.28		1,404.00	0010	.56

(Continued)

Table 8.

**BASE PRICE PAID TO GROWERS FOR GRAPES CRUSHED, DELIVERED TO CALIFORNIA PROCESSORS,  
FROM THE 1990 CROP, WITH BRIX FACTORS AND PERCENT OF PURCHASED TONNAGE, BY TYPE,  
VARIETY, REPORTING DISTRICT WHERE GROWN, AND WEIGHTED AVERAGE BASE PRICE (Cont'd)**

Variety	Base Price	Brix Factors	Percent	Variety	Base Price	Brix Factors	Percent	Variety	Base Price	Brix Factors	Percent
	Dollars Per Ton	Code a/	b/		Dollars Per Ton	Code a/	b/		Dollars Per Ton	Code a/	b/
<b>DISTRICT 4 (Cont'd)</b>				<b>ZINFANDEL</b>	1,150.00	1360	.05	<b>OTHER WHITE</b>	600.00	0010	100.00
				(Cont'd)	1,262.00	0010	.77				
					1,300.00	0010	.74	<b>WTD. AVG. BASE</b>	600.00		
<b>PINOT NOIR</b>	1,417.50	0010	.09								
(Cont'd)	1,431.13	0010	.58	<b>WTD. AVG. BASE</b>	679.97						
	1,432.73	0010	1.26					<b>WINE GRAPES (RED)</b>			
	1,480.84	0010	.62	<b>OTHER RED</b>	450.00	0010	37.31	<b>ALICANTE</b>	375.00	0010	100.00
	1,500.00	0010	.34		700.00	0010	30.32	<b>BOUSCHET</b>			
	1,500.00	1360	.35		750.00	0010	9.74	<b>WTD. AVG. BASE</b>	375.00		
	1,500.00	6840	.73		900.00	0010	15.36				
	1,535.68	0010	.74		1,020.00	0010	4.12	<b>BARBERA</b>	400.00	0010	100.00
	1,550.00	0010	.22		1,200.00	0010	3.16	<b>WTD. AVG. BASE</b>	400.00		
	1,550.00	1360	.55	<b>WTD. AVG. BASE</b>	671.26			<b>CABERNET FRANC</b>	450.00	0010	100.00
	2,000.00	1360	.05					<b>WTD. AVG. BASE</b>	450.00		
<b>WTD. AVG. BASE</b>	1,011.55										
<b>SYRAH/FRENCH</b>	1,000.00	0010	100.00								
<b>SYRAH-SHIRAZ</b>				<b>DISTRICT 5</b>							
<b>WTD. AVG. BASE</b>	1,000.00							<b>CABERNET SAUVIGNON</b>	250.00	0010	2.84
									450.00	0010	.52
<b>ZINFANDEL</b>	100.00	0010	.39						500.00	5050	61.14
	350.00	0010	.04	<b>WINE GRAPES (WHITE)</b>							
	375.00	0010	.73	<b>CHARDONNAY</b>	400.00	0010	.82		560.00	0010	.53
	400.00	2147	3.97		600.00	4120	16.34		600.00	1240	2.54
	450.00	0010	.06		700.00	0010	39.50		700.00	0010	.63
	500.00	0460	2.12		750.00	6971	1.24		700.00	1500	5.69
	500.00	0740	.99		850.00	0010	27.72		800.00	0010	6.87
	500.00	2095	1.15		850.00	1110	5.65	<b>WTD. AVG. BASE</b>	588.70		
	600.00	0010	.08		850.00	6200	2.45	<b>CARIGNANE</b>	300.00	6400	100.00
	600.00	1470	.86		850.00	6220	1.74	<b>WTD. AVG. BASE</b>	300.00		
	600.00	2143	.25		1,100.00	7400	1.37				
	600.00	2147	51.39		1,150.00	1535	1.66	<b>EARLY BURGUNDY</b>	200.00	0010	68.34
	600.00	7600	2.16		1,206.00	1220	1.52		300.00	6400	31.66
	605.00	2147	5.11	<b>WTD. AVG. BASE</b>	758.78			<b>WTD. AVG. BASE</b>	231.66		
	625.00	0010	1.34								
	660.00	0010	1.25	<b>CHENIN BLANC</b>	200.00	4976	26.13				
	675.00	0730	.22		300.00	0010	20.68	<b>GAMAY (NAPA)</b>	450.00	0940	2.04
	700.00	0010	1.35		300.00	2745	28.16		500.00	0010	44.03
	708.33	0010	.01		340.77	0010	18.30		500.00	3160	14.81
	725.00	0010	.72		450.00	7400	6.72		500.00	4070	4.83
	748.74	0760	.29						575.10	7175	9.14
	750.00	0010	2.28						600.00	4990	10.42
	800.00	0010	1.31						625.00	4990	14.74
	800.00	1360	.30	<b>WTD. AVG. BASE</b>	291.42						
	850.00	0010	.78					<b>WTD. AVG. BASE</b>	534.69		
	850.00	1590	.02	<b>FRENCH COLOMBARD</b>	100.00	0010	1.94	<b>MERLOT</b>	450.00	0010	3.73
	870.00	0010	.04		110.00	2645	4.83		1,000.00	7117	96.27
	900.00	0010	2.19		250.00	4075	43.37	<b>WTD. AVG. BASE</b>	979.50		
	900.00	0320	.05		275.00	0010	26.84				
	900.00	1360	.01		275.00	4068	22.43				
	900.00	2147	.82		400.00	0010	.59				
	900.00	5160	.43	<b>WTD. AVG. BASE</b>	253.53			<b>PETITE SIRAH</b>	150.00	0010	3.13
	900.00	7003	3.03						300.00	6400	12.62
	900.00	7137	.94						450.00	1500	36.64
	900.00	7138	.68	<b>GEWURZTRAMINER</b>	400.00	0010	100.00		550.00	0010	2.36
	950.00	0010	.84						550.00	7175	37.58
	950.00	1360	.18	<b>WTD. AVG. BASE</b>	400.00				650.00	1490	7.68
	950.00	6472	.24					<b>WTD. AVG. BASE</b>	476.99		
	990.00	0010	.25	<b>GRAY RIESLING</b>	400.00	4075	100.00				
	993.35	1360	1.91								
	1,000.00	0010	.23	<b>SAUVIGNON BLANC</b>	200.00	0010	1.14				
	1,000.00	1360	1.06		275.00	4120	70.46	<b>PINOT NOIR</b>	400.00	0010	24.29
	1,000.00	7137	.77		425.00	0010	6.36		500.00	7116	75.71
	1,043.65	7050	.11		425.00	4980	9.49				
	1,050.00	0010	.15		425.00	6200	4.45	<b>WTD. AVG. BASE</b>	475.71		
	1,050.00	1360	.06		450.00	1060	7.52				
	1,050.00	1370	.01		650.00	1470	.57	<b>ZINFANDEL</b>	400.00	0010	1.17
	1,050.00	1380	.64						450.00	0010	.86
	1,054.45	1490	2.26	<b>WTD. AVG. BASE</b>	319.90				600.00	2147	68.64
	1,100.00	0010	1.54								
	1,100.00	1360	.07								
	1,150.00	0010	.77								

(Continued)

Table 8.

BASE PRICE PAID TO GROWERS FOR GRAPES CRUSHED, DELIVERED TO CALIFORNIA PROCESSORS, FROM THE 1990 CROP, WITH BRIX FACTORS AND PERCENT OF PURCHASED TONNAGE, BY TYPE, VARIETY, REPORTING DISTRICT WHERE GROWN, AND WEIGHTED AVERAGE BASE PRICE (Cont'd)

Variety	Base Price	Brix Factors	Percent	Variety	Base Price	Brix Factors	Percent	Variety	Base Price	Brix Factors	Percent
	Dollars Per Ton	Code a/	b/		Dollars Per Ton	Code a/	b/		Dollars Per Ton	Code a/	b/
<b>DISTRICT 5 (Cont'd)</b>				<b>FRENCH COLOMBARD</b>	150.00	2720	8.57	<b>CABERNET SAUVIGNON (Cont'd)</b>	1,000.00	1360	3.04
					300.00	0010	91.43		1,000.00	1380	.88
<b>ZINFANDEL (Cont'd)</b>	650.00	0010	10.84	<b>WTD. AVG. BASE</b>	287.14				1,000.00	1650	.66
	650.00	7116	6.49						1,200.00	0010	4.63
	650.00	7117	9.30	<b>GEWURZTRAMINER</b>	620.00	0010	94.76		1,200.00	1150	.04
	700.00	0010	2.71		750.00	0010	5.24		1,400.00	1150	.35
<b>WTD. AVG. BASE</b>	612.39			<b>WTD. AVG. BASE</b>	626.81				1,500.00	0010	1.15
<b>OTHER RED</b>	110.00	6400	33.52	<b>GRAY RIESLING</b>	150.00	0010	54.77		1,550.00	0010	14.73
	275.00	6400	18.58		300.00	0010	45.23		1,564.79	1360	3.44
	400.00	1490	47.89	<b>WTD. AVG. BASE</b>	217.85				1,564.80	0010	7.41
<b>WTD. AVG. BASE</b>	279.55								1,565.00	0010	4.72
				<b>PINOT BLANC</b>	685.00	0010	96.72	<b>WTD. AVG. BASE</b>	1,600.00	1150	.44
					800.00	1130	1.25		1,600.00	1490	2.65
					1,000.00	0010	2.03				
<b>DISTRICT 6</b>				<b>WTD. AVG. BASE</b>	692.82			<b>CARIGNANE</b>	100.00	8225	2.89
									150.00	0010	1.26
				<b>SAUVIGNON BLANC</b>	266.63	4978	11.30		200.00	0010	9.03
					400.00	0010	16.55		250.00	0010	2.70
					575.00	0010	65.44		300.00	1470	.44
					605.00	1360	6.49		325.00	0010	70.83
					900.00	0010	.22		350.00	0010	5.85
				<b>WTD. AVG. BASE</b>	513.86				375.00	0010	.89
<b>CHARDONNAY</b>	750.00	0010	.38						400.00	0010	2.00
	900.00	0010	9.45	<b>WTD. AVG. BASE</b>	513.86				750.00	0010	4.11
	900.00	1360	.49					<b>WTD. AVG. BASE</b>	323.74		
	900.00	6100	1.14	<b>SEMILLON</b>	300.00	0010	2.55	<b>GRENACHE</b>	750.00	1380	80.03
	950.00	0010	3.54		570.00	0010	82.02		850.00	1380	19.97
	1,000.00	0010	2.77		580.00	1360	4.26				
	1,000.00	1360	16.70		600.00	1330	6.28	<b>WTD. AVG. BASE</b>	769.97		
	1,000.00	7070	2.49		900.00	1360	4.89				
	1,020.00	0010	.90	<b>WTD. AVG. BASE</b>	581.56			<b>MATARO/MOUVEDRE</b>	450.00	0010	39.77
	1,050.00	1130	.45						700.00	1370	3.11
	1,125.00	7400	10.93	<b>SYLVANER</b>	300.00	3100	100.00		800.00	1110	9.44
	1,150.00	0010	1.28						825.00	1370	5.20
	1,150.00	6100	2.26	<b>WTD. AVG. BASE</b>	300.00				879.65	0010	7.87
	1,200.00	0010	2.52						900.00	0010	10.09
	1,200.00	0270	.83	<b>WHITE RIESLING</b>	400.00	0010	64.68		1,248.00	1360	17.16
	1,200.00	1130	.04		450.00	0980	35.32		1,500.00	0010	7.37
	1,200.00	1330	.63	<b>WTD. AVG. BASE</b>	417.66			<b>WTD. AVG. BASE</b>	803.82		
	1,237.00	0010	21.33					<b>MERLOT</b>	900.00	1150	2.46
	1,250.00	0010	11.58	<b>WTD. AVG. BASE</b>	1,200.00	1360	100.00		950.00	1360	5.33
	1,250.00	1150	1.41						1,175.00	0010	9.23
	1,250.00	1380	.33	<b>OTHER WHITE</b>	1,200.00				1,200.00	0010	17.98
	1,250.00	1490	.13	<b>WTD. AVG. BASE</b>	1,200.00				1,200.00	1130	2.19
	1,350.00	0010	.09						1,200.00	7075	43.47
	1,400.00	1140	.44	<b>WINE GRAPES (RED)</b>					1,200.00	7542	16.47
	1,400.00	1150	.07	<b>ALICANTE</b>	250.00	0010	75.00		1,500.00	0010	2.87
	1,400.00	1490	.23	<b>BOUSCHET</b>	750.00	0010	25.00	<b>WTD. AVG. BASE</b>	1,185.59		
	1,450.00	0010	.24					<b>MISSION</b>	250.00	0010	100.00
	1,450.00	1490	.25	<b>WTD. AVG. BASE</b>	375.00			<b>WTD. AVG. BASE</b>	250.00		
	1,500.00	0010	1.33					<b>PETITE SIRAH</b>	200.00	0010	64.62
	1,500.00	1150	.33	<b>BARBERA</b>	650.00	0010	100.00		400.00	0010	27.69
	1,500.00	1370	.09	<b>WTD. AVG. BASE</b>	650.00				500.00	0010	5.13
	1,500.00	1590	.08						700.00	1470	2.56
	1,500.00	1650	.54	<b>CABERNET SAUVIGNON</b>	500.00	0010	9.66				
	1,550.00	0010	1.24		600.00	0010	2.56	<b>WTD. AVG. BASE</b>	283.59		
	1,650.00	0010	1.98		800.00	0010	15.22				
	1,750.00	0010	.35		800.00	1360	2.69				
	1,800.00	1360	.54		800.00	6100	8.25	<b>PINOT NOIR</b>	375.00	0010	4.64
	3,500.00	0010	.64		850.00	1360	2.56		450.00	0010	9.98
<b>WTD. AVG. BASE</b>	1,157.68				900.00	1360	.40		500.00	1490	.31
<b>CHENIN BLANC</b>	325.00	0010	83.76		900.00	0010	.22		600.00	7690	14.53
	400.00	0010	16.24		950.00	0010	8.20		750.00	0010	22.43
<b>WTD. AVG. BASE</b>	337.18				1,000.00	0010	3.48		750.00	1590	1.78
					1,000.00	1330	2.60				

(Continued)



Table 8.

BASE PRICE PAID TO GROWERS FOR GRAPES CRUSHED, DELIVERED TO CALIFORNIA PROCESSORS,  
FROM THE 1990 CROP, WITH BRIX FACTORS AND PERCENT OF PURCHASED TONNAGE, BY TYPE,  
VARIETY, REPORTING DISTRICT WHERE GROWN, AND WEIGHTED AVERAGE BASE PRICE (Cont'd)

Variety	Base Price	Brix Factors	Percent	Variety	Base Price	Brix Factors	Percent	Variety	Base Price	Brix Factors	Percent
	Dollars Per Ton	Code a/	b/		Dollars Per Ton	Code a/	b/		Dollars Per Ton	Code a/	b/
<b>DISTRICT 7 (Cont'd)</b>				<b>WHITE RIESLING</b>	685.00	0960	.07	<b>EARLY BURGUNDY</b>	700.00	0010	96.63
				(Cont'd)	700.00	0010	.08		700.00	1130	3.37
<b>PINOT BLANC</b>	750.00	4045	2.08		775.00	0210	1.72				
(Cont'd)	1,705.00	0270	.92	<b>WTD. AVG. BASE</b>	491.08			<b>WTD. AVG. BASE</b>	700.00		
<b>WTD. AVG. BASE</b>	621.03			<b>OTHER WHITE</b>	1,008.00	1220	100.00	<b>GAMAY (NAPA)</b>	110.00	0010	4.66
									300.00	1130	13.69
<b>SAUVIGNON BLANC</b>	250.00	4050	4.48	<b>WTD. AVG. BASE</b>	1,008.00				350.00	0010	7.65
	350.00	4286	26.57						400.00	0010	5.20
	400.00	1060	.50						450.00	0010	3.17
	450.00	1060	1.05						550.00	0010	14.83
	450.00	5880	1.69						575.00	0010	50.79
	450.00	6170	3.22								
	475.00	1060	2.44	<b>CABERNET FRANC</b>	728.75	0010	31.68	<b>WTD. AVG. BASE</b>	481.67		
	516.75	0010	13.29		800.00	0010	1.68				
	727.99	0010	12.70		897.95	0010	44.41	<b>GAMAY BEAUJOLAIS</b>	386.71	0010	24.01
	750.00	1110	.37		900.00	6100	19.61		400.00	3110	14.35
	800.00	0270	1.79		2,000.00	0270	2.62		566.72	0010	14.33
	865.00	1450	.46	<b>WTD. AVG. BASE</b>	871.98				626.70	0010	47.31
	948.75	4850	18.49								
	948.75	4975	12.43	<b>CABERNET SAUVIGNON</b>	450.00	0010	.08	<b>WTD. AVG. BASE</b>	527.96		
	950.00	0010	.05		483.00	6400	3.40	<b>GRENACHE</b>	250.00	1380	12.33
	1,000.00	1290	.46		500.00	7080	2.88		575.00	0010	87.67
<b>WTD. AVG. BASE</b>	625.31				600.00	0010	1.02				
					606.30	0010	4.10	<b>WTD. AVG. BASE</b>	534.94		
<b>SAUVIGNON MOSQUE</b>	516.75	0010	100.00		650.00	6400	2.42				
					689.26	0010	4.78	<b>MALBEC</b>	800.00	0010	100.00
<b>WTD. AVG. BASE</b>	516.75				700.00	0010	1.31				
					728.75	7145	21.52	<b>WTD. AVG. BASE</b>	800.00		
<b>SEMILLON</b>	290.08	0010	61.57		750.00	0010	.11				
	410.00	0010	7.76		795.35	0010	1.10	<b>MERLOT</b>	750.00	0010	.20
	495.00	3090	13.96		800.00	0010	6.28		800.00	0010	.21
	495.00	3135	16.71		800.00	1360	1.10		838.07	0010	4.12
					800.00	6100	1.35		1,000.00	0010	.76
<b>WTD. AVG. BASE</b>	362.23				850.00	0010	.75		1,000.00	7542	2.62
					850.00	1260	1.13		1,005.00	0010	31.18
<b>SYLVANER</b>	300.00	3100	100.00		850.00	1590	.03		1,050.00	0010	42.40
					875.00	6150	2.16		1,050.00	1130	15.53
<b>WTD. AVG. BASE</b>	300.00				900.00	0010	.74		1,200.00	1150	.69
					900.00	6400	6.59		1,400.00	0010	.84
<b>WHITE RIESLING</b>	200.00	0010	2.52		910.41	0010	4.90		2,000.00	0310	1.45
	248.18	0010	1.00		950.00	1360	.12	<b>WTD. AVG. BASE</b>	1,042.14		
	350.00	0010	7.69		950.00	6100	1.16				
	350.00	0210	.16		1,000.00	0010	.04	<b>PETITE SIRAH</b>	4.25	d/ 1850	3.53
	396.54	0010	1.57		1,000.00	1260	1.15		200.00	0010	3.70
	397.99	0010	1.54		1,025.00	6180	2.83		300.00	0010	.08
	400.00	0010	.74		1,050.00	1260	.26		400.00	7070	9.73
	400.00	0860	.58		1,095.00	0010	7.96		434.69	0010	.33
	400.00	0870	7.72		1,100.00	0010	.23		500.00	0010	6.92
	400.00	1590	.70		1,100.00	1260	.92		500.00	1130	2.93
	400.00	2410	1.54		1,100.00	6100	.27		625.00	7181	30.43
	400.00	3130	1.63		1,163.16	7950	4.79		675.00	6130	5.45
	408.93	0010	5.99		1,250.00	0010	3.62		675.00	6180	36.89
	425.00	0010	.14		1,250.00	7181	3.60				
	425.00	0860	5.77		1,300.00	7080	1.99	<b>WTD. AVG. BASE</b>	594.27	e/	
	450.00	1060	1.60		1,365.00	0250	.94				
	450.00	4270	4.36		1,365.00	6100	.43	<b>PFEFFER CABERNET</b>	500.00	1590	17.37
	500.00	0010	.77		1,400.00	0010	.53		1,200.00	1380	82.63
	500.00	0860	.69		1,400.00	1360	.12				
	500.00	0950	.52		2,000.00	0270	1.26	<b>WTD. AVG. BASE</b>	1,078.40		
	500.00	1130	.37	<b>WTD. AVG. BASE</b>	885.68						
	500.00	1150	.01					<b>PINOT NOIR</b>	400.00	1370	.31
	510.00	0010	11.23	<b>CARIGNANE</b>	300.00	1590	100.00		475.00	0010	1.33
	525.00	0980	11.72						500.00	0010	.05
	547.99	2500	5.43	<b>WTD. AVG. BASE</b>	300.00				500.00	2106	2.90
	550.00	6430	.26						500.00	7690	1.80
	568.21	0010	3.59	<b>CARMINE</b>	300.00	0010	100.00		506.30	0010	5.10
	650.00	4270	16.51						535.00	0595	.97
	660.00	2555	1.80	<b>WTD. AVG. BASE</b>	300.00				550.00	0010	.15
									550.00	7690	1.66

(Continued)

Table 8.

**BASE PRICE PAID TO GROWERS FOR GRAPES CRUSHED, DELIVERED TO CALIFORNIA PROCESSORS,  
FROM THE 1990 CROP, WITH BRIX FACTORS AND PERCENT OF PURCHASED TONNAGE, BY TYPE,  
VARIETY, REPORTING DISTRICT WHERE GROWN, AND WEIGHTED AVERAGE BASE PRICE (Cont'd)**

Variety	Base Price	Brix Factors	Percent	Variety	Base Price	Brix Factors	Percent	Variety	Base Price	Brix Factors	Percent	
	Dollars Per Ton	Code a/	b/		Dollars Per Ton	Code a/	b/		Dollars Per Ton	Code a/	b/	
<b>DISTRICT 7 (Cont'd)</b>				<b>CHARDONNAY (Cont'd)</b>				<b>CHARDONNAY (Cont'd)</b>				
<b>PINOT NOIR (Cont'd)</b>	600.00	0010	15.18		800.00	0010	1.22		1,517.97	0010	.48	
	600.00	0980	4.37		800.00	1140	1.32		1,525.00	0010	1.33	
	600.00	1110	1.57		800.00	1345	.18		1,550.00	0010	.11	
	600.00	1130	.71		800.00	6180	1.38		1,600.00	0010	1.88	
	600.00	1370	.11		850.00	1140	1.11		1,600.00	1130	.16	
	600.00	2106	1.79		875.00	0010	.58		1,600.00	1150	.25	
	600.00	6400	2.41		900.00	0010	2.40		1,600.00	1220	.36	
	600.00	7006	5.17		900.00	0190	.32		1,600.00	1312	.14	
	600.00	7690	.53		900.00	0710	.29		1,625.00	0010	1.17	
	606.00	0010	.96		900.00	1130	3.25		1,650.00	6180	2.01	
	626.70	0010	4.18		900.00	1140	2.27		1,667.54	0010	5.60	
	650.00	1130	.06		900.00	6287	1.11		1,667.54	1380	.16	
	666.00	0980	7.08		906.00	0010	.04		1,675.00	0010	.15	
	700.00	0010	.90		916.00	0010	.18		1,700.00	0010	.02	
	700.00	1130	.29		940.00	0010	.58		1,725.00	7220	.64	
	724.79	0010	4.66		950.00	4975	.20					
	737.00	0010	35.22		1,000.00	0010	22.91		<b>WTD. AVG. BASE</b>	1,181.20		
	800.00	1590	.07		1,000.00	0960	.13		<b>CHENIN BLANC</b>	100.00	0190	15.95
	850.00	1130	.17		1,000.00	1110	.18			150.00	2630	4.06
	900.00	1090	.06		1,000.00	1130	.52			200.00	0010	.78
	1,000.00	0250	.24		1,000.00	1150	.06			250.00	0730	.17
<b>WTD. AVG. BASE</b>	649.48				1,000.00	6865	.76			260.00	1110	8.71
					1,021.75	1360	.25			300.00	0980	4.05
<b>REFOSCO/MONDEUSE</b>	515.52	0010	100.00		1,100.00	0010	.71			325.00	0010	.68
					1,100.00	0730	.15			350.00	0010	1.70
<b>WTD. AVG. BASE</b>	515.52				1,100.00	1130	3.77			350.00	6125	12.41
					1,100.00	7400	.56			387.22	4040	.64
<b>SOUZAO</b>	400.00	0010	100.00		1,107.58	1140	.76			393.08	2300	3.74
					1,125.00	7400	.11			400.00	0010	.37
<b>WTD. AVG. BASE</b>	400.00				1,150.00	0010	.07			400.00	1040	19.38
					1,150.00	0960	.04			400.00	1110	1.34
					1,150.00	1140	.50			421.31	3185	17.48
<b>SYRAH/FRENCH SYRAH-SHIRAZ</b>	700.00	0990	40.46		1,200.00	0010	5.14			450.00	0010	.43
	800.00	0310	59.54		1,200.00	0270	.12			450.00	1110	.18
					1,200.00	0960	.97			450.00	6405	4.80
<b>WTD. AVG. BASE</b>	759.54				1,200.00	1360	1.88			550.00	4040	2.59
					1,200.00	7050	.67			600.00	0010	.55
					1,200.00	7161	.52		<b>WTD. AVG. BASE</b>	327.46		
<b>ZINFANDEL</b>	175.00	2470	6.05		1,231.43	6180	.36		<b>GEWURZTRAMINER</b>	412.00	0010	8.37
	190.00	1500	2.58		1,236.85	0010	.10			517.76	0010	1.22
	200.00	2105	6.49		1,250.00	0010	.14			520.30	0010	11.08
	250.00	0730	2.48		1,250.00	6180	1.22			575.00	0010	5.58
	293.03	0010	2.86		1,275.00	0010	.46			600.00	1535	.58
	300.00	0010	1.29		1,275.00	1330	.24			625.00	0870	73.17
	350.00	2105	1.08		1,298.47	1130	.83		<b>WTD. AVG. BASE</b>	591.32		
	350.00	2330	1.79		1,300.00	0010	3.17		<b>GRAY RIESLING</b>	356.00	0010	100.00
	500.00	0535	2.50		1,300.00	1110	.80					
	500.00	2330	3.01		1,300.00	1130	.07					
	584.05	0010	26.54		1,300.00	7400	.82		<b>WTD. AVG. BASE</b>	356.00		
	588.17	0010	1.22		1,313.87	1130	.61		<b>GREEN HUNGARIAN</b>	350.00	2665	100.00
	588.96	2155	27.58		1,330.66	7220	.12					
	588.96	2160	14.36		1,350.00	0010	.09		<b>WTD. AVG. BASE</b>	350.00		
	600.00	0010	.05		1,350.00	1130	.05		<b>MUSCAT BLANC/ MUSCAT CANELLI</b>	210.00	0990	5.55
	600.00	1150	.03		1,350.00	1360	.41			225.00	0010	5.49
	700.00	1150	.11		1,400.00	0010	.03			250.00	5195	1.93
<b>WTD. AVG. BASE</b>	494.89				1,400.00	1150	.11			300.00	0010	.70
					1,400.00	1360	.08			300.00	0010	.18
					1,400.00	1380	.04			450.00	0010	13.54
					1,400.00	4800	3.92			450.00	0870	2.33
					1,400.00	7560	.44			500.00	0010	2.92
					1,414.26	1110	3.58			550.00	0870	12.11
					1,417.79	2300	1.64			623.00	0010	1.29
					1,445.00	0010	.28			625.00	1110	11.39
					1,445.60	0010	.20			650.00	0010	.19
					1,450.00	0010	.02			650.00	0760	.18
					1,450.00	1130	.16			650.00	1110	2.86
					1,450.00	1220	.06					
					1,450.00	1360	.04					
					1,496.42	0010	.07					
<b>CHARDONNAY</b>	500.00	1470	.15		1,500.00	0010	2.71					
	700.00	6180	.56		1,500.00	1110	.30					
	750.00	0010	.18		1,500.00	1360	.22					

(Continued)







Table 8.

BASE PRICE PAID TO GROWERS FOR GRAPES CRUSHED, DELIVERED TO CALIFORNIA PROCESSORS, FROM THE 1990 CROP, WITH BRIX FACTORS AND PERCENT OF PURCHASED TONNAGE, BY TYPE, VARIETY, REPORTING DISTRICT WHERE GROWN, AND WEIGHTED AVERAGE BASE PRICE (Cont'd)

Variety	Base Price	Brix Factors	Percent	Variety	Base Price	Brix Factors	Percent	Variety	Base Price	Brix Factors	Percent
	Dollars Per Ton	Code a/	b/		Dollars Per Ton	Code a/	b/		Dollars Per Ton	Code a/	b/
DISTRRICT 9 (Cont'd)				ZINFANDEL (Cont'd)	300.00	0010	6.67	PALOMINO/GOLDEN CHASSELAS	120.00	0990	100.00
GEWURZTRAMINER	1,000.00	0010	100.00		300.00	0610	77.05	WTD. AVG. BASE	120.00		
WTD. AVG. BASE	1,000.00				300.00	1360	8.16				
MUSCAT ORANGE	325.00	0010	100.00		319.50	0640	.63	SAUVIGNON BLANC	300.00	0010	.06
WTD. AVG. BASE	325.00				450.00	0485	2.88		325.00	1130	.84
SAUVIGNON BLANC	175.00	3110	12.94		550.00	0010	.77		350.00	0010	11.13
	200.00	0940	5.16	DISTRRICT 10					400.00	0010	36.20
	250.00	3110	4.65		750.00	0010	.06		400.00	1060	11.26
	325.00	0010	14.72		WTD. AVG. BASE		302.10		400.00	1130	.19
	400.00	0010	10.67	RAISIN GRAPES					400.00	1150	1.81
	400.00	1060	5.16		MUSCATS	450.00	0010	100.00	400.00	1175	2.61
	412.51	2420	34.09		ALEXANDRIA				400.00	4035	2.67
	706.10	0010	12.11		WTD. AVG. BASE	450.00			440.00	0010	2.31
	850.00	7065	.49						450.00	0010	1.91
WTD. AVG. BASE	386.06								450.00	1130	.11
WINE GRAPES (RED)				WINE GRAPES (WHITE)					450.00	1150	1.45
CABERNET SAUVIGNON	300.00	1360	.31	CHARDONNAY	600.00	1150	.24		490.00	0010	8.40
	350.00	6100	6.87		675.00	0960	1.64		500.00	5885	5.27
	450.00	0010	16.72		800.00	0010	3.28	WTD. AVG. BASE	550.00	0010	1.83
	500.00	1260	4.26		800.00	0980	1.05		550.00	1220	.65
	600.00	0010	7.39		800.00	1110	5.33		564.53	1130	.80
	650.00	0010	19.27		850.00	0010	8.17	SEMILLON	575.00	1330	2.94
	700.60	1120	31.49		900.00	0010	1.30		577.05	0010	2.94
	900.00	1260	5.44		900.00	1150	.71		600.00	0010	.63
	1,000.00	0010	.10		900.00	1240	.71		600.00	1150	.21
	1,082.81	0010	8.16		949.09	1130	.39		700.00	1130	.38
WTD. AVG. BASE	649.97				950.00	0010	7.14				
CARIGNANE	114.50	0010	100.00		1,000.00	0010	6.31	WTD. AVG. BASE	429.14		
WTD. AVG. BASE	114.50				1,000.00	1510	4.74				
GAMAY (NAPA)	300.00	0010	100.00		1,150.00	7390	7.04	WHITE RIESLING	400.00	0730	44.22
WTD. AVG. BASE	300.00				1,156.12	1140	51.96		400.00	1150	5.78
GRENACHE	200.00	0010	100.00	WTD. AVG. BASE	1,047.33				450.00	0010	59.41
WTD. AVG. BASE	200.00								475.00	1100	3.96
HATARO/MOUVEDRE	500.00	0010	100.00	CHENIN BLANC	250.00	0010	.80		550.00	0010	2.48
WTD. AVG. BASE	500.00				300.00	0010	65.91		600.00	0010	4.95
MERLOT	500.00	1130	11.27		300.00	0250	1.97	WTD. AVG. BASE	551.19		
	700.00	7542	87.32		400.00	0010	31.33				
	1,000.00	0010	1.41					OTHER WHITE	300.00	0730	100.00
WTD. AVG. BASE	681.69			WTD. AVG. BASE	330.93			WTD. AVG. BASE	300.00		
PETITE SIRAH	500.00	0730	5.25	FRENCH COLOMBARD	110.00	4250	100.00	WINE GRAPES (RED)			
	500.00	1263	93.41					BARBERA	500.00	0010	35.96
	550.00	1150	1.33	WTD. AVG. BASE	110.00				500.00	1380	3.65
WTD. AVG. BASE	500.67			GEWURZTRAMINER	546.58	0850	14.63		500.00	1400	4.81
PINOT NOIR	600.00	0010	37.50		580.00	0010	63.41		550.00	0010	55.58
	1,200.00	7065	62.50		594.00	0010	12.20	WTD. AVG. BASE	527.79		
WTD. AVG. BASE	975.00				594.00	0950	9.76				
ZINFANDEL	150.00	0010	2.28	WTD. AVG. BASE	578.18			BLACK MALVOISIE	600.00	0010	8.70
	225.00	2330	1.50	MUSCAT BLANC/ MUSCAT CANELLI	500.00	1100	13.91		700.00	0010	91.30
					600.00	0010	86.09	WTD. AVG. BASE	691.30		
				WTD. AVG. BASE	586.09						
				MUSCAT ORANGE	550.00	0010	15.49	CABERNET FRANC	950.00	0010	1.14
					600.00	0010	84.51		953.77	1260	43.18
				WTD. AVG. BASE	592.25				1,100.00	1370	.23
									1,200.00	0990	3.41
									1,200.00	7400	46.59
									1,250.00	1150	5.45
								WTD. AVG. BASE	1,093.33		

(Continued)

Table 8.

**BASE PRICE PAID TO GROWERS FOR GRAPES CRUSHED, DELIVERED TO CALIFORNIA PROCESSORS,  
FROM THE 1990 CROP, WITH BRIX FACTORS AND PERCENT OF PURCHASED TONNAGE, BY TYPE,  
VARIETY, REPORTING DISTRICT WHERE GROWN, AND WEIGHTED AVERAGE BASE PRICE (Cont'd)**

Variety	Base Price	Brix Factors	Percent	Variety	Base Price	Brix Factors	Percent	Variety	Base Price	Brix Factors	Percent
	Dollars Per Ton	Code a/	b/		Dollars Per Ton	Code a/	b/		Dollars Per Ton	Code a/	b/
<b>DISTRICT 10 (Cont'd)</b>				<b>NEBBIOLO</b>	550.00	1590	100.00	<b>ZINFANDEL</b>	500.00	1400	.36
<b>CABERNET SAUVIGNON</b>	500.00	0730	1.98	WTD. AVG. BASE	550.00			(Cont'd)	500.00	1500	2.65
	500.00	1345	.28	<b>PETITE SIRAH</b>	500.00	0010	28.95		500.00	1510	.59
	550.00	0010	1.94		500.00	0730	18.77		500.00	6180	.94
	650.00	1260	1.34		550.00	1360	3.22		542.00	0010	.40
	750.00	0010	3.43		575.00	0010	32.17		550.00	0010	.63
	750.00	1360	4.06		600.00	0010	13.94		550.00	1150	.06
	800.00	1125	7.31		650.00	1150	2.68		550.00	1360	1.11
	800.00	1360	15.97		750.00	0010	.27		580.00	1400	.44
	837.00	0010	3.22	WTD. AVG. BASE	544.37				575.00	2349	6.69
	850.00	1360	1.77						580.00	0010	.63
	875.00	0010	4.77	<b>PINOT NOIR</b>	400.00	0010	.70		600.00	0010	.85
	900.00	0010	10.11		450.00	0730	10.56		600.00	0310	2.17
	900.00	1360	.71		550.00	0010	33.80		600.00	1155	4.85
	923.28	1260	14.63		550.00	0980	14.79		650.00	0010	.30
	960.80	0010	1.63		550.00	1345	7.75		650.00	1130	.36
	979.86	1250	1.48		600.00	1150	7.75		650.00	1155	1.75
	1,100.00	0010	.18		750.00	0010	24.65		675.00	0010	.47
	1,200.00	0990	12.05	WTD. AVG. BASE	591.55				700.00	0010	.04
	1,200.00	7400	13.14	<b>SOUZAO</b>	675.00	1150	100.00		700.00	1120	.57
WTD. AVG. BASE	923.69			WTD. AVG. BASE	675.00				700.00	1240	.01
<b>CARIGNANE</b>	450.00	1500	100.00						700.00	1345	.11
WTD. AVG. BASE	450.00			<b>SYRAH/FRENCH SYRAH-SHIRAZ</b>	500.00	0740	13.95	WTD. AVG. BASE	479.46	e/	
<b>CARMINE</b>	300.00	0010	100.00		600.00	1150	3.10		700.00	7009	.03
WTD. AVG. BASE	300.00				725.26	0010	75.19	<b>OTHER RED</b>	300.00	0010	12.42
<b>CHARBONO</b>	600.00	0010	35.71		750.00	0010	3.88		400.00	1150	19.88
	650.00	6940	64.29	WTD. AVG. BASE	693.80				600.00	0010	21.74
WTD. AVG. BASE	632.14			<b>TINTA CAO</b>	400.00	0010	46.84		1,000.00	0010	45.96
<b>GRENACHE</b>	558.20	0010	59.79		550.00	0010	7.59	WTD. AVG. BASE	706.83		
	575.00	0010	3.09	WTD. AVG. BASE	536.71						
	600.00	0010	37.11	<b>ZINFANDEL</b>	5.00	d/ 1850	.54				
WTD. AVG. BASE	574.23				250.00	0630	6.27				
<b>MATARO/MOUVEDRE</b>	700.00	0010	52.54		254.00	0010	1.22				
	800.00	0010	47.46		300.00	0010	1.40				
WTD. AVG. BASE	747.46				300.00	2340	2.85				
<b>MERLOT</b>	500.00	1130	3.46		325.00	0630	2.35	<b>THOMPSON SEEDLESS</b>	120.00	0010	100.00
	750.00	1360	1.15		340.00	0010	.92	WTD. AVG. BASE	120.00		
	800.00	1230	9.47		350.00	2105	3.99				
	800.00	1370	3.70		367.00	0010	.70				
	800.00	1570	2.31		374.00	0010	.03				
	825.00	0010	4.16		375.00	0010	3.65				
	900.00	0010	2.31		400.00	0010	.02				
	980.00	0010	6.93		400.00	0640	.57	<b>FLAME TOKAY</b>	3.75	d/ 1850	.27
	1,100.00	0010	1.15		400.00	0780	.10		4.00	d/ 1850	.20
	1,112.00	0010	2.08		420.00	0010	.22		4.20	d/ 1850	.20
	1,200.00	0010	4.16		425.00	0010	3.51		5.00	d/ 1850	.62
	1,200.00	1510	15.47		450.00	0010	2.08		71.44	0010	.09
	1,200.00	7400	43.65		450.00	0195	.11		100.00	0010	3.71
WTD. AVG. BASE	1,067.92				450.00	0760	1.18		100.00	2480	1.02
<b>MISSION</b>	225.00	0010	81.31		450.00	1090	.23		120.00	2043	.24
	300.00	0335	18.69		450.00	1500	.26		125.00	2470	2.46
WTD. AVG. BASE	239.02				480.00	0010	.47		130.00	0010	.42
<b>MUSCAT HAMBURG</b>	600.00	0010	100.00		480.94	0010	6.07		130.00	0050	7.70
WTD. AVG. BASE	600.00				500.00	0010	31.38		130.00	2475	19.79
					500.00	0195	.95		150.00	0010	4.41
					500.00	0740	.20		150.00	0050	58.29
					500.00	0960	.11		150.00	1900	.58
					500.00	1090	.03	WTD. AVG. BASE	141.18	e/	
					500.00	1125	.38				
					500.00	1130	.07				
					500.00	1380	.85				

(Continued)

Table 8.

**BASE PRICE PAID TO GROWERS FOR GRAPES CRUSHED, DELIVERED TO CALIFORNIA PROCESSORS,  
FROM THE 1990 CROP, WITH BRIX FACTORS AND PERCENT OF PURCHASED TONNAGE, BY TYPE,  
VARIETY, REPORTING DISTRICT WHERE GROWN, AND WEIGHTED AVERAGE BASE PRICE (Cont'd)**

Variety	Base Price	Brix Factors	Percent	Variety	Base Price	Brix Factors	Percent	Variety	Base Price	Brix Factors	Percent
	Dollars Per Ton	Code a/	b/		Dollars Per Ton	Code a/	b/		Dollars Per Ton	Code a/	b/
<b>DISTRICT 11 (Cont'd)</b>				<b>FRENCH COLOMBARD</b>	190.00	4270	.58	<b>CABERNET</b>	450.00	6410	1.45
				(Cont'd)	190.00	4286	63.43	<b>SAUVIGNON</b>	450.00	7593	.37
<b>RIBIER</b>	135.00	0010	100.00	<b>WTD. AVG. BASE</b>	179.36	e/		(Cont'd)	500.00	0010	2.12
									500.00	0250	7.77
<b>WTD. AVG. BASE</b>	135.00			<b>GRAY RIESLING</b>	150.00	0010	100.00		500.00	6400	.79
									511.00	0250	3.25
<b>WINE GRAPES (WHITE)</b>				<b>WTD. AVG. BASE</b>	150.00				550.00	1360	.19
									550.00	7597	3.66
<b>BURGER</b>	3.75 d/	1850	.74	<b>MUSCAT BLANC/</b>	300.00	0010	100.00		600.00	0010	.48
	4.75 d/	1850	1.92	<b>MUSCAT CANELLI</b>	300.00				600.65	0010	2.09
	5.00 d/	1850	10.93	<b>WTD. AVG. BASE</b>	300.00				638.00	0010	.74
	100.00	0010	10.71						650.00	0010	.57
	150.00	0010	.30	<b>PALOMINO/GOLDEN</b>	110.00	0010	18.41		650.00	6180	21.01
	160.00	2005	53.23	<b>CHASSELAS</b>	135.00	0010	81.59		650.00	6280	2.44
	175.00	1950	22.16	<b>WTD. AVG. BASE</b>	130.40				696.63	6170	3.88
<b>WTD. AVG. BASE</b>	156.37	e/							700.00	0010	.01
									700.00	6285	33.94
				<b>SAUVIGNON BLANC</b>	5.00 d/	1550	.19		705.67	6180	6.22
<b>CHARDONNAY</b>	365.77	0010	.32		175.00	0010	.83	<b>WTD. AVG. BASE</b>	617.18		
	425.00	0010	1.48		225.00	0010	.56				
	450.00	0010	.41		225.00	4095	4.91	<b>CARIGNANE</b>	3.75 d/	1850	.84
	475.00	0010	2.14		300.00	6150	1.43		4.70 d/	1850	5.59
	475.00	4890	1.31		350.00	0010	.02		5.00 d/	1850	3.80
	500.00	0010	5.03		350.00	4098	11.23		44.55	0010	1.75
	500.00	0190	25.65		400.00	2410	4.26		100.00	6400	.35
	500.00	1220	.98		400.00	4040	33.35		110.00	6400	.58
	500.00	4096	.96		418.11	4040	.55		115.41	0010	2.35
	500.00	4890	1.64		421.20	4210	31.76		160.00	6410	.16
	500.00	5040	10.57		421.20	4240	9.69		170.00	6170	.43
	550.00	0010	.13	<b>WTD. AVG. BASE</b>	389.77	e/			175.00	0010	.20
	550.00	4050	1.09						185.00	6400	14.37
	600.00	0010	8.62	<b>SEMILLON</b>	190.00	4270	8.65		200.00	6600	2.59
	600.00	1040	1.50		225.00	0010	4.01	<b>WTD. AVG. BASE</b>	200.00	6635	66.98
	600.00	4050	6.47		350.00	2400	87.34		191.10	e/	
	600.00	5040	7.87					<b>CARNELIAN</b>	175.00	5095	100.00
	600.00	6400	.17	<b>WTD. AVG. BASE</b>	331.15				175.00		
	650.00	0010	1.68					<b>WTD. AVG. BASE</b>	175.00		
	650.00	4050	.35	<b>SYMPHONY</b>	250.00	4250	100.00	<b>CENTURIAN</b>	175.00	5090	100.00
	650.00	5040	4.13						175.00		
	695.16	0010	3.66	<b>WTD. AVG. BASE</b>	250.00			<b>WTD. AVG. BASE</b>	175.00		
	700.00	0010	.87					<b>WTD. AVG. BASE</b>	175.00		
	700.00	6971	1.46	<b>WHITE RIESLING</b>	100.00	0010	100.00	<b>GAMAY (NAPA)</b>	250.00	0010	100.00
	717.00	4060	9.25						250.00		
	750.00	0010	1.09	<b>WTD. AVG. BASE</b>	100.00			<b>WTD. AVG. BASE</b>	250.00		
	750.00	6971	1.16					<b>MERLOT</b>	400.00	7000	2.49
<b>WTD. AVG. BASE</b>	569.38			<b>OTHER WHITE</b>	325.00	0010	100.00		500.00	0010	34.60
									500.00	6170	3.39
<b>CHENIN BLANC</b>	5.00 d/	1850	1.27	<b>WTD. AVG. BASE</b>	325.00				500.00	6410	6.57
	125.00	0150	4.46						600.00	0010	4.10
	128.36	0010	2.85	<b>WINE GRAPES (RED)</b>					600.00	1130	5.80
	150.00	3215	3.69	<b>BARBERA</b>	120.00	0010	24.49		604.81	0010	41.52
	220.24	0010	4.01		200.00	6635	63.59		800.00	0010	1.55
	230.70	2875	21.83		325.00	6180	6.32	<b>WTD. AVG. BASE</b>	555.56		
	240.00	2950	58.63		350.00	0010	5.60				
	300.00	2950	3.28	<b>WTD. AVG. BASE</b>	196.71			<b>MISSION</b>	200.00	6420	100.00
<b>WTD. AVG. BASE</b>	227.36	e/							200.00		
				<b>BLACK MALVOISIE</b>	500.00	0010	100.00	<b>WTD. AVG. BASE</b>	200.00		
<b>FRENCH COLOMBARD</b>	5.00 d/	1850	3.25					<b>PETITE SIRAH</b>	90.30	0010	1.10
	84.55	0010	.16						175.00	0010	11.78
	100.00	0010	3.12	<b>WTD. AVG. BASE</b>	500.00				200.00	6635	16.14
	100.00	0150	.34						225.00	0010	6.51
	110.00	0190	.32	<b>CABERNET</b>	226.17	0010	1.54		285.11	0010	48.76
	128.99	0010	4.17	<b>SAUVIGNON</b>	261.00	0250	.68		350.00	6130	5.39
	130.00	2890	1.58		350.00	0010	.17		350.00	6180	10.32
	150.00	2890	1.86		400.00	0250	3.11	<b>WTD. AVG. BASE</b>	262.54		
	170.00	0010	.17		410.00	0250	3.01				
	177.75	4240	20.27		450.00	0010	.24				
	190.00	0010	.63		450.00	6170	.29				
	190.00	4071	.12								

(Continued)

Table 8.

**BASE PRICE PAID TO GROWERS FOR GRAPES CRUSHED, DELIVERED TO CALIFORNIA PROCESSORS,  
FROM THE 1990 CROP, WITH BRIX FACTORS AND PERCENT OF PURCHASED TONNAGE, BY TYPE,  
VARIETY, REPORTING DISTRICT WHERE GROWN, AND WEIGHTED AVERAGE BASE PRICE (Cont'd)**

Variety	Base Price	Brix Factors	Percent	Variety	Base Price	Brix Factors	Percent	Variety	Base Price	Brix Factors	Percent
	Dollars Per Ton	Code a/	b/		Dollars Per Ton	Code a/	b/		Dollars Per Ton	Code a/	b/
DISTRICT 11 (Cont'd)				DISTRICT 12				FRENCH COLOMBARD (Cont'd)			
RUBIRED	227.79	0010	100.00	RAISIN GRAPES				110.00	2890	.38	
WTD. AVG. BASE	227.79			THOMPSON SEEDLESS	100.00	0010	30.72	110.00	3083	.85	
RUBY CABERNET	100.00	0010	3.06		100.00	2530	11.01	125.00	0150	3.72	
	135.00	0010	79.72		100.00	2890	5.59	128.30	2890	4.46	
	200.00	6635	17.22		110.00	2890	18.93	130.00	0010	.51	
WTD. AVG. BASE	145.12				110.00	3083	22.16	130.00	2890	5.88	
TINTA MADEIRA	50.00	0010	100.00		125.00	0010	.73	140.00	2920	.28	
WTD. AVG. BASE	50.00				130.00	2890	6.61	145.00	2890	9.93	
ZINFANDEL	3.75	d/ 1850	.24	WTD. AVG. BASE	107.76			145.00	4285	2.61	
	4.70	d/ 1850	.10	TABLE GRAPES				150.00	0010	1.18	
	5.00	d/ 1850	2.72	RIBIER	110.00	0010	100.00	150.00	1900	1.93	
	100.00	0010	.25	WTD. AVG. BASE	110.00			150.00	1915	.45	
	114.64	0010	.03	WINE GRAPES (WHITE)				157.50	0010	.26	
	125.00	0010	1.03	BURGER	5.00	d/ 1850	1.21	160.00	0940	.12	
	131.00	0045	1.80		190.00	0010	98.79	160.59	0730	.56	
	135.00	0045	.50	WTD. AVG. BASE	190.00	e/		170.00	2550	.16	
	154.82	0010	1.88	CHARDONNAY	400.00	0190	6.10	170.00	4285	28.23	
	171.00	0045	.88		400.00	3380	1.54	175.00	2495	.59	
	172.92	0010	.44		475.00	0010	.42	175.00	4240	1.34	
	175.00	0010	.02		500.00	0010	6.71	190.00	0010	.90	
	175.00	0045	.43		500.00	0150	12.84	190.00	1900	2.25	
	175.00	2195	.49		500.00	5040	2.19	190.00	4230	20.65	
	250.00	0045	.34		500.00	6972	3.31	195.00	1900	1.45	
	250.00	0630	.16		512.50	0010	6.75	200.00	0010	.51	
	250.00	2137	3.56		590.00	0010	6.88	325.00	5110	.53	
	260.00	0010	.98		600.00	0010	3.88				
	275.00	0010	.26		638.62	0010	16.01	WTD. AVG. BASE	160.59	e/	
	300.00	0010	1.01		650.00	4890	13.62	GEWURZTRAMINER	700.00	0010	100.00
	300.00	0730	.14		949.00	0010	19.75	WTD. AVG. BASE	700.00		
	300.00	0820	.12	CHENIN BLANC	4.00	d/ 1850	.04	GREEN HUNGARIAN	150.00	0010	100.00
	300.00	2105	.47		5.00	d/ 1850	.20	WTD. AVG. BASE	150.00		
	300.00	2335	.67		100.00	0010	.06	MALVASIA BIANCA	185.00	0150	63.85
	300.00	2340	32.83		115.00	0010	3.93	225.00	0010	36.15	
	300.00	2345	.70		130.00	0010	.91	WTD. AVG. BASE	199.46		
	300.00	6635	.50		160.00	0010	1.78	MUSCAT BLANC/ MUSCAT CANELLI	300.00	4050	100.00
	310.00	0045	3.01		170.00	0010	2.26	WTD. AVG. BASE	300.00		
	325.00	0445	.98		170.00	1900	6.73	MUSCAT ORANGE	300.00	0010	100.00
	350.00	2043	2.39		170.00	2470	13.69	WTD. AVG. BASE	300.00		
	350.00	2105	2.84		180.00	0940	.23	WTD. AVG. BASE	300.00		
	400.00	0010	4.38		200.00	2270	.39	PALOMINO/GOLDEN CHASSELAS	100.00	0010	100.00
	400.00	0055	9.31		200.00	2945	30.26	WTD. AVG. BASE	100.00		
	400.00	1360	.66		210.00	0010	.17	PINOT BLANC	325.00	0010	100.00
	400.00	2105	.68		225.00	0010	3.03	WTD. AVG. BASE	325.00		
	400.00	2135	.27		225.00	1880	1.73	SAUVIGNON BLANC	5.00	d/ 1850	.39
	400.00	5115	.02		225.00	2920	26.12	100.00	0010	.67	
	425.00	0010	.13					110.00	4210	1.31	
	450.00	6170	1.00					130.00	0010	4.04	
	497.30	0010	2.74					158.72	0150	3.13	
	497.30	2105	.52					160.00	0010	1.06	
	500.00	0010	.05					225.00	4280	1.95	
	500.00	0940	.02					275.00	0010	4.16	
	506.04	2360	3.63					300.00	0010	23.25	
	507.54	0010	10.04					300.00	4286	40.11	
	550.00	2105	4.58					350.00	2420	9.11	
	600.00	1470	.05					418.11	0010	3.87	
	650.00	0010	.16					600.00	0010	6.94	
WTD. AVG. BASE	354.54	e/		WTD. AVG. BASE	193.15	e/					
OTHER RED	3.75	d/ 1850	21.71	FRENCH COLOMBARD	3.75	d/ 1850	.32				
	4.70	d/ 1850	31.71		4.70	d/ 1850	.09				
	275.00	0010	46.59		5.00	d/ 1850	3.61				
WTD. AVG. BASE	275.00	e/			100.00	0010	5.81				
					100.00	0150	.29	WTD. AVG. BASE	310.89	e/	
					110.00	0010	.17				

(Continued)

Table 8.

**BASE PRICE PAID TO GROWERS FOR GRAPES CRUSHED, DELIVERED TO CALIFORNIA PROCESSORS,  
FROM THE 1990 CROP, WITH BRIX FACTORS AND PERCENT OF PURCHASED TONNAGE, BY TYPE,  
VARIETY, REPORTING DISTRICT WHERE GROWN, AND WEIGHTED AVERAGE BASE PRICE (Cont'd)**

Variety	Base Price	Brix Factors	Percent	Variety	Base Price	Brix Factors	Percent	Variety	Base Price	Brix Factors	Percent
	Dollars Per Ton	Code a/	b/		Dollars Per Ton	Code a/	b/		Dollars Per Ton	Code a/	b/
<b>DISTRICT 12 (Cont'd)</b>				<b>GRENACHE</b>	275.00	0960	.40	<b>ST MACAIRE</b>	100.00	0010	13.38
				(Cont'd)	335.89	1360	.04		175.00	0250	86.62
<b>SEMILLON</b>	350.00	2420	100.00	<b>WTD. AVG. BASE</b>	185.42	e/		<b>WTD. AVG. BASE</b>	164.97		
<b>WTD. AVG. BASE</b>	350.00			<b>MALBEC</b>	185.00	0010	100.00	<b>VALDEPENAS</b>	110.00	6400	37.83
<b>SYMPHONY</b>	272.20	0010	78.53	<b>WTD. AVG. BASE</b>	185.00				133.78	0010	37.45
	350.00	0010	12.23	<b>MERLOT</b>	400.00	0010	10.46	<b>WTD. AVG. BASE</b>	175.00	0250	24.73
	375.00	0010	9.24		450.00	6465	13.43				
<b>WTD. AVG. BASE</b>	291.21				600.00	6947	5.51	<b>ZINFANDEL</b>	3.75	d/ 1850	1.77
					745.08	0010	10.76		5.00	d/ 1850	.27
					885.00	0010	59.84		100.00	0010	7.75
				<b>WTD. AVG. BASE</b>	745.08				100.00	0055	2.44
<b>WINE GRAPES (RED)</b>									105.50	0055	.20
<b>BARBERA</b>	5.00	d/ 1850	6.18	<b>MISSION</b>	100.00	0010	4.69		107.00	0055	2.27
	100.00	0150	3.35		100.00	7205	9.24		125.00	0010	.22
	110.00	6400	2.82		130.00	6400	6.06		130.00	0010	.05
	155.00	0010	.71		150.00	0010	.07		175.00	0055	36.53
	155.00	6400	.75		175.00	6410	79.94		175.00	2137	2.49
	170.00	0010	2.99						200.00	2043	.71
	180.00	6410	6.41	<b>WTD. AVG. BASE</b>	161.81				230.00	0010	4.34
	190.00	0010	12.38	<b>MUSCAT HAMBURG</b>	356.94	0010	100.00		244.67	0010	1.74
	190.00	7060	64.41		356.94				300.00	0010	5.68
<b>WTD. AVG. BASE</b>	182.52	e/		<b>WTD. AVG. BASE</b>	356.94				300.00	0045	11.36
<b>CABERNET SAUVIGNON</b>	257.60	0010	.99	<b>NEBBIOLO</b>	375.00	1400	100.00		300.00	0485	2.24
	400.00	0010	3.34		375.00				300.00	2105	.15
	425.00	6170	2.75	<b>WTD. AVG. BASE</b>	375.00				300.00	2340	2.36
	450.00	0010	.43	<b>PETITE SIRAH</b>	155.00	6400	20.10		315.00	0010	1.65
	450.00	4855	1.51		155.00	6450	14.43		350.00	2043	3.10
	457.75	0250	3.30		185.00	7060	62.24		350.00	2105	.23
	500.00	0010	19.63		215.00	0010	3.23		352.60	0010	.15
	500.00	0310	24.91	<b>WTD. AVG. BASE</b>	175.61				400.00	0055	6.74
	500.00	1260	2.93	<b>WTD. AVG. BASE</b>	175.61				435.00	1155	.72
	500.00	6280	3.90	<b>ROYALTY</b>	165.80	0010	100.00		600.00	0010	4.87
	529.50	1470	11.99		165.80						
	578.00	0010	6.30	<b>WTD. AVG. BASE</b>	165.80			<b>OTHER RED</b>	3.75	d/ 1850	1.09
	683.00	0010	18.02	<b>RUBIRED</b>	185.00	0010	.36		4.50	d/ 1850	6.78
<b>WTD. AVG. BASE</b>	531.27				200.00	0010	34.33		100.00	0010	.17
<b>CARIGNANE</b>	3.75	d/ 1850	.38		200.00	0250	15.92		100.00	0250	90.49
	4.50	d/ 1850	3.64		200.00	6400	25.03		100.00	6400	.64
	4.70	d/ 1850	1.76		206.12	0940	13.43		107.60	0250	.09
	5.00	d/ 1850	.50		225.00	0980	.44		150.00	0010	.74
	100.00	0010	16.31		250.00	0980	10.49	<b>WTD. AVG. BASE</b>	100.41	e/	
	100.00	7205	4.50	<b>WTD. AVG. BASE</b>	206.12						
	110.00	6400	13.05	<b>RUBY CABERNET</b>	5.00	d/ 1850	.44	<b>DISTRICT 13</b>			
	130.00	6400	1.40		100.00	0010	1.73	<hr/>			
	155.00	2363	7.47		100.00	0250	.56	<b>RAISIN GRAPES</b>			
	155.00	6400	18.15		110.00	6400	3.06	<b>CANNER</b>	100.00	2890	100.00
	160.00	5095	5.42		150.00	1925	.43	<b>WTD. AVG. BASE</b>	100.00		
	160.00	7060	13.50		155.00	6400	22.21	<b>MUSCATS</b>			
	180.00	6460	13.93		170.00	0010	10.68	<b>ALEXANDRIA</b>	100.00	0010	.12
<b>WTD. AVG. BASE</b>	140.88	e/			185.00	0010	1.81		100.00	4288	.13
<b>GRENACHE</b>	5.00	d/ 1850	2.74		185.00	6417	1.06		103.60	0010	.30
	100.00	0010	1.45		185.00	7060	37.37		120.00	4288	.17
	100.00	0150	6.81		200.00	0010	.84		121.79	0010	1.42
	100.00	7205	2.41	<b>WTD. AVG. BASE</b>	175.40	e/			130.00	0010	7.92
	110.00	7050	2.46	<b>SALVADOR</b>	225.00	0980	100.00		135.00	0010	13.54
	125.00	0010	4.88		225.00				135.00	0150	40.58
	150.00	0010	c/	<b>WTD. AVG. BASE</b>	225.00				135.00	0310	.51
	175.00	0010	2.83						135.00	2870	3.88
	185.00	2363	19.49								
	187.50	0010	.11								
	210.00	0010	15.71								
	210.00	2735	.62								
	210.00	2750	40.06								

(Continued)

Table 8.

**BASE PRICE PAID TO GROWERS FOR GRAPES CRUSHED, DELIVERED TO CALIFORNIA PROCESSORS,  
FROM THE 1990 CROP, WITH BRIX FACTORS AND PERCENT OF PURCHASED TONNAGE, BY TYPE,  
VARIETY, REPORTING DISTRICT WHERE GROWN, AND WEIGHTED AVERAGE BASE PRICE (Cont'd)**

Variety	Base Price	Brix Factors	Percent	Variety	Base Price	Brix Factors	Percent	Variety	Base Price	Brix Factors	Percent
	Dollars Per Ton	Code a/	b/		Dollars Per Ton	Code a/	b/		Dollars Per Ton	Code a/	b/
<b>DISTRICT 13 (Cont'd)</b>				<b>EMPEROR</b>	4.00 d/ 1850		89.81	<b>WINE GRAPES (WHITE)</b>			
					4.25 d/ 1850		10.19	<b>BURGER</b>	5.50 d/ 1850		27.55
<b>MUSCATS</b>	135.00	4250	4.73	<b>WTD. AVG. BASE</b>	f/				175.00 e/ 1950		72.45
<b>ALEXANDRIA</b>	135.00	4400	2.30	<b>EXOTIC</b>	4.00 d/ 1850		47.69	<b>WTD. AVG. BASE</b>	175.00 e/		
<b>(Cont'd)</b>	140.00	0010	3.99		4.25 d/ 1850		3.28	<b>CHARDONNAY</b>	400.00	0970	2.19
	140.00	7520	7.52		5.00 d/ 1850		44.27		450.00	2670	1.27
	150.00	1900	5.76		85.00	0010	4.77		500.00	5040	1.41
	162.50	1130	3.53	<b>WTD. AVG. BASE</b>	85.00 e/				600.00	0010	6.04
	170.00	0010	3.60	<b>FLAME SEEDLESS</b>	3.75 d/ 1850		7.97		600.00	0970	1.74
<b>WTD. AVG. BASE</b>	137.88				4.00 d/ 1850		29.21		723.96	0010	7.64
<b>SULTANAS</b>	4.00 d/ 1850		10.11		4.00 d/ 1850		29.21		723.96	2840	37.53
	115.00	2870	17.60		4.25 d/ 1850		9.14		723.96	4120	2.72
	130.00	2890	72.29		4.30 d/ 1850		8.86		725.00	0010	2.92
<b>WTD. AVG. BASE</b>	127.06 e/				4.50 d/ 1850		9.15		915.00	0970	9.94
<b>THOMPSON</b>	3.50 d/ 1850		.02		4.75 d/ 1850		11.97		1,298.00	0010	26.59
<b>SEEDLESS</b>	4.00 d/ 1850		.88		5.00 d/ 1850		16.49	<b>WTD. AVG. BASE</b>	872.24		
	4.20 d/ 1850		.39		85.00	0010	.54	<b>CHENIN BLANC</b>	4.00 d/ 1850		.12
	4.25 d/ 1850		.05	<b>WTD. AVG. BASE</b>	100.00	2890	6.67		5.00 d/ 1850		.34
	4.50 d/ 1850		.34		98.88 e/				100.00	0010	4.93
	5.00 d/ 1850		2.92	<b>ITALIA</b>	4.25 d/ 1850		100.00		100.00	2890	.03
	95.00	0010	.05						110.00	0010	.13
	97.50	0010	c/	<b>WTD. AVG. BASE</b>	f/				110.00	2485	.27
	100.00	0010	.12						115.00	0010	.76
	100.00	0150	.25	<b>QUEEN</b>	4.25 d/ 1850		100.00		120.00	0010	.06
	100.00	2890	.05						120.00	2485	.62
	100.00	4210	.16	<b>WTD. AVG. BASE</b>	f/				120.00	2920	.19
	105.00	3083	.13						120.00	4352	1.69
	110.00	3083	2.53	<b>RED GLOBE/ ROSE-ITO</b>	4.00 d/ 1850		35.62		125.00	0010	.21
	110.00	3315	.04		4.50 d/ 1850		64.38		130.00	0190	2.15
	115.00	2870	13.91	<b>WTD. AVG. BASE</b>	f/				130.00	2890	21.82
	120.00	3083	1.86						140.00	0740	.04
	120.00	3315	12.00	<b>RIBIER</b>	3.50 d/ 1850		8.88		150.00	0740	1.41
	120.00	4350	.32		4.00 d/ 1850		68.72		159.00	0070	2.53
	125.00	0010	.41		100.00	2890	22.40		165.00	2945	34.45
	125.00	0190	.23	<b>WTD. AVG. BASE</b>	100.00 e/				175.00	0010	.74
	127.50	0190	4.31						200.00	0010	8.37
	130.00	0010	.86	<b>RUBY SEEDLESS/ KING RUBY</b>	4.00 d/ 1850		33.31		200.00	2480	15.94
	130.00	2890	49.42		4.25 d/ 1850		39.54	<b>WTD. AVG. BASE</b>	200.00	2945	2.54
	135.00	4210	5.50		4.50 d/ 1850		24.24		241.00	0740	.64
	139.00	0070	1.44		5.00 d/ 1850		2.52	<b>EMERALD RIESLING</b>	120.00	5015	19.81
	140.00	2890	1.77		75.00	0010	.40		130.00	0190	30.50
	200.00	0010	c/	<b>WTD. AVG. BASE</b>	75.00 e/				130.00	2890	3.31
<b>WTD. AVG. BASE</b>	126.01 e/			<b>WHITE MALAGA</b>	4.00 d/ 1850		.18		140.00	4250	8.07
					90.00	3270	1.51	<b>WTD. AVG. BASE</b>	147.98	0010	38.31
<b>TABLE GRAPES</b>					100.00	2870	18.86	<b>FEHER SZAGOS</b>	115.00	4288	38.92
<b>BEAUTY SEEDLESS/ BLACK BEAUTY</b>	4.00 d/ 1850		100.00		100.00	3005	.25		130.00	2890	61.08
<b>WTD. AVG. BASE</b>	f/				100.00	3083	3.90	<b>WTD. AVG. BASE</b>	124.16		
<b>BLACK MONUKKA</b>	4.00 d/ 1850		11.07		105.00	3005	.16				
	5.00 d/ 1850		88.93		105.00	3083	4.95				
<b>WTD. AVG. BASE</b>	f/				120.00	3005	9.81	<b>FRENCH COLOMBARD</b>	3.50 d/ 1850		.02
<b>CALMERIA</b>	4.00 d/ 1850		9.70		120.00	3083	15.44		4.00 d/ 1850		.01
	100.00	2890	74.82	<b>WTD. AVG. BASE</b>	130.00	2890	41.29		4.30 d/ 1850		.01
	110.00	2890	15.48		135.00	4280	3.65		4.50 d/ 1850		.17
<b>WTD. AVG. BASE</b>	101.71 e/			<b>OTHER TABLE</b>	4.00 d/ 1850		100.00		5.00 d/ 1850		.48
<b>CHRISTMAS ROSE</b>	4.00 d/ 1850		16.70						75.00	0010	.01
	4.25 d/ 1850		83.30	<b>WTD. AVG. BASE</b>	f/				100.00	0010	3.50
<b>WTD. AVG. BASE</b>	f/								100.00	2870	c/
									100.00	2890	.16
									100.00	4288	.31
									105.00	0010	.23
									105.00	3270	.21
									110.00	0010	.96

(Continued)

Table 8.

**BASE PRICE PAID TO GROWERS FOR GRAPES CRUSHED, DELIVERED TO CALIFORNIA PROCESSORS,  
FROM THE 1990 CROP, WITH BRIX FACTORS AND PERCENT OF PURCHASED TONNAGE, BY TYPE,  
VARIETY, REPORTING DISTRICT WHERE GROWN, AND WEIGHTED AVERAGE BASE PRICE (Cont'd)**

Variety	Base Price	Brix Factors	Percent	Variety	Base Price	Brix Factors	Percent	Variety	Base Price	Brix Factors	Percent
	Dollars Per Ton	Code a/	b/		Dollars Per Ton	Code a/	b/		Dollars Per Ton	Code a/	b/
<b>DISTRICT 13 (Cont'd)</b>				<b>PALOMINO/GOLDEN CHASSELAS (Cont'd)</b>	120.00	4288	.67	<b>BARBERA</b>	4.00 d/	1850	.43
<b>FRENCH COLOMBARD (Cont'd)</b>	110.00	2890	.41		120.00	4350	1.62		5.00 d/	1850	6.01
	110.00	2920	.12		125.00	4350	21.37		90.00	0010	.03
	110.00	3083	.90		130.00	0190	7.86		100.00	2870	.02
	110.00	4288	.34		130.00	2890	57.83		100.00	6400	.11
	115.00	0010	1.43	<b>WTD. AVG. BASE</b>	126.16 e/				110.00	7050	3.59
	115.00	2870	.06						115.00	4400	.08
	115.00	3188	1.04	<b>PINOT BLANC</b>	500.00	0010	100.00		115.00	6426	.94
	115.00	4288	1.01						120.00	6426	3.44
	120.00	0010	1.29	<b>WTD. AVG. BASE</b>	500.00				125.00	0010	.88
	120.00	0190	.46						130.00	2890	1.76
	120.00	2642	.92	<b>SAUVIGNON BLANC</b>	125.00	0010	36.36		140.00	4250	.27
	120.00	4250	.14		160.00	0694	1.41		150.00	7075	.87
	120.00	4288	2.52		165.00	2945	2.21		175.00	0010	.15
	120.00	4350	.03		160.00	0694	1.41		180.00	0150	.35
	125.00	0010	2.25		165.00	2945	2.21		180.00	6410	61.44
	125.00	0190	.41		350.00	1360	7.69		185.00	0940	2.00
	125.00	2890	.06		350.00	5040	11.23		190.00	0010	9.37
	125.00	4288	.09		375.00	5694	11.72		190.00	7060	8.16
	125.00	4350	.10		421.00	0694	24.06		200.00	0010	.08
	128.30	2920	.01	<b>WTD. AVG. BASE</b>	300.00						
	130.00	0190	1.30					<b>WTD. AVG. BASE</b>	174.39 e/		
	130.00	2890	25.34	<b>SEMILLON</b>	4.00 d/	1850	.76	<b>BLACK MALVOISIE</b>	125.00	0010	100.00
	135.00	0010	1.11		100.00	0010	7.21	<b>WTD. AVG. BASE</b>	125.00		
	135.00	0150	.18		120.00	6426	38.31				
	135.00	0595	1.54		135.00	0010	6.14	<b>CABERNET SAUVIGNON</b>	4.00 d/	1850	8.31
	135.00	2670	.42		150.00	0010	46.64		400.00	6280	17.48
	139.00	0150	1.14		500.00	0010	.94		400.00	7050	40.60
	140.00	2890	.05	<b>WTD. AVG. BASE</b>	137.16 e/				443.00	1070	.98
	145.00	4285	28.21						500.00	0010	15.79
	150.00	0980	.89	<b>ST. EMILION (UNGI BLANC)</b>	100.00	0010	6.56		500.00	4081	8.24
	170.00	4285	3.00		115.00	0210	3.44	<b>WTD. AVG. BASE</b>	800.00	1070	8.60
	175.00	0010	1.01		120.00	4352	24.87				
	175.00	0150	.28		130.00	0190	11.82	<b>CARIGNANE</b>	4.00 d/	1850	9.30
	175.00	2495	.21		130.00	2890	26.89		4.30 d/	1850	5.76
	175.00	2910	11.96		135.00	0455	8.43		5.00 d/	1850	15.42
	175.00	4405	.07		175.00	0010	17.98		90.00	0010	.11
	180.00	0010	2.89	<b>WTD. AVG. BASE</b>	133.54				100.00	2870	1.04
	190.00	0010	.78						100.00	2890	.54
<b>WTD. AVG. BASE</b>	140.89 e/			<b>SYMPHONY</b>	241.00	0010	100.00		100.00	7050	3.66
<b>MALVASIA BIANCA</b>	100.00	7205	1.50	<b>WTD. AVG. BASE</b>	241.00				110.00	2890	7.54
	135.00	2890	28.84						110.00	6426	.48
	170.00	0010	5.84	<b>WHITE RIESLING</b>	4.00 d/	1850	100.00		110.00	6847	2.62
	175.00	0010	51.25	<b>WTD. AVG. BASE</b>	f/				125.00	0010	.80
	240.00	0697	4.46						125.00	3080	1.85
	375.00	0694	8.09	<b>OTHER WHITE</b>	4.40 d/	1850	26.56	<b>WTD. AVG. BASE</b>	130.00	2890	11.18
<b>WTD. AVG. BASE</b>	181.13				5.00 d/	1850	4.54		135.00	6410	36.17
<b>MUSCAT BLANC/ MUSCAT CANELLI</b>	135.00	0010	.89		110.00	6400	1.25		160.00	0010	3.53
	175.00	0010	55.12		130.00	2890	67.42				
	200.00	0010	9.33	<b>WTD. AVG. BASE</b>	320.00	0010	.22		275.00	1070	100.00
	225.00	0010	8.44					<b>WTD. AVG. BASE</b>	275.00		
	225.00	0697	8.94								
	240.00	0697	8.27	<b>WINE GRAPES (RED)</b>				<b>CARNELIAN</b>	4.00 d/	1850	.96
	250.00	4400	9.01						5.00 d/	1850	4.56
<b>WTD. AVG. BASE</b>	197.80			<b>ALEATICO</b>	4.00 d/	1850	88.39		100.00	2870	1.12
<b>MUSCAT ORANGE</b>	120.00	0010	6.38		300.00	1070	11.61		100.00	7205	3.48
	135.00	0010	8.61	<b>WTD. AVG. BASE</b>	300.00 e/				110.00	7050	5.08
	199.12	0010	45.66						175.00	6410	78.83
	205.00	0010	39.35	<b>ALICANTE BOUSCHET</b>	3.75 d/	1850	39.50	<b>WTD. AVG. BASE</b>	187.65	0010	5.97
<b>WTD. AVG. BASE</b>	190.86				4.00 d/	1850	32.77				
					5.00 d/	1850	22.62	<b>CENTURIAN</b>	5.00 d/	1850	13.52
<b>PALOMINO/GOLDEN CHASSELAS</b>	5.00 d/	1850	1.29	<b>WTD. AVG. BASE</b>	90.00 e/				100.00	7205	1.44
	100.00	2870	7.63						110.00	4210	12.69
	110.00	0010	1.16						125.00	0010	.42

(Continued)

Table 8.

**BASE PRICE PAID TO GROWERS FOR GRAPES CRUSHED, DELIVERED TO CALIFORNIA PROCESSORS,  
FROM THE 1990 CROP, WITH BRIX FACTORS AND PERCENT OF PURCHASED TONNAGE, BY TYPE,  
VARIETY, REPORTING DISTRICT WHERE GROWN, AND WEIGHTED AVERAGE BASE PRICE (Cont'd)**

Variety	Base Price	Brix Factors	Percent	Variety	Base Price	Brix Factors	Percent	Variety	Base Price	Brix Factors	Percent
	Dollars Per Ton	Code a/ b/			Dollars Per Ton	Code a/ b/			Dollars Per Ton	Code a/ b/	
<b>DISTRICT 13 (Cont'd)</b>				<b>RUBIRED</b>	210.00	0010	2.76	<b>DISTRICT 14</b>			
				(Cont'd)	210.00	6428	2.87	<b>RAISIN GRAPES</b>			
<b>CENTURIAN</b>	150.00	6410	71.18		225.00	0010	13.06				
(Cont'd)	185.00	0010	.74		225.00	6428	5.42				
					225.00	6655	2.90				
<b>WTD. AVG. BASE</b>	143.48	e/		<b>WTD. AVG. BASE</b>	205.01	7544	3.23	<b>MUSCATS</b>	120.00	0230	4.53
								<b>ALEXANDRIA</b>	120.00	6426	4.04
<b>GAMAY (NAPA)</b>	125.00	0010	5.95						125.00	0010	.84
	180.00	0010	4.95	<b>RUBY CABERNET</b>	4.00 d/	1850	.67		125.00	0210	6.96
	252.00	0010	89.11		5.00 d/	1850	.41		125.00	2530	1.05
<b>WTD. AVG. BASE</b>	240.88				100.00	0010	1.28		130.00	0010	5.77
					100.00	7205	.40		135.00	0010	26.75
<b>GAMAY BEAUJOLAIS</b>	550.00	0010	100.00		105.00	0010	.76		135.00	0060	2.68
					105.00	3083	2.02		135.00	0230	10.11
<b>WTD. AVG. BASE</b>	550.00				110.00	7050	.20		135.00	2870	2.99
					115.00	6400	7.39		135.00	3005	.30
<b>GRENACHE</b>	4.00 d/	1850	.79		130.00	2890	.59		135.00	4210	25.96
	4.50 d/	1850	.06		130.00	6400	3.63		140.00	0010	4.99
	5.00 d/	1850	.29		175.00	6410	79.05		140.00	3005	2.68
	100.00	0010	.32		185.00	7060	3.61		145.00	0960	.37
	100.00	0150	3.87	<b>WTD. AVG. BASE</b>	165.59	e/		<b>WTD. AVG. BASE</b>	132.96		
	100.00	2870	.03					<b>THOMPSON</b>	4.00 d/	1850	.38
	110.00	2890	3.08	<b>SALVADOR</b>	190.00	6428	77.04	<b>SEEDLESS</b>	4.50 d/	1850	2.95
	110.00	7050	.14		200.00	4200	22.96		5.00 d/	1850	5.54
	125.00	0010	.10						90.00	0010	.30
	175.00	0010	.61	<b>WTD. AVG. BASE</b>	192.30				100.00	0010	1.30
	175.00	2363	9.77						100.00	0660	4.42
	192.04	0010	.20	<b>SOUZAO</b>	165.00	0010	100.00		104.00	0010	.38
	200.00	0010	8.39						104.00	0660	3.66
	200.00	0470	.45	<b>WTD. AVG. BASE</b>	165.00				110.00	0660	.09
	200.00	2570	70.33						115.00	2870	1.68
	210.00	2750	1.58	<b>TINTA MADEIRA</b>	110.00	6847	39.55		115.00	3315	.20
<b>WTD. AVG. BASE</b>	190.25	e/			140.00	0250	60.45		120.00	3033	.13
				<b>WTD. AVG. BASE</b>	128.13				120.00	3315	7.50
<b>MERLOT</b>	250.00	0010	2.67						125.00	0010	12.53
	500.00	0010	16.62	<b>VALDEPENAS</b>	210.00	0010	100.00		130.00	2890	9.11
	800.00	0010	80.72						131.36	0010	49.83
<b>WTD. AVG. BASE</b>	735.49			<b>WTD. AVG. BASE</b>	210.00			<b>WTD. AVG. BASE</b>	125.73	e/	
								<b>TABLE GRAPES</b>			
<b>MISSION</b>	100.00	7205	3.36	<b>ZINFANDEL</b>	4.50 d/	1850	1.98	<b>ALMERIA</b>	74.20	0010	100.00
	130.00	6400	9.44		5.00 d/	1850	12.30	<b>WTD. AVG. BASE</b>	74.20		
	160.00	6410	87.20		6.00 d/	1850	4.79				
<b>WTD. AVG. BASE</b>	155.15				95.00	0010	.78	<b>BLUSH SEEDLESS</b>	77.40	0010	100.00
					100.00	0010	1.30	<b>WTD. AVG. BASE</b>	77.40		
<b>PETITE SIRAH</b>	306.00	0010	100.00		100.00	0010	1.30				
					117.87	0010	4.14	<b>CALMERIA</b>	4.00 d/	1850	14.59
<b>WTD. AVG. BASE</b>	306.00				125.00	0010	.18		4.50 d/	1850	46.58
					135.00	2043	.57		90.16	0010	38.83
<b>PINOT NOIR</b>	850.00	0010	100.00		140.00	0010	.36	<b>WTD. AVG. BASE</b>	77.40		
					150.00	0010	.35				
<b>WTD. AVG. BASE</b>	850.00				150.00	2137	16.19				
					200.00	0010	.79				
<b>ROYALTY</b>	190.00	6410	20.60		200.00	0010	.79				
	195.00	6428	37.22		300.00	0010	6.81	<b>WTD. AVG. BASE</b>	90.16	e/	
	200.00	4200	17.94		300.00	0045	15.69	<b>CHRISTMAS ROSE</b>	96.90	0010	100.00
	200.00	6400	21.95		300.00	1995	.33	<b>WTD. AVG. BASE</b>	96.90		
	200.00	6428	2.29		300.00	2025	2.12	<b>EMPERATRIZ</b>	81.96	0010	100.00
<b>WTD. AVG. BASE</b>	196.08				300.00	2044	2.37	<b>WTD. AVG. BASE</b>	81.96		
					300.00	2340	.47	<b>EMPEROR</b>	72.55	0010	97.90
<b>RUBIRED</b>	175.00	4250	.30	<b>WTD. AVG. BASE</b>	290.32	e/			75.00	0010	1.14
	190.00	0010	12.96						79.20	0010	.96
	195.00	6428	6.75	<b>OTHER RED</b>	4.00 d/	1850	28.94	<b>WTD. AVG. BASE</b>	72.64		
	200.00	0010	.62		4.25 d/	1850	9.90				
	200.00	4200	17.88		110.00	6400	4.58				
	200.00	5090	1.84		110.00	7050	56.58				
	200.00	6400	26.61	<b>WTD. AVG. BASE</b>	110.00	e/					
	200.00	6428	2.80								

(Continued)



Table 8.

**BASE PRICE PAID TO GROWERS FOR GRAPES CRUSHED, DELIVERED TO CALIFORNIA PROCESSORS,  
FROM THE 1990 CROP, WITH BRIX FACTORS AND PERCENT OF PURCHASED TONNAGE, BY TYPE,  
VARIETY, REPORTING DISTRICT WHERE GROWN, AND WEIGHTED AVERAGE BASE PRICE (Cont'd)**

Variety	Base Price	Brix Factors	Percent	Variety	Base Price	Brix Factors	Percent	Variety	Base Price	Brix Factors	Percent
	Dollars Per Ton	Code a/	b/		Dollars Per Ton	Code a/	b/		Dollars Per Ton	Code a/	b/
<b>DISTRICT 14 (Cont'd)</b>				<b>CHARDONNAY</b>	130.00	0010	70.78	<b>GREEN HUNGARIAN</b>	90.00	0070	100.00
					135.00	0010	13.56				
					300.00	0210	3.34	<b>WTD. AVG. BASE</b>	90.00		
<b>EXOTIC</b>	3.50 d/	1850	37.15		500.00	0190	3.98				
	4.00 d/	1850	31.71		500.00	2675	1.66	<b>MALVASIA BIANCA</b>	120.00	6426	.67
	4.50 d/	1850	10.52		1,000.00	0190	6.69		130.00	0210	34.90
	125.00	0010	20.61						135.00	2890	62.34
				<b>WTD. AVG. BASE</b>	215.39				240.00	0490	2.09
<b>WTD. AVG. BASE</b>	125.00 e/			<b>CHEMIN BLANC</b>	5.75 d/	1850	.65	<b>WTD. AVG. BASE</b>	135.35		
					100.00	2870	.60				
<b>FLAME SEEDLESS</b>	4.00 d/	1850	6.84		110.00	0010	.15	<b>MUSCAT BLANC/ MUSCAT CANELLI</b>	200.00	0010	100.00
	4.50 d/	1850	7.13		110.00	0660	10.28				
	5.00 d/	1850	34.45		115.00	0010	1.92	<b>WTD. AVG. BASE</b>	200.00		
	70.00	0610	.23		115.00	2080	.94				
	75.00	0155	.90		120.00	0010	.95	<b>SAUVIGNON BLANC</b>	120.00	0010	9.40
	96.42	0010	44.71		120.00	0070	.24		130.00	2890	90.60
	120.00	4288	5.75		120.00	2080	8.21				
<b>WTD. AVG. BASE</b>	98.56 e/				125.00	0010	22.95	<b>WTD. AVG. BASE</b>	129.06		
					125.00	0050	1.14				
<b>ITALIA</b>	89.72	0010	100.00		125.00	0500	2.82	<b>SEMILLON</b>	115.00	4288	9.99
					125.00	2945	.60		130.00	2890	81.41
<b>WTD. AVG. BASE</b>	89.72				130.00	0150	20.08		134.00	0190	8.59
					130.00	2890	18.08	<b>WTD. AVG. BASE</b>	128.85		
<b>PERLETTE</b>	85.00	0660	100.00		135.00	0070	.38				
					140.00	0010	3.88				
<b>WTD. AVG. BASE</b>	85.00				140.00	2530	4.89	<b>ST. EMILION (UNGI BLANC)</b>	100.00	3270	7.02
					140.00	2890	.24		110.00	0150	6.46
<b>QUEEN</b>	3.50 d/	1850	44.96		145.00	0010	1.00		140.00	4400	86.52
	86.59	0010	55.04					<b>WTD. AVG. BASE</b>	135.25		
<b>WTD. AVG. BASE</b>	86.59 e/			<b>EMERALD RIESLING</b>	100.00	0010	1.35	<b>SYLVANER</b>	120.00	0210	100.00
					110.00	0010	8.95				
<b>RED GLOBE/ ROSE-ITO</b>	91.04	0010	100.00		120.00	4288	19.19	<b>WTD. AVG. BASE</b>	120.00		
					125.00	4288	5.76				
<b>WTD. AVG. BASE</b>	91.04				130.00	2890	50.44	<b>OTHER WHITE</b>	4.00 d/	1850	100.00
					135.00	0190	10.05				
<b>RIBIER</b>	4.00 d/	1850	21.32		155.00	0010	4.26	<b>WTD. AVG. BASE</b>	f/		
	4.50 d/	1850	4.12								
	73.44	0010	7.65	<b>WTD. AVG. BASE</b>	127.17						
	75.00	0155	1.08								
	90.00	0640	65.84	<b>FRENCH COLOMBARD</b>	5.00 d/	1850	.70	<b>WINE GRAPES (RED)</b>			
<b>WTD. AVG. BASE</b>	88.08 e/				100.00	0010	.60	<b>ALEATICO</b>	300.00	0640	100.00
					100.00	0210	.30				
<b>RUBY SEEDLESS/ KING RUBY</b>	4.00 d/	1850	14.63		100.00	2890	.25	<b>WTD. AVG. BASE</b>	300.00		
	4.50 d/	1850	11.84		100.00	3270	.08				
	94.12	0010	28.02		105.00	3083	3.45	<b>ALICANTE</b>	5.50 d/	1850	100.00
	100.00	2890	45.51		110.00	0010	.09	<b>BOUSCHET</b>			
					110.00	2870	.35	<b>WTD. AVG. BASE</b>	f/		
<b>WTD. AVG. BASE</b>	97.76 e/				110.00	3083	1.17				
					115.00	0190	.78	<b>BARBERA</b>	4.00 d/	1850	.50
<b>SUPERIOR SEEDLESS</b>	100.00	0660	100.00		115.00	2870	.75		5.00 d/	1850	7.70
					115.00	4288	1.42		85.00	0210	9.43
<b>WTD. AVG. BASE</b>	100.00				120.00	0010	3.19		110.00	0010	.88
					120.00	4288	9.51		110.00	6400	5.42
<b>WHITE MALAGA</b>	100.00	3270	11.06		125.00	0010	34.90		120.00	6426	6.15
	110.00	0010	10.91		125.00	0155	8.28		125.00	0150	12.97
	130.00	2890	44.76		125.00	0435	1.18		130.00	0610	5.03
	140.00	4400	33.27		125.00	4285	.30		140.00	0010	2.67
<b>WTD. AVG. BASE</b>	127.83				130.00	0210	1.38		140.00	6400	38.68
					130.00	2890	23.17		175.00	0010	10.56
					132.04	0010	3.36	<b>WTD. AVG. BASE</b>	132.31 e/		
					140.00	0010	.80				
					140.00	3083	3.95	<b>CABERNET SAUVIGNON</b>	120.00	6426	24.43
					160.00	0760	.04		125.00	0250	18.59
<b>WINE GRAPES (WHITE)</b>				<b>WTD. AVG. BASE</b>	125.02 e/				150.00	0010	1.01
									300.00	0250	14.30
<b>BURGER</b>	4.50 d/	1850	10.62	<b>GRAY RIESLING</b>	120.00	0010	42.94		400.00	0010	11.82
	100.00	0010	14.13		125.00	0420	57.06		500.00	5115	26.36
	100.00	0660	8.00	<b>WTD. AVG. BASE</b>	122.85				600.00	1070	3.50
	175.00	1950	67.24					<b>WTD. AVG. BASE</b>	297.01		
<b>WTD. AVG. BASE</b>	156.43 e/										

(Continued)

Table 8.

**BASE PRICE PAID TO GROWERS FOR GRAPES CRUSHED, DELIVERED TO CALIFORNIA PROCESSORS,  
FROM THE 1990 CROP, WITH BRIX FACTORS AND PERCENT OF PURCHASED TONNAGE, BY TYPE,  
VARIETY, REPORTING DISTRICT WHERE GROWN, AND WEIGHTED AVERAGE BASE PRICE (Cont'd)**

Variety	Base Price	Brix Factors	Percent	Variety	Base Price	Brix Factors	Percent	Variety	Base Price	Brix Factors	Percent
	Dollars Per Ton	Code a/	b/		Dollars Per Ton	Code a/	b/		Dollars Per Ton	Code a/	b/
<b>DISTRICT 14 (Cont'd)</b>				<b>RUBY CABERNET</b>	120.00	6426	19.03	<b>GRENACHE</b>	150.00	0010	98.28
				(Cont'd)	125.00	0010	5.61		250.00	0010	.64
<b>CARIGNANE</b>	4.00 d/	1850	3.95		125.00	0250	4.63		300.00	0250	1.08
	100.00	6426	3.80		125.00	6400	7.32				
	125.00	0010	3.80		140.00	6400	14.49	<b>WTD. AVG. BASE</b>	152.26		
	125.00	6400	1.59		170.00	0010	7.52				
	140.00	0010	38.52		200.00	0010	9.63	<b>MATARO/MOUVEDRE</b>	150.00	0010	92.09
	140.00	6400	48.35		200.00	4400	8.36		500.00	0010	7.91
<b>WTD. AVG. BASE</b>	137.58 e/			<b>WTD. AVG. BASE</b>	140.32 e/			<b>WTD. AVG. BASE</b>	177.69		
<b>CARMINE</b>	275.00	0630	100.00	<b>SALVADOR</b>	190.00	6428	24.95	<b>MISSION</b>	150.00	0010	100.00
					192.50	6428	21.41				
<b>WTD. AVG. BASE</b>	275.00				200.00	4200	49.65	<b>WTD. AVG. BASE</b>	150.00		
					200.00	6428	3.58				
<b>CARNELIAN</b>	85.00	0250	7.26		225.00	0010	.42	<b>SALVADOR</b>	150.00	0010	100.00
	120.00	6426	33.01	<b>WTD. AVG. BASE</b>	196.00			<b>WTD. AVG. BASE</b>	150.00		
	185.00	0010	59.73								
<b>WTD. AVG. BASE</b>	156.28			<b>ZINFANDEL</b>	70.00	0010	1.85	<b>ZINFANDEL</b>	150.00	0010	98.75
					135.00	0445	3.83		160.00	0010	1.25
<b>GAMAY (NAPA)</b>	90.00	0010	6.39		200.00	0445	3.93				
	220.00	0010	93.61		300.00	0010	16.71	<b>WTD. AVG. BASE</b>	150.13		
<b>WTD. AVG. BASE</b>	211.70				300.00	0045	39.76	<b>OTHER RED</b>	150.00	0010	100.00
					300.00	0445	.81				
<b>GRENACHE</b>	4.00 d/	1850	13.45		350.00	0445	24.15	<b>WTD. AVG. BASE</b>	150.00		
	4.50 d/	1850	5.29		375.00	0010	2.16				
	76.50	0010	.31	<b>WTD. AVG. BASE</b>	400.00	0445	6.81				
	85.00	0210	2.30								
	110.00	6400	6.54	<b>OTHER RED</b>	85.00	0010	23.38	<b>DISTRICT 16</b>			
	125.00	0010	.41		100.00	6847	29.91				
	130.00	0010	.12		109.06	0010	.73				
	130.00	6426	12.06		110.00	3083	45.98				
	140.00	6400	15.60	<b>WTD. AVG. BASE</b>	101.16						
	169.15	0010	3.58								
	175.00	0010	12.90								
	180.00	0010	2.37								
	190.00	0010	5.55								
	200.00	0010	19.50								
<b>WTD. AVG. BASE</b>	160.04 e/			<b>DISTRICT 15</b>				<b>BURGER</b>	130.00	0010	100.00
<b>MERLOT</b>	300.00	0010	100.00					<b>WTD. AVG. BASE</b>	130.00		
<b>WTD. AVG. BASE</b>	300.00			<b>TABLE GRAPES</b>				<b>CHARDONNAY</b>	500.00	1110	19.18
									550.00	1120	.98
<b>ROYALTY</b>	165.00	0210	40.81	<b>BLACK PRINCE/</b>	150.00	0010	100.00		550.00	5850	16.26
	195.00	6428	52.64	<b>ROSE OF PERU</b>					575.00	0250	33.75
	200.00	4200	6.54	<b>WTD. AVG. BASE</b>	150.00				600.00	0010	.01
<b>WTD. AVG. BASE</b>	183.08								600.00	1130	3.50
									600.00	1220	.62
									600.00	1470	1.94
<b>RUBIRED</b>	140.00	6400	10.51	<b>WINE GRAPES (WHITE)</b>					650.00	0010	.32
	165.00	0195	1.01						720.00	0010	3.39
	190.00	0010	4.53	<b>MALVASIA BIANCA</b>	150.00	0010	100.00		800.00	0990	1.47
	195.00	6428	2.87						800.00	1150	1.17
	200.00	0010	1.29	<b>WTD. AVG. BASE</b>	150.00				865.00	0010	2.57
	200.00	4200	30.00						900.00	0010	4.79
	200.00	6400	32.64						900.00	0710	5.65
	200.00	6428	6.62						1,050.00	0010	4.39
	210.00	6428	8.35								
	220.00	6428	1.87	<b>WINE GRAPES (RED)</b>				<b>WTD. AVG. BASE</b>	631.18		
	225.00	0190	.30	<b>ALICANTE</b>	150.00	0010	100.00	<b>CHENIN BLANC</b>	130.00	0010	45.49
<b>WTD. AVG. BASE</b>	194.03			<b>BOUSCHET</b>					150.00	0010	17.52
				<b>WTD. AVG. BASE</b>	150.00				300.00	0010	.12
<b>RUBY CABERNET</b>	4.00 d/	1850	6.33	<b>BARBERA</b>	150.00	0010	100.00		300.00	0740	4.20
	100.00	0250	9.94	<b>WTD. AVG. BASE</b>	150.00				350.00	0010	18.09
	100.00	4200	1.92						350.00	0710	13.09
	110.00	6400	4.77	<b>CABERNET</b>	550.00	1110	100.00		350.00	0940	1.48
	110.00	6426	.45	<b>SAUVIGNON</b>				<b>WTD. AVG. BASE</b>	212.72		
				<b>WTD. AVG. BASE</b>	550.00			<b>GREEN HUNGARIAN</b>	300.00	0010	100.00
								<b>WTD. AVG. BASE</b>	300.00		

(Continued)

Table 8.

**BASE PRICE PAID TO GROWERS FOR GRAPES CRUSHED, DELIVERED TO CALIFORNIA PROCESSORS,  
FROM THE 1990 CROP, WITH BRIX FACTORS AND PERCENT OF PURCHASED TONNAGE, BY TYPE,  
VARIETY, REPORTING DISTRICT WHERE GROWN, AND WEIGHTED AVERAGE BASE PRICE (Cont'd)**

Variety	Base Price	Brix Factors	Percent	Variety	Base Price	Brix Factors	Percent	Variety	Base Price	Brix Factors	Percent
	Dollars Per Ton	Code a/	b/		Dollars Per Ton	Code a/	b/		Dollars Per Ton	Code a/	b/
<b>DISTRICT 16 (Cont'd)</b>				<b>CABERNET SAUVIGNON (Cont'd)</b>	480.00	0250	3.48	<b>DISTRICT 17</b>			
<b>MUSCAT BLANC/</b>	130.00	0010	9.03		500.00	0685	1.16	<b>WINE GRAPES (WHITE)</b>			
<b>MUSCAT CANELLI</b>	200.00	0210	28.21		550.00	1130	17.34	<b>CHARDONNAY</b>	422.44	1130	7.43
	200.00	1090	1.74		600.00	0010	1.16		500.00	1130	32.09
	400.00	0010	2.00		600.00	1130	6.00		500.00	4890	2.90
	400.00	0740	18.23		800.00	1360	2.90		550.00	1110	8.58
	525.00	0010	2.17		840.00	0010	8.17		600.00	5115	2.97
	575.00	1130	13.11		850.00	8235	8.13		610.00	0010	2.96
	650.00	0010	5.99		900.00	1360	8.56		650.00	4890	2.84
	650.00	1110	19.53	WTD. AVG. BASE	553.09				700.00	0010	12.80
WTD. AVG. BASE	405.18			<b>CARIGNANE</b>	150.00	0010	100.00		717.00	7210	1.18
<b>PALOMINO/GOLDEN CHASSELAS</b>	130.00	0010	100.00	WTD. AVG. BASE	150.00				750.00	0010	13.87
WTD. AVG. BASE	130.00			<b>GAMAY (NAPA)</b>	400.00	0010	100.00	WTD. AVG. BASE	602.77	5043	12.37
<b>PINOT BLANC</b>	650.00	0710	100.00	WTD. AVG. BASE	400.00			<b>CHENIN BLANC</b>	5.00	d/ 1850	.51
WTD. AVG. BASE	650.00			<b>GAMAY BEAUJOLAIS</b>	450.00	0010	100.00		225.00	0740	3.70
<b>SAUVIGNON BLANC</b>	130.00	0010	34.19	WTD. AVG. BASE	450.00				250.00	0735	5.39
	200.00	0940	32.61	<b>GRENACHE</b>	250.00	1130	100.00		257.21	0010	7.72
	200.00	1200	4.72	WTD. AVG. BASE	250.00				275.00	0010	11.44
	200.00	1703	1.51	<b>MATARO/MOUVEDRE</b>	200.00	0010	87.60		282.93	0960	1.14
	400.00	1110	2.26	WTD. AVG. BASE	237.20				285.00	0010	4.84
	450.00	0010	.82	<b>MERLOT</b>	840.00	0010	21.93		290.00	0010	12.17
	525.00	0010	.84		850.00	1130	56.68		300.00	0010	1.00
	550.00	0010	10.15		900.00	1360	21.39		300.00	0694	1.80
	550.00	0710	6.20	WTD. AVG. BASE	268.02				300.00	0730	2.96
	576.00	0010	6.36	<b>PETITE SIRAH</b>	525.00	0010	100.00		300.00	0960	1.22
	650.00	0010	.33	WTD. AVG. BASE	858.50				300.00	2375	2.70
WTD. AVG. BASE	268.02			<b>RUBY CABERNET</b>	150.00	0010	100.00		300.00	2745	3.49
<b>SEMILLO</b>	450.00	1110	36.49	WTD. AVG. BASE	150.00				300.00	3217	11.21
	525.00	0010	63.51	<b>ZINFANDEL</b>	150.00	0010	51.85		300.00	4280	28.72
WTD. AVG. BASE	497.64				160.00	0010	4.20	WTD. AVG. BASE	286.16	e/	
<b>ST. EMILION (UGNI BLANC)</b>	130.00	0010	100.00		200.00	0010	4.20	<b>FRENCH COLOMBARD</b>	175.00	0010	21.89
WTD. AVG. BASE	130.00				200.00	0010	4.20		190.00	4286	38.22
<b>WHITE RIESLING</b>	300.00	0730	11.74		200.00	0480	12.51		200.00	4286	37.11
	300.00	1030	5.87		300.00	0630	2.68		240.00	3110	2.77
	450.00	0010	75.40		300.00	0685	1.75	WTD. AVG. BASE	191.82		
	525.00	0010	6.99		312.00	0730	1.50	<b>SAUVIGNON BLANC</b>	4.70	d/ 1850	16.03
WTD. AVG. BASE	428.82				315.00	0010	13.05		250.00	1110	3.60
<b>OTHER WHITE</b>	130.00	0010	100.00		350.00	0740	4.30		325.00	0010	1.53
WTD. AVG. BASE	130.00				450.00	0610	1.10		350.00	4098	23.41
					450.00	1380	1.14		400.00	1110	7.92
<b>WINE GRAPES (RED)</b>					450.00	1610	.35		400.00	1130	2.42
<b>CABERNET SAUVIGNON</b>	200.00	1130	1.36		525.00	0010	.14		400.00	4040	32.14
	300.00	6125	15.41		600.00	2641	1.22		449.05	0010	12.97
	400.00	1360	26.33	WTD. AVG. BASE	211.80			WTD. AVG. BASE	385.84	e/	
								<b>SEMILLO</b>	4.70	d/ 1850	47.66
									350.00	2420	52.34
								WTD. AVG. BASE	350.00	e/	

(Continued)

Table 8.

**BASE PRICE PAID TO GROWERS FOR GRAPES CRUSHED, DELIVERED TO CALIFORNIA PROCESSORS,  
FROM THE 1990 CROP, WITH BRIX FACTORS AND PERCENT OF PURCHASED TONNAGE, BY TYPE,  
VARIETY, REPORTING DISTRICT WHERE GROWN, AND WEIGHTED AVERAGE BASE PRICE (Cont'd)**

Variety	Base Price	Brix Factors	Percent	Variety	Base Price	Brix Factors	Percent	Variety	Base Price	Brix Factors	Percent
	Dollars Per Ton	Code a/	b/		Dollars Per Ton	Code a/	b/		Dollars Per Ton	Code a/	b/
				DISTRICT 17 (Cont'd)				CABERNET	625.00	1360	4.25
								SAUVIGNON	650.00	6160	44.47
								(Cont'd)			
SYMPHONY	250.00	0970	82.11	WTD. AVG. BASE	604.15			WTD. AVG. BASE	400.00	0010	100.00
	300.00	7117	17.89					ZINFANDEL	150.00	0010	10.09
WTD. AVG. BASE	258.95			GAMAY (NAPA)	250.00	1110	100.00		200.00	1150	.36
				WTD. AVG. BASE	250.00				350.00	0445	6.87
									384.00	0010	6.64
				WINE GRAPES (RED)					400.00	0010	36.09
									400.00	1110	4.73
CABERNET	500.00	6200	8.35	MERLOT	600.00	0010	44.81		400.00	2044	7.19
SAUVIGNON	550.00	1130	16.94		600.00	1130	30.92		500.00	1510	8.45
	550.00	6160	4.66		650.00	0010	8.67		550.00	0010	15.92
	600.00	0010	11.40		650.00	1130	15.61		650.00	0010	3.67
	600.00	1130	9.93	WTD. AVG. BASE	612.14						
									WTD. AVG. BASE	411.06	

a/ See code descriptions beginning on page 57.

b/ Percentage total by variety will not necessarily add to 100.00 due to rounding.

c/ Less than .005 percent.

d/ Price basis per degree Brix.

e/ Price per degree Brix not included in weighted average base price.

f/ All prices based on per degree Brix.

Table 8 - Supplement

## BRIX ADJUSTMENT FACTORS

The following Brix adjustment factors are on a per degree Brix basis and are normally calculated to a tenth of a degree, and are cumulative unless otherwise indicated. Most processors, however, indicate maximum and/or minimum Brix acceptance limits. Grapes testing above or below these limits may be subject to price renegotiation, acceptance for use other than for table wine, or rejection by the processors. Discounts for high sugar apply to both base price and bonus unless otherwise stated. There are factors other than Brix, such as material other than grapes (MOG), defects, weight loss in late harvest grapes, and sugar/acid ratios that affect grape prices. These were not considered in this presentation, unless otherwise stated, but were considered in arriving at weighted average prices. NOTE: Brix adjustment factors designated with an asterisk were added since release of the Preliminary Grape Crush Report, 1990 crop.

NO PREMIUM OR PENALTY	NO PREMIUM OR PENALTY (Cont'd)
0010 No max. or min.	0590 Acceptable limits 18-19°
0045 Min. acceptance 15.5°	0595 Acceptable limits 18-19.5°
0050 Min. acceptance 16°	0610 Acceptable limits 18-20°
0055 Min. acceptance 16.5°	0630 Acceptable limits 18-21°
0060 Min. acceptance 17°	0640 Acceptable limits 18-22°
0070 Min. acceptance 18°	0650 Acceptable limits 18-23°
0150 Min. acceptance 19°	0660 Acceptable limits 18-24°
0155 Min. acceptance 19.5°	0685 Acceptable limits 18.5-20°
0190 Min. acceptance 20°	0690 Acceptable limits 18.5-21°
0195 Min. acceptance 20.5°	0694 Acceptable limits 18.5-22.5°
0210 Min. acceptance 21°	0697 Acceptable limits 18.5-23°
0230 Min. acceptance 21.5°	0710 Acceptable limits 19-20°
0250 Min. acceptance 22°	0730 Acceptable limits 19-21°
0270 Min. acceptance 22.5°	0735 Acceptable limits 19-21.5°
0310 Min. acceptance 23°	0740 Acceptable limits 19-22°
0320 Min. acceptance 24°	0750 Acceptable limits 19-22.5°
0335 Min. acceptance 28°	0760 Acceptable limits 19-23°
0340 Min. acceptance 35°	0780 Acceptable limits 19-24°
0370 Max. acceptance 23°	0790 Acceptable limits 19-25°
0420 Acceptable limits 16-18°	0820 Acceptable limits 19.5-20.5°
0430 Acceptable limits 16-20°	0830 Acceptable limits 19.5-21.5°
0435 Acceptable limits 16-24°	0840 Acceptable limits 19.5-22°
0445 Acceptable limits 16.5-19.5°	0850 Acceptable limits 19.5-22.5°
0453 Acceptable limits 16.5-24.5°	0860 Acceptable limits 19.5-23°
0455 Acceptable limits 17-18.5°	0870 Acceptable limits 19.5-23.5°
0460 Acceptable limits 17-19°	0920 Acceptable limits 20-21°
0465 Acceptable limits 17-19.5°	0940 Acceptable limits 20-22°
0470 Acceptable limits 17-20°	0950 Acceptable limits 20-22.5°
0480 Acceptable limits 17-21°	0960 Acceptable limits 20-23°
0485 Acceptable limits 17-21.5°	0965 Acceptable limits 20-23.2°
0490 Acceptable limits 17-22°	0970 Acceptable limits 20-23.5°
0495 Acceptable limits 17-23.5°	0980 Acceptable limits 20-24°
0500 Acceptable limits 17-24°	0985 Acceptable limits 20-24.5°
0535 Acceptable limits 17.5-20°	0990 Acceptable limits 20-25°

Continued

Table 8 - Supplement

## BRIX ADJUSTMENT FACTORS (Cont'd)

## NO PREMIUM OR PENALTY (Cont'd)

0995 Acceptable limits 20-25.5°  
 1000 Acceptable limits 20-26°  
 1030 Acceptable limits 20.5-22°  
 1040 Acceptable limits 20.5-22.5°  
 1050 Acceptable limits 20.5-23°  
 1060 Acceptable limits 20.5-23.5°  
 1070 Acceptable limits 20.5-24°  
 1085 Acceptable limits 21-21.5°  
 1090 Acceptable limits 21-22°  
 1095 Acceptable limits 21-22.3°  
 1100 Acceptable limits 21-22.5°  
 1110 Acceptable limits 21-23°  
 1115 Acceptable limits 21-23.2°  
 1120 Acceptable limits 21-23.5°  
 1125 Acceptable limits 21-23.6°  
 1130 Acceptable limits 21-24°  
 1133 Acceptable limits 21-24.2°  
 1140 Acceptable limits 21-24.5°  
 1150 Acceptable limits 21-25°  
 1155 Acceptable limits 21-25.5°  
 1160 Acceptable limits 21-26°  
 1165 Acceptable limits 21-27°  
 1175 Acceptable limits 21.2-23°  
 1195 Acceptable limits 21.5-22.5°  
 1200 Acceptable limits 21.5-23°  
 1220 Acceptable limits 21.5-23.5°  
 1230 Acceptable limits 21.5-23.6°  
 1232 Acceptable limits 21.5-23.8°  
 1240 Acceptable limits 21.5-24°  
 1250 Acceptable limits 21.5-24.5°  
 1260 Acceptable limits 21.5-25°  
 1263 Acceptable limits 21.5-25.5°  
 1275 Acceptable limits 21.6-23°  
 1285 Acceptable limits 21.7-23.2°  
 1290 Acceptable limits 21.7-23.5°  
 1312 Acceptable limits 21.8-24°  
 1314 Acceptable limits 21.8-24.2°  
 1320 Acceptable limits 22-22.5°  
 1330 Acceptable limits 22-23°

## NO PREMIUM OR PENALTY (Cont'd)

1340 Acceptable limits 22-23.2°  
 1345 Acceptable limits 22-23.5°  
 1350 Acceptable limits 22-23.6°  
 1355 Acceptable limits 22-23.9°  
 1360 Acceptable limits 22-24°  
 1370 Acceptable limits 22-24.5°  
 1380 Acceptable limits 22-25°  
 1400 Acceptable limits 22-26°  
 1450 Acceptable limits 22.5-23°  
 1470 Acceptable limits 22.5-23.5°  
 1490 Acceptable limits 22.5-24°  
 1495 Acceptable limits 22.5-24.1°  
 1498 Acceptable limits 22.5-24.2°  
 1500 Acceptable limits 22.5-24.5°  
 1510 Acceptable limits 22.5-25°  
 1535 Acceptable limits 22.8-23.5°  
 1570 Acceptable limits 23-24°  
 1590 Acceptable limits 23-25°  
 1600 Acceptable limits 23-26°  
 1610 Acceptable limits 23-27°  
 1641 Acceptable limits 23.5-25°  
 1643 Acceptable limits 24-24.5°  
 1650 Acceptable limits 24-25°  
 1695 Acceptable limits 25-45°  
 1698 Acceptable limits 28-33°  
 1700 Acceptable limits 28-34°  
 1703 Acceptable limits 28-42°  
 1704 Acceptable limits 29-31°  
 1705 Acceptable limits 30-35°  
 1710 Acceptable limits 30-40°  
 1730 Acceptable limits 32-40°

## SPECIAL CLASS

1850 Per degree Brix

## 10-19° BRIX

1880 No premium; - 10% above

## 10-20° BRIX

1900 No premium; - 10% above

(Continued)

Table 8 - Supplement

## BRIX ADJUSTMENT FACTORS (Cont'd)

**10-21° BRIX**

1915 No premium; - 10% above

**10-22° BRIX**

1925 No premium; - 10% above

**14-17° BRIX**

1950 No premium; - 10% above or below

**15-19° BRIX**

1975 No premium; - 10% above or below

**16° BRIX**

1995 No premium; - 10%

2005 No premium; - 15% min. 15°

**16-19° BRIX**

2025 No premium; - 10% above or below, acceptable limits 15-20°

2027 No premium; - 20% above or below, acceptable limits 15-20°

**16.5-19.5° BRIX**

2043 No premium; - 10% below, min. acceptance 15.5°

2044 No premium; - 10% above or below, acceptable limits 15.5-20.5°

**17° BRIX**

2075 No premium; - 20% min. 16.5°

2080 No premium; - \$5.00 per degree

**17-19° BRIX**

2095 No premium; - 10% above or below

2105 No premium; - 10% above or below, acceptable limits 16-20°

2106 No premium; - 10% above or below, acceptable limits 16.5-19.5°

**17-20° BRIX**

2135 No premium; - 10% below, min. acceptance 16°

2137 No premium; - 10% above or below

2143 No premium; - 20% to 16.5°, - 60% below 16.5°; - 40% above 20°

**17-20.5° BRIX**

2146 No premium; - 15% to 16.5°, - 55% below 16.5°; - 40% above 20°

2147 No premium; - 20% to 16.5°, - 60% below 16.5°; - 40% above 20°

**17.5° BRIX**

\*2155 No premium; - 10% below

2160 No premium; - 10% to 16.5°

**18° BRIX**

2195 No premium; - 10% min. 16.5°

**18-20° BRIX**

2270 No premium; - 7% above or below

2290 No premium; - 10% below

2300 No premium; - 10% above or below

2330 No premium; - 10% above or below, acceptable limits 17.5-22°

2335 No premium; - 15% above or below, acceptable limits 17-21°

2340 No premium; - 15% above, acceptable limits 18-21°

2345 No premium; - 15% above, acceptable limits 18-22°

**18-20.5° BRIX**

2346 No premium; - 10% above or below

2347 No premium; - 15% to 17°, - 55% below 17°; - 40% above 20.5°

2348 No premium; - 20% to 17°, - 60% below 17°; - 40% above 20.5°

2349 No premium; - 20% above or below, acceptable limits 17-21.5°

**18-21° BRIX**

2360 No premium; - 15% above or below, acceptable limits 17-22°

**18-21.5° BRIX**

2363 No premium; - 10% above or below

**18-23° BRIX**

2370 No premium; - 20% above or below

2375 No premium; - 30% above or below

**18.5-20.5° BRIX**

2400 No premium; - 10% above or below, acceptable limits 17.5-21.5°

2410 No premium; - 10% above or below, acceptable limits 18-21°

2420 No premium; - 10% above or below, acceptable limits 18-21.5°

**19° BRIX**

2470 No premium; - 10%

2475 No premium; - 10% min. 16°

(Continued)

Table 8 - Supplement

## BRIX ADJUSTMENT FACTORS (Cont'd)

**19° BRIX (Cont'd)**

2480 No premium; - 10% min. acceptance 18°

2485 No premium; - \$5.00 per degree

**19-20° BRIX**

2495 No premium; - 7% above or below

2500 No premium; - 10% to min. 18°

**19-21° BRIX**

2530 No premium; - 10% below

2545 No premium; - 10% above or below

2550 No premium; - 10% above or below, acceptable limits 18-22°

2555 No premium; - 10% above or below, acceptable limits 18.5-21.5°

2570 No premium; - 15% above, acceptable limits 19-22°

2590 No premium; - 20% to 18°, - 60% below 18°; - 40% above 23°

**19-22.5° BRIX**

2630 No premium; - 15% above or below, acceptable limits 18-23.5°

**19-23° BRIX**

2641 No premium; - flat 15% below

**19-24° BRIX**

2642 No premium; - 10% below

**19.5° BRIX**

2645 No premium; - 10%

2647 No premium; - 10% min. 14°

2665 No premium; - 10% to 18.5°, - 15% below 18.5°

**19.5-20° BRIX**

2670 No premium; - 10% below

**19.5-21° BRIX**

2675 No premium; - 10% below

**19.5-21.5° BRIX**

2720 No premium; - 10% above or below, acceptable limits 18.5-23°

2735 No premium; - 15% above or below

2745 No premium; - 15% above or below, acceptable limits 18.5-22.5°

2750 No premium; - 15% above, acceptable limits 19.5-22.5°

**19.5-23° BRIX**

2840 No premium; - 10% above or below, acceptable limits 18.5-24°

**20° BRIX**

2870 No premium; - 5%

2875 No premium; - 5% to 19°, - 10% min. 18°

2890 No premium; - 10%

2895 No premium; - 10% min. 16°

2910 No premium; - 10% min. 18°

2920 No premium; - 10% min. 19°

2940 No premium; - 15%

2945 No premium; - 15% min. 18.5°

2950 No premium; - 15% min. 19°

3005 No premium; - \$5.00 per degree

**20-21° BRIX**

3033 No premium; - 10% below

**20-21.5° BRIX**

3065 No premium; - 20% above or below, acceptable limits 19-22.5°

**20-22° BRIX**

3080 No premium; - 7% above or below

3083 No premium; - 10% below

\*3090 No premium; - 10% above or below

3100 No premium; - 10% above or below, acceptable limits 18.5-23.5°

3110 No premium; - 10% above or below, acceptable limits 19-23°

3130 No premium; - 10% above or below, acceptable limits 19-24°

3135 No premium; - 10% above or below, acceptable limits 19.5-22.5°

3160 No premium; - 15% above or below, acceptable limits 19-23°

3162 No premium; - 15% above or below, acceptable limits 19.5-23°

**20-22.5° BRIX**

3184 No premium; - 15% to 19°, - 55% below 19°; - 40% above 22.5°

3185 No premium; - 20% to 19°, - 60% below 19°; - 40% above 22.5°

3186 No premium; - 20% to 19.5°, - 60% below 19.5°; - 40% above 22.5°

(Continued)



Table 8 - Supplement

## BRIX ADJUSTMENT FACTORS (Cont'd)

<b>20-23° BRIX</b>	<b>20.5-23° BRIX (Cont'd)</b>
3188 No premium; - 10% below	4115 No premium; - 20% above or below, acceptable limits 19.5-23.5°
3210 No premium; - 10% above or below	4120 No premium; - 20% above or below, acceptable limits 19.5-24°
3215 No premium; - 10% above or below, acceptable limits 19-24°	<b>21° BRIX</b>
3217 No premium; - 15% below	4200 No premium; - 5%
3222 No premium; - 20% to 19°, - 60% below 19°; - 40% above 23°	4210 No premium; - 10%
<b>20-24° BRIX</b>	4215 No premium; - 10% min. 16°
3270 No premium; - 10% below	4230 No premium; - 10% min. 18°
<b>20-25° BRIX</b>	4240 No premium; - 10% min. 19°
3290 No premium; - 10% above or below	4250 No premium; - 10% min. 20°
<b>20.5° BRIX</b>	4255 No premium; - 10% to 20°, - 15% below 20°
3300 No premium; - 10% min. 14°	4270 No premium; - 15%
3315 No premium; - \$5.00 per degree	4280 No premium; - 15% min. 19°
<b>20.5-21.5° BRIX</b>	4285 No premium; - 15% min. 19.5°
3380 No premium; - 10% above or below	4286 No premium; - 15% min. 20°
<b>20.5-22.5° BRIX</b>	4288 No premium; - \$5.00 per degree
4035 No premium; - 10% above or below, acceptable limits 19-23.5°	4292 + or - 10% max. 22.5°
4040 No premium; - 10% above or below, acceptable limits 19.5-23.5°	4294 + or - 10% max. 23°, min. 19°
4045 No premium; - 10% above or below, acceptable limits 19.5-24°	4350 + or - \$5.00 per degree
4050 No premium; - 10% above or below, acceptable limits 20-23°	4352 + or - \$5.00 per degree, acceptable limits 20.5-23°
4060 No premium; - 10% above, acceptable limits 20.5-23°	<b>21-22° BRIX</b>
4068 No premium; - 15% above or below, acceptable limits 19.5-23°	4390 No premium; - 2% per 1/10th degree max. 22.5°, - 2% per 1/10th degree to 20.5°; then load-by-load basis - 4% per 1/10 degree min. 19.5°. Loads accepted above 22.5° or below 19.5° price negotiated.
4070 No premium; - 15% above or below, acceptable limits 19.5-23.5°	4395 No premium; - 2% per 1/10th degree to 22.5°, then load-by-load basis - 4% per 1/10th degree max 23°, - 2% per 1/10th degree to 20.5°, then load-by-load basis - 4% per 1/10th degree min. 19.5°. Loads accepted above 23.0° or below 19.5° price negotiated.
4071 No premium; - 15% above or below, acceptable limits 20-23.5°	4400 No premium; - 10% below
4075 No premium; - 15% to 20°, - 55% below 20°; - 40% above 22.5°	4405 No premium; - 10% below, acceptable limits 20-22°
4081 No premium; - 20% above or below, acceptable limits 19.5-23.5°	4407 No premium; - 10% to min. 19°
4085 No premium; - 20% to 19.5°, - 60% below 19.5°; - 40% above 22.5°	4425 No premium; - 20% to 21°, - 60% below 21°; - 40% above 22°
<b>20.5-23° BRIX</b>	<b>21-22.5° BRIX</b>
4095 No premium; - 10% above or below, min. acceptance 19.5°	4480 No premium; - 20% to 21°, - 60% below 21°; - 40% above 22.5°
4096 No premium; - 10% above or below, acceptable limits 19.6-24°	<b>21-23° BRIX</b>
4098 No premium; - 15% below	4800 No premium; - 10% below
	4850 No premium; - 10% above or below

(Continued)

Table 8 - Supplement

## BRIX ADJUSTMENT FACTORS (Cont'd)

## 21-23° BRIX (Cont'd)

4855 No premium; - 10% above or below, acceptable limits  
19-24°

4890 No premium; - 10% above or below, acceptable limits  
20-24°

4975 No premium; - 10% above or below, acceptable limits  
20.5-23.5°

4976 No premium; - 15% below min. 19°

4978 No premium; - 15% above or below

4980 No premium; - 15% above or below, acceptable limits  
20-24°

4990 No premium; - 15% to 20°, - 55% below 20°; - 40% above  
23°

5000 No premium; - 20% to 19°, - 60% below 19°; - 40% above  
23°

5006 No premium; - 20% to 20°. - 60% below 20°; - 40% above  
23°

5012 + or - 10% max. 24°, min. 20°

5015 + or - \$5.00 per degree

## 21-23.5° BRIX

5040 No premium; - 10% above or below, acceptable limits  
20-24.5°

5043 No premium; - 15% below

5045 No premium; - 15% above or below, acceptable limits  
20-24.5°

5047 No premium; - 20% to 20°, - 60% below 20°; - 40% above  
23.5°

5050 No premium; - 20% above or below, acceptable limits  
20-24.5°

## 21-24° BRIX

5090 No premium; - 10% below

5095 No premium; - 10% below, min. acceptance 20°

5110 No premium; - 10% above or below, acceptable limits  
19-25°

5115 No premium; - 10% above or below, acceptable limits  
20-25°

5152 No premium; - 20% to 20°, - 60% below 20°; - 40% above  
24°

5153 No premium; - 20% to 20.5°, - 60% below 20.5°; - 40%  
above 24°

## 21-24.5° BRIX

5156 No premium; - 20% to 20°, - 60% below 20°; - 40% above  
24.5°

5160 No premium; - 55% below 21°; - 40% above 24.5°

## 21-25° BRIX

5195 No premium; - 10% above or below

## 21-25° BRIX (Cont'd)

5200 No premium; - 15% above or below

## 21.5° BRIX

5812 No premium; - 10% min. 16°

5815 No premium; - 15% below

5817 No premium; - 30% below

## 21.5-22° BRIX

5850 No premium; - 10% below

## 21.5-22.5° BRIX

5875 No premium; - 10% above or below

5880 No premium; - 10% above or below, acceptable limits  
20.5-23.5°

5885 No premium; - 20% above or below, acceptable limits  
20.5-23.5°

## 21.5-23° BRIX

6080 No premium; - 10% above or below

6100 No premium; - 10% above or below, acceptable limits  
20.5-24°

6105 No premium; - 20% to 20°, - 60% below 20°; - 40% above  
23°

6110 No premium; - 15% above or below, acceptable limits  
20.5-24°

## 21.5-23.5° BRIX

6125 No premium; - 10% below

6150 No premium; - 10% above or below, acceptable limits  
20-24°

6160 No premium; - 10% above or below, acceptable limits  
20.5-24°

6170 No premium; - 10% above or below, acceptable limits  
20.5-24.5°

6180 No premium; - 10% above or below, acceptable limits  
21-24°

6200 No premium; - 15% above or below, acceptable limits  
20.5-24.5°

6208 No premium; - 20% above or below

6220 No premium; - 20% above or below, acceptable limits  
20.5-24.5°

6230 + flat 20% above 23.5°

## 21.5-24° BRIX

6270 No premium; - 10% below, acceptable limits 20.5-24°

6280 No premium; - 10% above or below, acceptable limits  
20.5-25°

6285 No premium; - 15% below

(Continued)

Table 8 - Supplement

## BRIX ADJUSTMENT FACTORS (Cont'd)

## 21.5-24° BRIX (Cont'd)

6287 No premium; - 15% above or below, acceptable limits 21-24.5°

6300 No premium; - 20% above or below, acceptable limits 20.5-25°

6310 No premium; - 30% above or below, acceptable limits 20-25°

## 21.5-24.5° BRIX

6345 No premium; - 15% above or below, acceptable limits 20.5-25°

## 21.5-25° BRIX

6355 No premium; - 10% above or below

## 21.8° BRIX

6365 No premium; - 10% min. 16°

6370 No premium; - 10% min. 20°

## 21.8-23.5° BRIX

6374 No premium; - 10% min. 20°

6375 No premium; - 10% min. 20.8°

## 22° BRIX

6400 No premium; - 10%

6405 No premium; - 10% min. 16°

6410 No premium; - 10% min. 21°

6413 No premium; - 10% to 21°, - 15% below 21°

6417 No premium; - 15%

6420 No premium; - 15% min. 21°

6426 No premium; - \$5.00 per degree

6427 No premium; - flat \$50.00 per ton below 22°

6428 No premium; - \$10.00 per degree

6430 + 1.5% above 22°

6450 + or - 10% max. 23°

6460 + or - 10% max. 23°, min. 21°, acceptable limits 21-24°

6465 + or - 10% max. 23.5°

6472 + or - 10% max. 23.5°, min. 20°, acceptable limits 20-25°

6475 + or - 10% max. 24°

6490 + or - 10% max. 24°, min. 20°

6492 + or - 10% max. 24° (+ flat 10% between 22-24°), min. 20°

6500 + or - 10% max. 24°, min. 21°

## 22° BRIX (Cont'd)

\*6600 + or - 15% max. 23°, min. 21°

6635 + or - 15% max. 23°, min. 21°, acceptable limits 21-24°

6655 + or - \$5.00 per degree

## 22-23° BRIX

6840 No premium; - 2% per 1/10th degree to 23.5°, then load-by-load basis - 4% per 1/10th degree max. 24°; - 2% per 1/10th degree min. 21.5°. Loads accepted above 24° or below 21.5° price negotiated.

6845 No premium; - 2% per 1/10th degree to 23.5°, then load-by-load basis - 4% per 1/10th degree max. 24°, - 2% per 1/10th degree min. 21.5°, then load-by-load basis - 4% per 1/10th degree min. 21°. Loads accepted above 24° or below 21° price negotiated

6847 No premium; - 10% below

6860 No premium; - 10% above or below

6865 No premium; - 10% above or below, acceptable limits 21-24°

6880 No premium; - 20% above or below, acceptable limits 21-24°

## 22-23.5° BRIX

6940 No premium; - 5% above or below

6947 No premium; - 10% below

6950 No premium; - 10% above or below

6960 No premium; - 10% above or below, acceptable limits 21-24.5°

6965 No premium; - 10% above or below, acceptable limits 21.5-24°

6971 No premium; - 15% below, acceptable limits 21-23.5°

6972 No premium; - 15% below, acceptable limits 21.5-23.5°

6973 No premium; - 15% to 21°, - 55% below 21°; - 40% above 23.5°

6974 No premium; - 15% above or below

7000 No premium; - 15% above or below, acceptable limits 21-24.5°

7003 No premium; - 20% to 21°, - 60% below 21°; - 40% above 23.5°

7005 No premium; - 20% above or below

7006 No premium; - 20% above or below, acceptable limits 20-24.5°

7007 No premium; - 20% above or below, acceptable limits 21-24.5°

7009 No premium; - 30% above or below

7023 (+ flat 10% within range), base price above or below, acceptable limits 21-24°

7035 No premium; - 30% above or below, acceptable limits 20-25.5°

(Continued)

Table 8 - Supplement

## BRIX ADJUSTMENT FACTORS (Cont'd)

## 22-24° BRIX

7050 No premium; - 10% below  
 7060 No premium; - 10% below, acceptable limits 21-24°  
 7065 No premium; - 10% above or below  
 7070 No premium; - 10% above or below, acceptable limits 21-24.5°  
 7075 No premium; - 10% above or below, acceptable limits 21-25°  
 7080 No premium; - 10% above or below, acceptable limits 21.5-24.5°  
 7087 No premium; - 10% to 24.5°, - 20% to 25°, - 30% above 25°; - 10% to 21.6°, - 20% to 21.1°, - 30% below 21.1°  
 7095 No premium; - 15% above or below  
 7116 No premium; - 15% above or below, acceptable limits 21-24.5°  
 7117 No premium; - 15% above or below, acceptable limits 21-25°  
 7118 No premium; - 15% above or below, acceptable limits 21.5-24.5°  
 7133 No premium; - 20% above or below, acceptable limits 21-24.5°  
 7136 No premium; - 20% to 20.5°, - 60% below 20.5°; - 40% above 24°  
 7137 No premium; - 20% to 21°, - 60% below 21°; - 40% above 24°  
 7138 No premium; - 20% to 21.5°, - 60% below 21.5°; - 40% above 24°  
 7139 No premium; - \$200.00 below 22°  
 7140 No premium; - 60% below 22°; - 40% above 24°  
 7142 No premium; - 30% above or below, acceptable limits 20-25°  
 7145 + 10% to 24°, - 10% to 21°  
 7150 (+ flat 10% within range), - 5% above or below  
 7155 (+ flat 10% within range), - 10% above or below

## 22-24.5° BRIX

7161 No premium; - 10% below, min. 21°  
 7163 No premium; - 10% above or below  
 7175 No premium; - 15% min. 21°  
 7181 No premium; - 20% to 21°, - 60% below 21°; - 40% above 24.5°  
 7182 No premium; - 20% to 21.5°, - 60% below 21.5°; - 40% above 24.5°  
 7185 No premium; - 20% min. 20.5°

## 22-25° BRIX

7205 No premium; - 10% below  
 7210 No premium; - 10% below, min. acceptance 21°

## 22-25° BRIX (Cont'd)

7212 No premium; - 10% above or below, acceptable limits 20-26.5°  
 7215 No premium; - 20% to 20°, - 60% below 20°; - 40% above 5°  
 7220 No premium; - 20% to 21°, - 60% below 21°, - 40% above 25°  
 7225 No premium; - 20% to 21.5°, - 60% below 21.5°; - 40% above 25°

## 22.1-23.5° BRIX

7310 No premium; - 20% above or below, acceptable limits 22.1-24.1°  
 7315 No premium; - 20% above or below, acceptable limits 22.1-24.2°

## 22.2° BRIX

7330 No premium; - 10% min. 16°

## 22.2-23.7° BRIX

7360 (+ flat 10% within range), base price above or below, acceptable limits 21.5-24.5°

## 22.3° BRIX

7380 No premium; - 10% min. 16°

## 22.5° BRIX

7390 No premium; - 1% min. acceptance 16°  
 7400 No premium; - 10% min. acceptance 16°  
 7520 + or - \$5.00 per degree

## 22.5-23° BRIX

7542 No premium; - 10% above or below  
 7544 + or - \$5.00 per degree

## 22.5-23.2° BRIX

7560 + \$100.00 per degree above 23.2°, max. 24.5°, acceptable limits 22.5-25°

## 22.5-23.5° BRIX

7590 No premium; - 2% per 1/10th degree to 24°, then load-by-load basis - 4% per 1/10th degree max. 24.5°; - 1% per 1/10th degree to 22°, then load-by-load basis - 4% per 1/10th degree min. 21.5°. Loads accepted above 24.5° or below 21.5° price negotiated.  
 7593 No premium; - 10% above or below, acceptable limits 21-24°  
 7597 No premium; - 10% above or below, acceptable limits 22-24°  
 7600 No premium; - 10% above, - 15% below  
 7635 (+ flat 10% within range, max. \$100.00), base price above or below, acceptable limits 21.5-24.5°

(Continued)

**22.5-24° BRIX**

- 7680 No premium; - 10% above or below
- 7690 No premium; - 10% above or below, acceptable limits 22-25°
- 7695 No premium; - 10% above or below, acceptable limits 22.5-24.1°
- 7708 No premium; - 15% to 22°, - 55% below 22°; - 40% above 24°
- 7710 No premium; - 20% to 22°, - 60% below 22°; - 40% above 24°
- 7715 No premium; - 20% above or below, acceptable limits 21.5-25°
- 7717 No premium; - 20% above or below, acceptable limits 23.5-25°
- 7730 (+ flat 10% within range), base price above or below, acceptable limits 21-24.5°
- 7735 (+ flat 10% within range), base price above or below, acceptable limits 21.5-24.5°

**22.5-24.5° BRIX**

- 7795 No premium; - 10% above or below, acceptable limits 21-25.5°
- 7796 No premium; - 10% above or below, acceptable limits 21.5-26°
- 7800 No premium; - 15% above or below
- 7810 No premium; - 20% to 22°, - 40% below 22°, - 40% above 24.5°
- 7812 No premium; - 20% to 21.5°, - 60% below 21.5°; - 40% above 24.5°
- 7813 No premium; - 20% to 22°, - 60% below 22°; - 40% above 24.5°
- 7815 No premium; - 60% below 22°; - 40% above 24°

**22.6° BRIX**

- 7835 No premium; - 10% min. 16°

**22.8° BRIX**

- 7875 No premium; - 10% min. 16°

**23° BRIX**

- 7910 No premium; - 10% min. 16°
- 7920 No premium; - 10% min. 21.5°, acceptable limits 21.5-24.2°
- 7950 + 20% to 24°; - 10% to 22°

**23-24° BRIX**

- 8080 No premium; - 20% to 22.5°, - 60% below 22.5°; - 40% above 24°

**23-24.5° BRIX**

- 8100 + 10% above 24.5°, - 10% min. 22°, acceptable limits 21-25°

**23-24.8° BRIX**

- 8212 No premium; - 20% to 22.5°, - 60% below 22.5°; - 40% above 24.8°

**23-25° BRIX**

- 8214 No premium; - 15% above or below, acceptable limits 22-25.5°

**23-25.5° BRIX**

- 8223 No premium; - 20% to 22.5°, - 60% below 22.5°; - 40% above 25.5°

**23-26° BRIX**

- 8225 No premium; - 15% above or below

**23.5° BRIX**

- 8235 + or - 10% max. 24°, min. 22°

**TABLE 9: TONS OF GRAPES CRUSHED TO GROWERS' ACCOUNTS BY CALIFORNIA PROCESSORS FROM THE 1990 CROP TYPE, VARIETY, AND REPORTING DISTRICT WHERE GROWN, WITH COMPARISONS**

Type & Variety	1	2	3	4	5	6	7	8	9	10
	----- Tons -----									
<b>RAISIN GRAPES:</b>										
Muscats Alexandria	.0	.0	.0	.0	.0	.0	.0	.0	.0	.0
Thompson Seedless	.0	.0	.0	.0	.0	.0	.0	.0	.0	.0
<b>TOTAL RAISIN</b>	.0	.0	.0	.0	.0	.0	.0	.0	.0	.0
<b>TABLE GRAPES:</b>										
Flame Seedless	.0	.0	.0	.0	.0	.0	.0	.0	.0	.0
Flame Tokay	.0	.0	.0	.0	.0	.0	.0	.0	.0	.0
<b>TOTAL TABLE</b>	.0	.0	.0	.0	.0	.0	.0	.0	.0	.0
<b>WINE GRAPES (WHITE):</b>										
Burger	0.0	0.0	0.0	0.0	0.0	.0	.0	.0	.0	.0
Chardonnay	485.0	47.0	398.7	560.7	0.0	6.4	1,320.0	238.2	0.0	195.6
Chenin Blanc	64.5	0.0	0.0	27.7	0.0	0.0	298.8	0.0	1.0	0.0
French Colombard	0.0	0.0	0.0	0.0	0.0	0.0	258.2	0.0	9.5	1.5
Gewurztraminer	0.0	0.0	0.0	0.0	0.0	0.0	30.8	0.0	0.0	0.0
Malvasia Bianca	0.0	0.0	0.0	0.0	0.0	0.0	0.0	0.0	0.0	0.0
Muscat Blanc/M Canelli	0.0	0.0	0.0	33.6	0.0	0.0	3.0	10.2	0.0	0.0
Pinot Blanc	0.0	0.0	0.0	9.8	0.0	12.9	132.6	4.5	0.0	10.0
Sauvignon Blanc	101.4	62.8	53.4	70.8	0.0	0.0	12.8	26.6	0.0	52.4
Semillon	0.0	0.2	0.0	0.3	0.0	0.0	11.3	0.0	0.0	23.9
St. Emilion (Ugni Blanc)	0.0	0.0	0.0	0.0	0.0	0.0	0.0	0.0	0.0	0.0
Symphony	0.0	0.0	0.0	0.0	7.0	0.0	0.0	0.0	4.0	0.0
White Riesling	0.0	0.4	1.0	0.0	0.0	0.0	35.5	61.0	0.0	4.0
Other White A/	0.0	0.0	0.0	0.0	0.0	0.0	513.7	0.0	0.0	3.5
<b>TOTAL WHITE</b>	650.9	110.4	453.1	702.9	7.0	19.3	2,616.7	340.5	14.5	290.9
<b>WINE GRAPES (RED):</b>										
Alicante Bouschet	0.0	0.0	0.0	0.0	0.0	0.0	0.0	0.0	0.0	0.0
Cabernet Franc	0.0	0.0	74.9	20.3	0.0	0.4	0.0	0.0	0.0	2.0
Cabernet Sauvignon	145.9	0.0	85.1	317.9	0.0	0.6	171.0	317.7	49.9	91.0
Carignane	29.7	0.0	17.0	0.0	0.0	65.0	0.0	0.0	0.0	0.0
Early Burgundy	0.0	0.0	0.0	0.0	0.0	0.0	110.2	0.0	0.0	0.0
Gamay (Napa)	0.0	0.0	0.0	0.0	0.0	0.0	0.0	0.0	0.0	0.0
Gamay Beaujolais	0.0	0.0	0.0	124.8	0.0	0.0	0.0	0.0	0.0	0.0
Merlot	0.0	0.0	8.2	122.3	0.0	0.0	30.3	20.7	3.7	11.9
Meunier	0.0	0.0	4.8	0.0	0.0	0.0	0.0	0.0	0.0	0.0
Mission	0.0	0.0	0.0	0.0	0.0	0.0	0.0	0.0	0.0	0.0
Muscat Hamburg	0.0	0.0	0.0	0.0	0.0	0.0	37.8	0.0	0.0	0.0
Petite Sirah	0.0	0.0	1.4	0.0	0.0	0.0	22.5	0.0	0.0	0.0
Petite Verdot	0.0	0.0	0.0	0.1	0.0	0.0	0.0	0.0	0.0	0.0
Pinot Noir	1.1	0.0	399.8	98.5	0.0	54.8	125.5	151.7	0.0	1.5
Royalty	0.0	0.0	0.0	0.0	0.0	0.0	0.0	0.0	0.0	0.0
Rubired	0.0	0.0	0.0	0.0	0.0	0.0	0.0	0.0	0.0	0.0
Ruby Cabernet	0.0	0.0	0.0	4.0	0.0	0.0	0.0	0.0	5.7	0.0
Sangiovese/Sangiovese	0.0	0.0	0.0	0.0	0.0	0.0	0.0	0.0	0.0	1.8
Syrah/French Syrah-Shiraz	0.0	0.0	0.0	0.0	0.0	0.0	0.0	0.0	0.0	0.0
Valdepenas	0.0	0.0	0.0	0.0	0.0	0.0	0.0	0.0	0.0	0.0
Zinfandel	55.3	0.0	21.0	27.0	0.0	0.0	184.0	107.7	20.0	40.4
Other Red A/	0.0	0.0	1.3	0.0	0.0	0.0	0.0	0.0	0.0	0.0
<b>TOTAL RED</b>	232.0	0.0	613.5	714.9	0.0	120.8	681.3	597.8	79.3	148.6
<b>TOTAL WINE</b>	882.9	110.4	1,066.6	1,417.8	7.0	140.1	3,298.0	938.3	93.8	439.5
<b>TOTAL ALL VARIETIES</b>	882.9	110.4	1,066.6	1,417.8	7.0	140.1	3,298.0	938.3	93.8	439.5

**TABLE 9: TONS OF GRAPES CRUSHED TO GROWERS' ACCOUNTS BY CALIFORNIA PROCESSORS FROM THE 1990 CROP BY TYPE, VARIETY, AND REPORTING DISTRICT WHERE GROWN, WITH COMPARISONS (CONT'D)**

Type & Variety	11	12	13	14	15	16	17	1990 State Total	1989 State Total
	----- Tons -----								
<b>RAISIN GRAPES:</b>									
Muscats Alexandria	0.0	0.0	0.0	0.0	0.0	0.0	0.0	0.0	286.5
Thompson Seedless	0.0	0.0	0.0	0.0	0.0	0.0	0.0	0.0	707.2
<b>TOTAL RAISIN</b>	<b>0.0</b>	<b>0.0</b>	<b>0.0</b>	<b>0.0</b>	<b>0.0</b>	<b>0.0</b>	<b>0.0</b>	<b>0.0</b>	<b>993.7</b>
<b>TABLE GRAPES:</b>									
Flame Seedless	0.0	0.0	0.0	0.0	0.0	0.0	0.0	0.0	21.2
Flame Tokay	34.3	0.0	0.0	0.0	0.0	0.0	0.0	34.3	1,206.4
<b>TOTAL TABLE</b>	<b>34.3</b>	<b>0.0</b>	<b>0.0</b>	<b>0.0</b>	<b>0.0</b>	<b>0.0</b>	<b>0.0</b>	<b>34.3</b>	<b>1,227.6</b>
<b>WINE GRAPES (WHITE):</b>									
Burger	0.0	0.0	0.0	0.0	0.0	0.0	0.0	0.0	1,231.7
Chardonnay	313.8	0.0	0.0	0.0	0.0	0.0	0.0	3,565.4	5,397.2
Chenin Blanc	0.0	210.3	0.0	1,305.2	0.0	0.0	56.2	1,963.7	1,363.4
French Colombard	7.0	420.2	0.0	0.0	0.0	0.0	0.0	696.4	363.4
Gewurztraminer	0.0	0.0	0.0	0.0	0.0	0.0	0.0	30.8	316.0
Malvasia Bianca	0.0	0.0	0.0	0.0	0.0	0.0	0.0	0.0	300.9
Muscat Blanc/M Canelli	0.0	0.0	177.2	0.0	0.0	0.0	0.0	224.0	11.0
Pinot Blanc	0.0	0.0	0.0	0.0	0.0	0.0	0.0	169.8	0.0
Sauvignon Blanc	620.0	0.0	0.0	0.0	0.0	0.0	0.0	1,000.2	3,596.4
Semillon	0.0	0.0	0.0	0.0	0.0	0.0	0.0	35.7	66.0
St. Emilion (Ugni Blanc)	0.0	0.0	0.0	0.0	0.0	0.0	0.0	0.0	29.5
Symphony	0.0	0.0	0.0	0.0	0.0	0.0	0.0	11.0	26.6
White Riesling	45.0	0.0	0.0	0.0	0.0	21.3	0.0	168.2	775.1
Other White A/	20.6	0.0	0.0	0.0	0.0	0.0	0.0	537.8	0.0
<b>TOTAL WHITE</b>	<b>1,006.4</b>	<b>630.5</b>	<b>177.2</b>	<b>1,305.2</b>	<b>0.0</b>	<b>21.3</b>	<b>56.2</b>	<b>8,403.0</b>	<b>13,477.2</b>
<b>WINE GRAPES (RED):</b>									
Alicante Bouschet	0.0	0.0	297.7	0.0	0.0	0.0	0.0	297.7	0.0
Cabernet Franc	0.0	0.0	0.0	0.0	0.0	0.0	0.0	97.6	93.9
Cabernet Sauvignon	65.3	137.6	651.7	2,116.6	0.0	0.0	0.0	4,150.3	2,331.6
Carignane	95.5	34.2	0.0	0.0	0.0	0.0	0.0	241.4	72.7
Early Burgundy	0.0	0.0	0.0	0.0	0.0	0.0	0.0	110.2	0.0
Gamay (Napa)	0.0	0.0	0.0	0.0	0.0	0.0	0.0	0.0	1,001.2
Gamay Beaujolais	0.0	0.0	0.0	0.0	0.0	0.0	0.0	124.8	0.0
Merlot	0.0	0.0	0.0	0.0	0.0	0.0	0.0	197.1	420.7
Meunier	0.0	0.0	0.0	0.0	0.0	0.0	0.0	4.8	7.9
Mission	0.0	0.0	0.0	0.0	0.0	0.0	0.0	0.0	436.3
Muscat Hamburg	0.0	0.0	0.0	0.0	0.0	0.0	0.0	37.8	36.0
Petite Sirah	0.0	0.0	0.0	0.0	0.0	0.0	0.0	23.9	574.4
Petite Verdot	0.0	0.0	0.0	0.0	0.0	0.0	0.0	0.1	1.1
Pinot Noir	0.0	0.0	0.0	0.0	0.0	0.0	0.0	832.9	881.5
Royalty	0.0	0.0	0.0	0.0	0.0	0.0	0.0	0.0	211.7
Rubired	27.8	0.0	0.0	0.0	0.0	0.0	18.6	46.4	0.0
Ruby Cabernet	0.0	0.0	0.0	0.0	0.0	0.0	0.0	9.7	27.2
Sangiovese/Sangiovese	0.0	0.0	0.0	0.0	0.0	0.0	0.0	1.8	0.0
Syrah/French Syrah-Shiraz	0.0	0.0	0.0	0.0	0.0	0.0	0.0	0.0	1.1
Valdepenas	0.0	0.0	0.0	0.0	0.0	0.0	0.0	0.0	39.9
Zinfandel	1,593.0	145.7	0.0	0.0	0.0	0.0	0.0	2,194.1	5,277.2
Other Red A/	0.0	23.6	0.0	0.0	0.0	0.0	0.0	24.9	24.0
<b>TOTAL RED</b>	<b>1,781.6</b>	<b>341.1</b>	<b>949.4</b>	<b>2,116.6</b>	<b>0.0</b>	<b>0.0</b>	<b>18.6</b>	<b>8,395.5</b>	<b>11,438.4</b>
<b>TOTAL WINE</b>	<b>2,788.0</b>	<b>971.6</b>	<b>1,126.6</b>	<b>3,421.8</b>	<b>0.0</b>	<b>21.3</b>	<b>74.8</b>	<b>16,798.5</b>	<b>24,915.6</b>
<b>TOTAL ALL VARIETIES</b>	<b>2,822.3</b>	<b>971.6</b>	<b>1,126.6</b>	<b>3,421.8</b>	<b>0.0</b>	<b>21.3</b>	<b>74.8</b>	<b>16,832.8</b>	<b>27,136.9</b>

A/ OTHER CATEGORIES INCLUDE MINOR VARIETIES AS WELL A MIXED VARIETIES.

