

# CALIFORNIA GRAPE CRUSH

FINAL REPORT

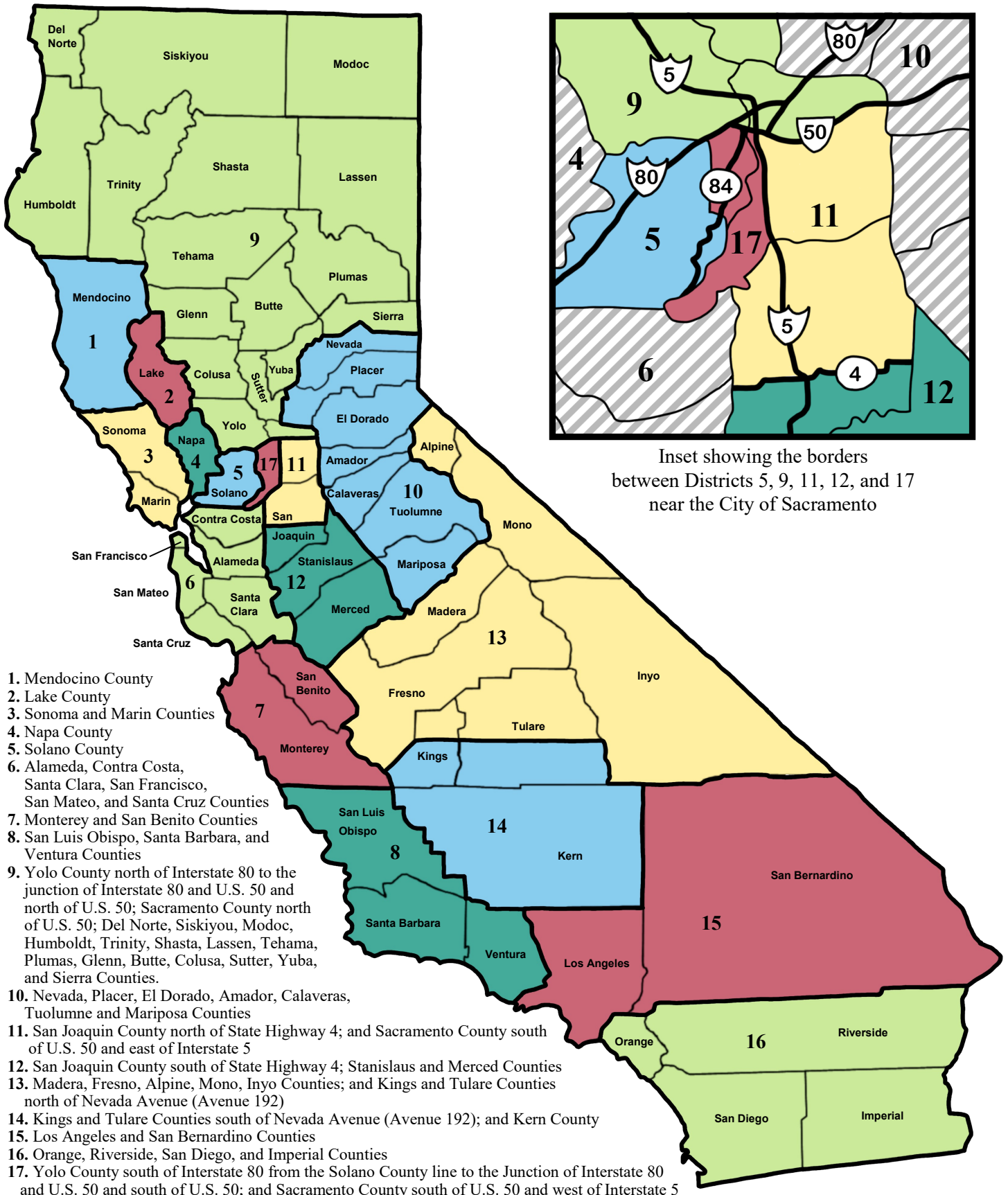
MARCH 8, 2024



2023

CALIFORNIA DEPARTMENT OF FOOD AND AGRICULTURE

# MAP AND DEFINITIONS OF CALIFORNIA GRAPE PRICING DISTRICTS



Inset showing the borders between Districts 5, 9, 11, 12, and 17 near the City of Sacramento

1. Mendocino County
2. Lake County
3. Sonoma and Marin Counties
4. Napa County
5. Solano County
6. Alameda, Contra Costa, Santa Clara, San Francisco, San Mateo, and Santa Cruz Counties
7. Monterey and San Benito Counties
8. San Luis Obispo, Santa Barbara, and Ventura Counties
9. Yolo County north of Interstate 80 to the junction of Interstate 80 and U.S. 50 and north of U.S. 50; Sacramento County north of U.S. 50; Del Norte, Siskiyou, Modoc, Humboldt, Trinity, Shasta, Lassen, Tehama, Plumas, Glenn, Butte, Colusa, Sutter, Yuba, and Sierra Counties.
10. Nevada, Placer, El Dorado, Amador, Calaveras, Tuolumne and Mariposa Counties
11. San Joaquin County north of State Highway 4; and Sacramento County south of U.S. 50 and east of Interstate 5
12. San Joaquin County south of State Highway 4; Stanislaus and Merced Counties
13. Madera, Fresno, Alpine, Mono, Inyo Counties; and Kings and Tulare Counties north of Nevada Avenue (Avenue 192)
14. Kings and Tulare Counties south of Nevada Avenue (Avenue 192); and Kern County
15. Los Angeles and San Bernardino Counties
16. Orange, Riverside, San Diego, and Imperial Counties
17. Yolo County south of Interstate 80 from the Solano County line to the Junction of Interstate 80 and U.S. 50 and south of U.S. 50; and Sacramento County south of U.S. 50 and west of Interstate 5

## TABLE OF CONTENTS

GRAPE CRUSH REPORT OVERVIEW .....	5
EXPLANATION OF TABLES .....	8
TABLE 1: State totals of grapes for crushing by type and variety, weighted average degrees Brix, and weighted average dollars per ton, 2022-23 .....	10
TABLE 2: Tons of grapes crushed by California processors from the 2023 crop by type, variety, and reporting district where grown, with comparisons .....	12
TABLE 3: Weighted average degrees Brix for all grapes crushed by California processors from the 2023 crop by type, variety, and reporting district where grown, with comparisons.....	16
TABLE 4: Tons of grapes purchased for wine, concentrate, juice, vinegar, and beverage brandy, by California processors from the 2023 crop by type, variety, and reporting district where grown, with comparisons.....	18
TABLE 5: Weighted average degrees Brix for all grapes purchased for wine, concentrate, juice, vinegar, and beverage brandy, by California processors from the 2023 crop by type, variety, and reporting district where grown, with comparisons.....	22
TABLE 6: Weighted average grower returns per ton, delivered basis, purchased for wine, concentrate, juice, vinegar, and beverage brandy, by California processors from the 2023 crop by type, variety, and reporting district where grown, with comparisons .....	24
TABLE 7: Tons of grapes purchased by California processors as distilling material other than beverage brandy from the 2023 crop by type and variety, with comparisons.....	28
TABLE 8: Base price paid to growers for grapes crushed and delivered to California processors, from the 2023 crop, with Brix factors and purchased tonnage, by type, variety, reporting district where grown, and weighted average base price.....	29
Supplement: 2023 Brix Adjustment Factors .....	155
TABLE 9: Tons of grapes crushed to growers' accounts by California processors from the 2023 crop by type, variety, and reporting district where grown, with comparisons. ....	158
TABLE 10: Weighted average grower returns per ton, delivered basis, non-related purchase for wine, concentrate, juice, vinegar, and beverage brandy, by California processors from the 2023 crop by type, variety, and reporting district where grown, with comparisons.....	160

---

### COMPILED AND PUBLISHED BY:

California Department of Food and Agriculture

in cooperation with

USDA National Agricultural Statistics Service

Pacific Regional Office

650 Capitol Mall, Suite 6-100

Sacramento, CA 95814

(916) 738-6569 --- [GrapeCrushTeam@usda.gov](mailto:GrapeCrushTeam@usda.gov)

[nass.usda.gov/ca](http://nass.usda.gov/ca) --- [cdfa.ca.gov/mkt/grapecrush](http://cdfa.ca.gov/mkt/grapecrush)

*All photos by Sav Moore*

March 8, 2024



# THANK YOU GROWERS AND VINTNERS

The Pacific Regional Office of USDA National Agricultural Statistics Service (NASS) and the California Department of Food and Agriculture (CDFA) appreciate the timely reporting by the State's vintners in the preparation of the *2023 Grape Crush Report*.

NASS and CDFA also conduct an annual acreage survey in partnership with California grape growers. The *Grape Acreage Report* contains information on new plantings and removals of grapes.

The *2023 Grape Crush Report* and *Grape Acreage Report* are available on the NASS website at:

**[nass.usda.gov/ca](https://nass.usda.gov/ca)**





## GRAPE CRUSH REPORT OVERVIEW

Information contained in this Report was supplied by processors to fulfill the reporting requirements of Section 55601.5 of the Food and Agricultural Code.

The Final Grape Crush Report includes all grape tonnage crushed during the 2023 season. It also includes purchased tonnage and pricing information for grapes with final prices prior to January 10, 2024.

Details of the crushed tonnage, degrees Brix, and weighted average prices were reported by grape type and variety, as well as by grape pricing districts. The 17 districts refer to the area in which the grapes were grown as defined in the Administrative Code. A district map is located on the inside of the front cover.

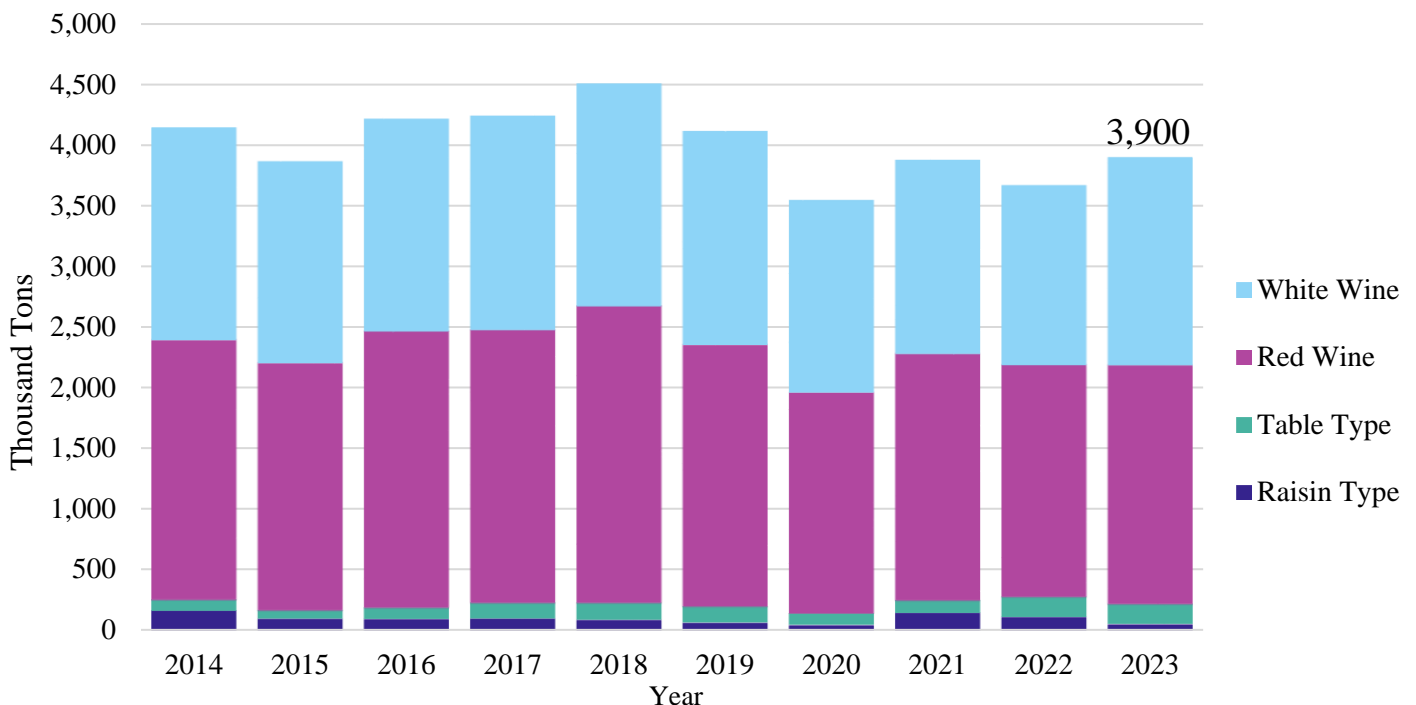
### SUMMARY OF GRAPE TONNAGES AND PRICES

The 2023 crush totaled 3,899,710 tons, up 6.2% from the 2022 crush of 3,670,861 tons. Red wine varieties accounted for the largest share of all grapes crushed, at 1,970,643 tons, up 3.0% from 2022. White wine varieties crushed totaled 1,714,268 tons, up 15.6% from 2022. Tons crushed of raisin type varieties totaled 48,910, down 54.0% from 2022, and tons crushed of table type varieties totaled 165,889, down 1.1% from 2022.

The Grape Crush Report includes the total number of tons crushed for concentrate production. In determining grape tonnage crushed for concentrate production, each processor was required to report the estimated equivalent tons of grapes crushed for grape concentrate. For the 2023 season, this total was 445,448 tons, 11.4% of the 2023 grape crush total. This report provides only the aggregate figure for grapes crushed for concentrate production and does not include information by district, type, or variety.

The 2023 average price of all varieties was \$1,036.72, up 11.2% from 2022. Average prices for the 2023 crop by type were as follows: red wine grapes, \$1,343.44, up 13.3% from 2022; white wine grapes, \$731.40, up 6.1% from 2022; raisin grapes, \$288.09, down 6.9% from 2022; and table grapes, \$194.36, down 9.2% from 2022.

## California Grapes Crushed 2014 - 2023



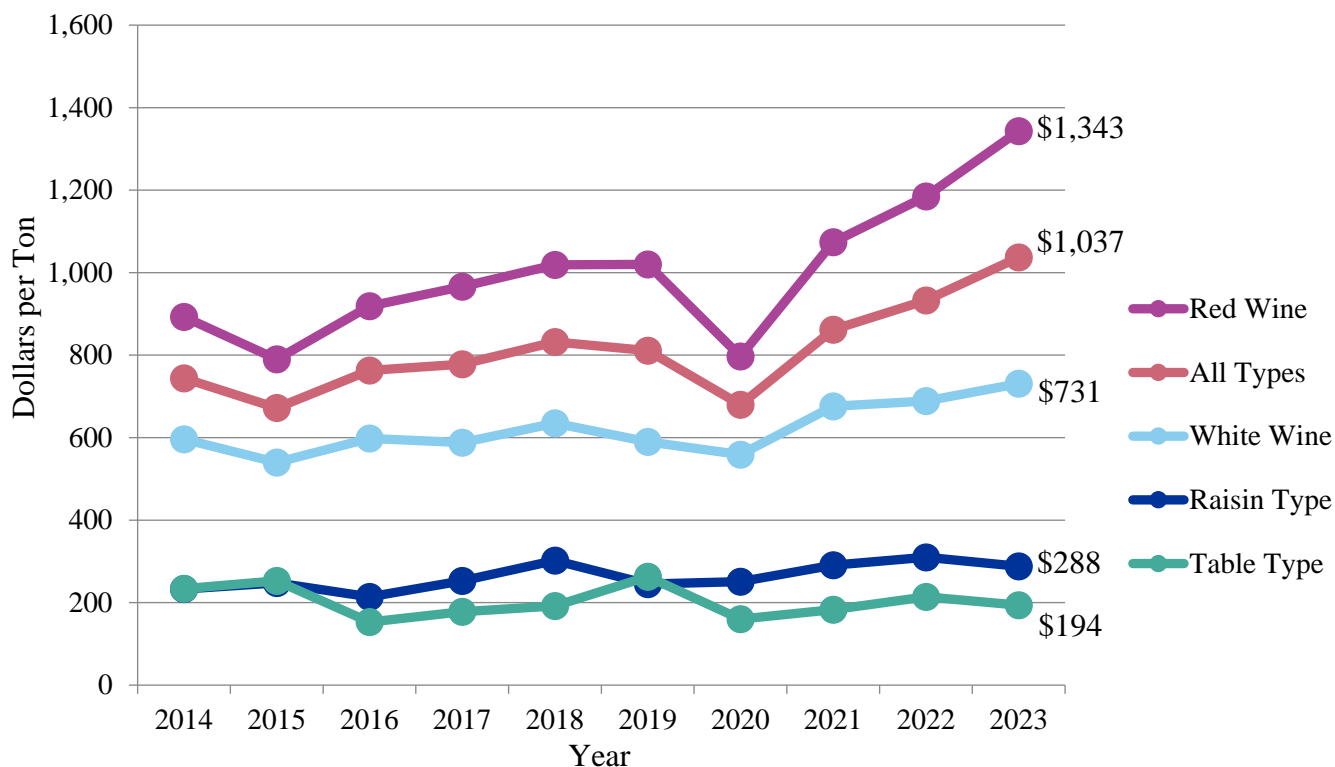
Source: USDA, National Agricultural Statistics Service, Pacific Regional Office

## CALIFORNIA GRAPE CRUSH TONNAGE AND PRICE, 2003-2023

Crop year	Red wine type		White wine type		Total wine type		Raisin type		Table type		All types	
	Thousand tons	\$/ton	Thousand tons	\$/ton	Thousand tons	\$/ton	Thousand tons	\$/ton	Thousand tons	\$/ton	Thousand tons	\$/ton
2003	1,634	609	1,230	429	2,864	534	422	95	84	91	3,370	471
2004	1,639	627	1,136	487	2,775	571	727	200	113	199	3,615	482
2005	2,235	634	1,521	507	3,756	583	467	164	106	121	4,330	533
2006	1,874	637	1,263	503	3,136	583	267	154	86	137	3,489	548
2007	1,875	627	1,372	482	3,248	565	364	155	63	138	3,674	522
2008	1,676	661	1,338	543	3,015	609	494	224	165	180	3,674	547
2009	2,078	671	1,625	536	3,703	612	307	171	85	143	4,095	574
2010	2,051	628	1,538	501	3,589	574	274	215	124	174	3,986	545
2011	1,920	708	1,427	542	3,347	637	373	265	155	219	3,874	592
2012	2,292	884	1,726	625	4,018	773	270	319	99	272	4,387	738
2013	2,417	852	1,829	623	4,246	754	328	255	127	222	4,700	713
2014	2,141	893	1,753	596	3,894	759	156	233	95	234	4,145	744
2015	2,041	790	1,664	540	3,705	679	92	248	71	253	3,868	672
2016	2,280	919	1,751	598	4,032	780	90	214	95	153	4,217	763
2017	2,250	966	1,766	588	4,016	800	94	253	132	178	4,242	778
2018	2,447	1,019	1,834	635	4,281	856	83	302	142	192	4,506	832
2019	2,158	1,020	1,762	590	3,920	827	61	245	134	263	4,115	811
2020	1,822	797	1,591	559	3,414	685	42	251	95	160	3,551	680
2021	2,033	1,074	1,601	676	3,634	898	138	291	108	183	3,880	862
2022	1,914	1,185	1,483	689	3,397	967	106	310	168	214	3,671	933
2023	1,971	1,343	1,714	731	3,685	1,054	49	288	166	194	3,900	1,037

Source: USDA, National Agricultural Statistics Service, Pacific Regional Office

### California Grape Crush, Dollars per Ton



Source: USDA, National Agricultural Statistics Service, Pacific Regional Office

## LEADING GRAPE VARIETIES AND DISTRICTS

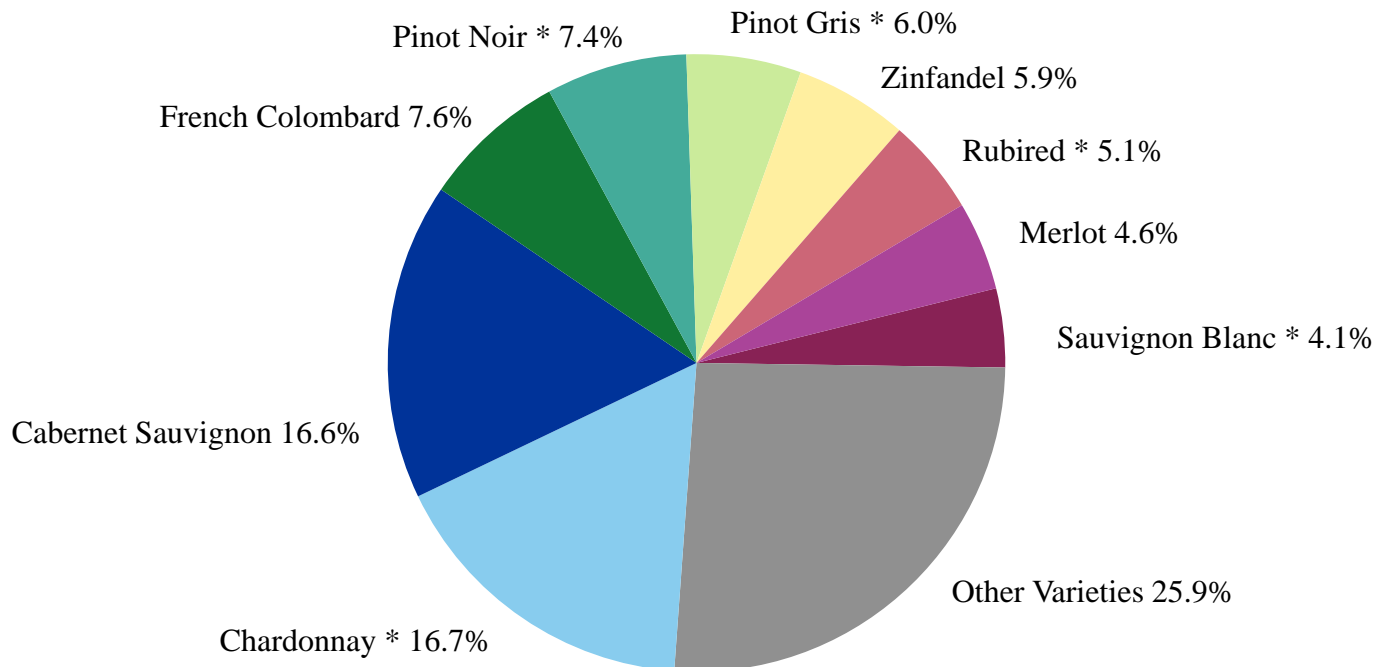
In 2023, Chardonnay continued to account for the largest percentage of the total tonnage crushed at 16.7%. Cabernet Sauvignon accounted for the second largest percentage of the total crush at 16.6%. Raisin grape varieties crushed for wine accounted for 1.3% of the total crush and table varieties crushed for wine were 4.3% of the total crush.

District 13 (Madera, Fresno, Alpine, Mono, Inyo Counties; and Kings and Tulare Counties north of Nevada Avenue (Avenue 192)), had the largest share of the State's crush at 1,040,462 tons. The average price per ton in District 13 was \$344.48.

Grapes produced in District 4 (Napa County) received the highest average price at \$7,028.63 per ton, up 5.0% from 2022. District 3 (Sonoma and Marin counties) received the second highest average price at \$2,975.14 per ton, up 5.0% from 2022.

The 2023 Chardonnay average price of \$1,068.51 was up 3.8% from 2022 and the Cabernet Sauvignon average price of \$2,121.21 was up 8.5% from 2022. The 2023 average price for French Colombard was \$318.49, down 3.1% from 2022, while the Zinfandel average price was up 16.0% from 2022, at \$763.47 per ton.

## Leading Grape Varieties Crushed in California Percent of Total 2023 Crush <sup>1</sup>



Source: USDA, National Agricultural Statistics Service, Pacific Regional Office

\*Synonyms for variety names are shown on Page 9 of the *California Grape Crush Report, Final 2023*.

<sup>1</sup> Percentages may not add to 100%, due to rounding.



## EXPLANATION OF TABLES

**TABLE 1** is a summary of the 2023 crop State totals by grape type and varieties that are shown in detail by grape pricing districts in Tables 2 through 6. State totals and averages for 2022 are shown for comparison.

**TABLE 2** includes over-the-scale fresh tonnage of all grapes crushed by California processors from the 2023 crop. Over-the-scale fresh weight tonnage includes materials other than grapes (MOG) and defects. This table is broken down by the 17 grape pricing districts and by variety. State totals for 2022 are shown for comparison. Crushed tonnage includes all grapes crushed whether: grown and crushed by processors; purchased and crushed by processors; crushed by cooperatives, juice manufacturers, etc.; or crushed for others, including growers.

**TABLE 3** shows the weighted average degrees Brix for all grapes crushed (TABLE 2) by California processors from the 2023 crop. The weighted average degrees Brix is reported by grape pricing districts and variety. State averages for 2022 are shown for comparison.

**TABLE 4** includes net weight fresh tonnage of all grapes purchased for wine, concentrate, juice, vinegar, and beverage brandy by California processors from the 2023 crop. Net weight fresh tonnage does not include material other than grapes (MOG) and defects or other weight adjustments deducted from gross weight. The purchased tonnage is reported by variety and grape pricing districts. State totals for 2022 are shown for comparison. TABLE 4 does not include tonnage purchased as distilling material other than beverage brandy; this is shown in TABLE 7. Prices for all tonnage shown in this table are final and not subject to change. Grapes pooled by cooperatives, those grown by processors and used for their own production and grapes crushed to growers' accounts are not included.

**TABLE 5** shows the weighted average degrees Brix for all grapes purchased for wine, concentrate, juice, vinegar, and beverage brandy (TABLE 4) by California processors from the 2023 crop. The weighted average degrees Brix is reported by grape pricing districts and variety. State averages for 2022 are shown for comparison. TABLE 5 does not include degrees Brix of tonnage purchased as distilling material other than beverage brandy; this is shown in TABLE 7. Grapes pooled by cooperatives, those grown by processors and used for their own production and grapes crushed to growers' accounts are not included.

**TABLE 6** gives the weighted average price per ton, delivered basis, of all tonnage purchased for wine, concentrate, juice, vinegar, and beverage brandy (TABLE 4) by California processors from the 2023 crop. The weighted average prices are reported by variety, and grape pricing districts. State averages for 2022 are shown for comparison. TABLE 6 does not include prices of tonnage purchased as distilling material other than beverage brandy; this is shown in TABLE 7. Prices shown in this table are final and not subject to change. Grapes pooled by cooperatives, those grown by processors and used for their own production and grapes crushed to growers' accounts are not included.

Weighted average prices reflect final prices through January 10, 2024 and include any Brix adjustments, bonuses, or allowances. Prices are equivalent to delivered basis in the area grown including normal within-area hauling allowances. Purchases made on a roadside basis include the usual hauling allowance for local delivery in the area grown. Out-of-area purchases made on a delivered basis do not include extra hauling allowances for delivery outside the area.

The next example indicates the method used for calculating weighted averages.

The following two purchases were made.

Variety	District	Tons	Degrees Brix	Base Price	Price Paid Per Ton	Acceptable Brix Limits	Brix Adjustment Factors	Brix Adjustment Limits
<i>Petite Sirah</i>	<i>1</i>	<b>155.5</b>	<b>20.6</b>	<i>\$450.00</i>	<b>\$364.50</b>	<i>19 - 25</i>	<i>+ or - 10%</i>	<i>Base 22, Min 20, Max 24</i>
<i>Petite Sirah</i>	<i>1</i>	<b>20.5</b>	<b>19.0</b>	<i>\$450.00</i>	<b>\$418.50</b>	<i>19 - 25</i>	<i>+ or - 10%</i>	<i>Base 22, Min 20, Max 24</i>

*Note: The variety, district, base price, and Brix Adjustment Factors (including Brix limits) are the same. The tons purchased, degrees Brix, and price paid per ton are the only differences in this example.*

**Step 1:** Multiply the tons by the Brix for each lot purchased and then add the products to get the total. Also, add the tons purchased.

Variety	District	Tons	Degrees Brix	Total (Tons X Brix)
<i>Petite Sirah</i>	<i>1</i>	<b>155.5</b>	<b>20.6</b>	<b>155.5 X 20.6 = 3,203.3</b>
<i>Petite Sirah</i>	<i>1</i>	<b>20.5</b>	<b>19.0</b>	<b>20.5 X 19.0 = 389.5</b>
<b>TOTALS</b>		<b>176.0</b>		<b>3,592.8</b>

**Step 2:** Divide the total (3,592.8) by the total tons purchased (176.0) to get the **Weighted Average Degrees Brix**.

$$\frac{3,592.8}{176.0} = 20.4$$

**Step 3:** Multiply the purchased tons by the Price Paid Per Ton for each lot purchased and then add the products to get the total.

Variety	District	Tons	Price Paid Per Ton	Total (Tons X Price Paid Per Ton)
<i>Petite Sirah</i>	1	155.5	\$364.50	155.5 X 364.50 = 56,679.8
<i>Petite Sirah</i>	1	20.5	\$418.50	20.5 X 418.50 = 8,579.3
<b>TOTALS</b>		<b>176.0</b>		<b>65,259.1</b>

**Step 4:** Divide the total (65,259.1) by the total tons purchased (176.0) to get the **Weighted Average Price Per Ton:**

$$\frac{65,259.1}{176.0} = \$370.79$$

**TABLE 7** shows all grape tonnage purchased as distilling material other than beverage brandy by California processors from the 2023 crop. The tonnage, weighted average degrees Brix, and price per ton are shown by grape type and variety. State totals and averages for 2022 are given for comparison.

**TABLE 8** shows base prices paid to growers by Brix adjustment factors, purchased tonnage, type, variety and reporting district where grown. Weighted average base prices and total purchased tonnage are included.

The Brix adjustment factors determine adjustments to base prices to compensate for sugar variations. In this report, adjustments are expressed in dollars per ton, or percent of base price per degree variance from the established Brix base. Occasional lots are traded on price per degree Brix as delivered.

**TABLE 9** includes tonnage of all grapes crushed to growers' accounts by California processors from the 2023 crop. Growers retained ownership of these grapes at the time of crushing. This tonnage is reported by grape pricing district and variety. Comparisons with 2022 are shown. (*Table 9 only appears in the Final Grape Crush Report.*)

**TABLE 10** gives the weighted average price per ton, delivered basis, of all tonnage purchased from non-related sources for wine, concentrate, juice, vinegar, and beverage brandy (TABLE 4) by California processors from the 2023 crop. The weighted average prices are reported by variety, and grape pricing districts. State averages for 2022 are shown for comparison. TABLE 10 does not include prices of tonnage purchased as distilling material other than beverage brandy, this is shown in TABLE 7. Prices shown in this table are final and not subject to change. Grapes pooled by cooperatives, those grown by processors and used for their own production and grapes crushed to growers' accounts are not included.

Non-Related Purchased Tons: Excludes tonnage of grapes purchased from a grower if:

- The grower or an affiliate of the grower, or both the grower and the affiliate of the grower, owned, directly or indirectly, at least 5 percent of the indicia of ownership or voting authority of the winery (processor);
- The winery (processor) or an affiliate of the winery, or both the winery and the affiliate of the winery, owned, directly or indirectly, at least 5 percent of the indicia of ownership or voting authority of the grower;
- The winery (processor) or an affiliate of the winery, or both the winery and the affiliate of the winery, provided long-term financing to the grower in exchange for rights or options to purchase a significant portion of the grower's harvest.

Grape Variety Synonyms		Varieties included in:
Albarino * -Alvarinho	Krissy * -Sheeene 12	Sauvignon Blanc * -Sauvignon
Alicante Bouschet * -Alicante	Lambrusco * -Colorino	Musque
Blanc Seedless * -Pristine	Meunier * -Pinot Meunier	Sauvignon Vert * -Muscadelle
Blaufraenkisch * -Lemberger	Moscato Gaillo * -Muscat Yellow	St. Emilion * -Ugni Blanc,
Burger * -Monbadon	Mourvedre * -Mataro, Monastrell	Trebbiano
Chardonnay * -Pinot Chardonnay,	Muscat Blanc * -Muscat Canelli,	Sugraone * -Superior Seedless
Chardonnay Musque	Muscat Blanc A Petits Grains	Syrah * -French Syrah, Shiraz,
Cinsaut * -Black Malvoisie,	Muscat Hamburg * -Black Muscat	Syrah Noir
Black Malvasia	Negrette * -Pinot St. George	Tempranillo * -Tinta Roriz,
Crimson Seedless * -Red Crimson	Nero D'avola * -Calabrese	Valdepenas
Emerald Seedless * -Black Seedless	Palomino * -Golden Chasselas	Thompson Seedless * -Sultana
Flame Seedless * -Red Flame	Pinot Gris * -Pinot Grigio	Touriga Nacional * -Touriga
Gray Riesling * -Trousseau Gris	Pinot Noir * -Pinot Pom 4,	Trousseau * -Bastardo
Great Green * -Green Envy,	Pinot Dijon	Valdiguie * -Gamay, Gamay (Napa)
Big Green	Princess * -Melissa	Vermentino * -Vennentino
Grenache * -Grenache Noir	Red Globe * -Rose Ito	White Riesling * -Riesling,
Grenache Blanc * -Garnacha Blanca	Refosco * -Mondeuse	Johannisberg Riesling
Grenache Gris * -Garnacha Gris	Ribolla Gialla * -Rebolla	
Ivory * -Sheeene 21, Ivory	Rubired * -Tintoria	
Seedless, Sugar Crunch,	Sangiovese * -Sangiovetto	
Summer Crunch		

\* indicates the published name includes more than one variety name





**TABLE 1: STATE TOTALS OF GRAPES FOR CRUSHING BY TYPE AND VARIETY,  
WEIGHTED AVERAGE DEGREES BRUX, AND WEIGHTED AVERAGE DOLLARS PER TON, 2022-23**

Type and Variety	Total Tons Crushed		Avg. Brix Crushed		Total Purchased Tons		Avg. Brix Purchased		Wtd. Avg. Dollars Per Ton	
	2023	2022	2023	2022	2023	2022	2023	2022	2023	2022
<b>WINE GRAPES (RED)</b>										
Aglianico	215.2	242.3	23.9	23.6	139.3	162.0	23.6	23.3	1,519.20	1,512.00
Aleatico	23.6	29.2	22.4	25.1	19.5	24.6	22.3	25.7	2,986.50	3,073.37
Alicante Bouschet *	4,843.8	4,183.7	20.5	23.7	1,153.6	2,460.1	23.1	23.3	786.66	612.03
Arinarnoa	589.2	0.9	23.3	22.6	575.0	0.0	23.3	--	500.00	--
Barbera	40,249.4	48,287.8	23.5	22.6	32,993.7	40,814.3	23.3	22.3	445.59	398.54
Blaufraenkisch *	41.0	23.4	24.6	23.6	35.6	23.0	24.6	23.3	1,978.09	1,808.26
Cabernet Dorsa	35.7	221.2	24.5	25.4	0.0	199.1	--	25.3	--	500.00
Cabernet Franc	11,911.0	9,119.9	25.1	25.2	7,369.1	5,367.9	25.1	25.2	4,533.99	4,726.85
Cabernet Sauvignon	647,485.7	566,935.0	24.9	25.2	469,693.4	429,039.7	24.8	25.2	2,121.21	1,955.00
Carignane	10,171.2	12,364.8	23.9	21.2	4,988.9	5,495.5	22.6	22.2	978.46	812.98
Carmenere	103.5	66.6	24.4	24.4	55.9	42.6	25.2	24.5	1,815.55	1,454.52
Charbono	362.8	231.1	22.7	23.4	200.0	155.9	22.7	23.7	3,068.80	3,169.55
Cinsaut *	792.5	865.5	22.0	21.4	666.9	763.9	21.9	21.2	1,732.41	1,528.63
Counoise	192.5	190.4	21.7	22.4	111.5	139.4	21.5	22.3	2,540.11	2,319.08
Dolcetto	331.8	374.1	23.5	22.7	283.9	348.8	23.5	22.6	1,383.91	1,397.57
Dornfelder	1,084.2	801.1	22.5	22.9	258.0	301.1	23.1	22.1	502.61	685.15
Durif	53.1	51.4	25.4	25.8	10.8	17.2	21.7	25.0	1,292.59	1,873.26
Freisa	14.5	17.1	22.9	22.2	7.7	10.6	22.9	22.2	2,948.05	2,702.83
Gamay Noir Au Jus Blanc	69.6	8.4	22.4	23.2	66.3	8.4	22.4	23.2	2,590.03	2,704.76
Graciano	713.2	806.5	25.5	26.2	540.3	683.1	25.7	26.4	1,640.65	1,295.44
Grenache *	50,199.8	46,609.7	21.9	22.4	43,463.4	42,500.4	21.6	22.2	831.85	770.40
Grignolino	31.1	47.3	20.1	21.0	23.6	37.6	19.5	20.8	4,194.07	5,230.05
Lagrein	478.2	431.7	24.5	24.9	223.1	122.2	24.7	26.6	2,276.07	2,189.04
Lambrusco *	521.4	137.5	23.7	24.2	0.0	0.0	--	--	--	--
Malbec	33,813.5	34,690.4	24.2	24.0	20,601.0	23,327.0	24.0	24.4	1,327.72	1,155.66
Mencia <sup>3</sup>	66.7	0.0	22.2	--	59.9	0.0	22.1	--	2,427.52	--
Merlot	181,114.8	185,885.7	24.8	24.9	125,976.8	139,867.7	24.8	24.9	1,045.82	902.54
Meunier *	537.4	488.9	19.5	20.2	295.3	268.0	20.0	20.0	2,545.10	2,372.13
Mission *	722.1	835.2	22.7	22.7	666.7	798.6	22.8	22.7	353.98	331.15
Montepulciano	335.5	409.6	23.9	23.5	190.2	297.4	23.8	23.3	2,124.41	1,495.22
Mourvedre *	3,688.0	3,707.5	24.3	23.5	2,654.5	2,596.0	24.3	23.4	2,380.91	2,268.21
Muscat Hamburg *	1,397.3	1,295.7	23.8	24.1	1,384.8	1,291.9	23.9	24.4	583.11	595.38
Nebbiolo	471.7	276.5	24.0	23.6	329.6	147.1	23.9	23.6	1,893.11	2,386.73
Negrette *	22.0	21.4	22.1	22.6	16.1	13.1	22.2	22.1	3,112.42	3,203.05
Negroamaro	56.4	51.3	24.2	23.7	21.7	14.6	23.2	22.0	2,130.98	2,157.26
Nero D'Avola *	321.6	174.3	23.2	23.8	211.6	110.3	22.9	23.6	1,664.80	1,653.59
Petit Verdot	30,020.9	33,402.0	24.7	24.7	21,822.4	25,284.2	24.7	24.7	1,439.48	1,208.99
Petite Sirah	87,032.2	88,290.7	25.2	25.2	68,539.4	71,430.3	25.3	25.3	1,060.55	1,017.74
Pinot Noir *	288,036.5	238,800.5	24.2	24.4	200,050.5	182,162.7	24.3	24.4	1,692.23	1,642.10
Pinotage	24.3	28.8	23.4	25.5	7.9	4.3	24.2	22.9	1,496.20	1,522.09
Prieto Picudo	5.1	4.4	23.1	21.4	4.9	2.4	23.0	22.6	1,232.65	1,200.00
Primitivo	1,959.0	2,483.9	24.9	23.9	1,324.3	1,536.1	24.8	23.5	1,529.61	1,054.67
Refosco *	77.5	55.3	21.3	21.2	61.0	46.8	21.2	20.9	2,248.11	2,208.76
Royalty	30.2	24.6	21.9	22.5	30.2	24.6	22.1	22.0	505.00	505.00
Rubired *	197,084.0	177,406.6	23.3	23.8	192,499.4	167,923.6	23.3	23.8	303.25	337.17
Ruby Cabernet	24,599.1	22,783.6	24.2	24.4	15,219.3	13,982.2	24.5	24.8	316.73	330.52
Sagrantino	209.7	129.1	25.1	25.7	142.2	75.5	25.4	26.8	1,050.58	1,640.39
Sangiovese *	5,782.1	4,704.6	23.1	23.7	3,797.0	3,216.2	23.4	23.7	1,938.57	1,845.35
Segalin	0.0	214.4	--	20.2	0.0	214.4	--	20.2	--	450.00
Souzao	649.9	760.8	24.5	22.9	563.1	673.9	24.6	22.2	579.09	522.74
St Laurent	26.3	24.0	20.8	20.5	19.9	21.0	20.4	20.3	2,855.78	2,573.81
St Macaire <sup>3</sup>	117.2	0.0	27.4	--	99.6	0.0	27.9	--	1,536.85	--
Syrah *	68,867.4	63,234.4	24.8	25.1	47,468.8	46,579.0	24.8	25.2	1,193.42	1,096.87
Tannat	6,620.0	6,857.9	26.0	25.5	5,714.6	5,661.3	26.1	25.5	748.60	692.94
Tempranillo *	7,168.3	7,761.6	23.5	23.3	4,946.9	5,968.5	23.5	23.2	898.72	791.80
Teroldego	16,306.3	16,478.9	24.7	24.9	14,587.6	15,370.2	24.8	25.0	685.36	675.47
Tinta Cao	50.9	413.4	24.5	24.8	28.8	393.4	23.7	24.8	2,335.75	616.05
Tinta Madeira	31.1	41.8	23.2	24.1	0.0	25.1	--	23.9	--	130.00
Touriga Nacional *	3,230.0	3,428.1	23.7	23.3	2,932.1	3,218.6	23.7	23.2	609.70	573.70
Trousseau *	115.6	71.8	22.4	22.4	73.7	43.6	22.3	22.4	2,481.37	2,538.76
Valdigue *	1,296.4	1,021.2	22.0	23.5	944.0	717.3	21.7	22.8	1,647.76	1,723.47
Zinfandel	231,393.6	309,358.7	22.1	22.1	189,984.0	275,922.1	22.1	21.9	763.47	658.12
Other Red Wine <sup>1</sup>	6,848.5	16,395.7	22.4	22.8	5,185.2	15,520.1	21.9	22.8	619.26	329.70
<b>Total Red</b>	<b>1,970,643.1</b>	<b>1,914,059.9</b>	<b>24.1</b>	<b>24.2</b>	<b>1,491,334.5</b>	<b>1,533,466.5</b>	<b>24.0</b>	<b>24.1</b>	<b>1,343.44</b>	<b>1,185.40</b>
<b>TOTAL WINE</b>	<b>3,684,910.6</b>	<b>3,396,852.6</b>	<b>22.9</b>	<b>23.1</b>	<b>2,831,203.1</b>	<b>2,737,620.7</b>	<b>22.8</b>	<b>23.0</b>	<b>1,053.79</b>	<b>967.26</b>
<b>TOTAL ALL VARIETIES</b>	<b>3,899,709.6</b>	<b>3,670,861.3</b>	<b>22.8</b>	<b>23.0</b>	<b>2,893,481.0</b>	<b>2,882,752.8</b>	<b>22.7</b>	<b>22.9</b>	<b>1,036.72</b>	<b>932.54</b>

-- No tonnage reported for this variety.

\* Synonyms for variety names are shown on Page 9.

<sup>1</sup> Other categories include minor and mixed varieties.

<sup>2</sup> This variety was included in Other White Wine in 2022.

<sup>3</sup> This variety was included in Other Red Wine in 2022.

**TABLE 2: TONS OF GRAPES CRUSHED BY CALIFORNIA PROCESSORS FROM THE 2023 CROP BY TYPE, VARIETY, AND REPORTING DISTRICT WHERE GROWN, WITH COMPARISONS**

Type and Variety	1	2	3	4	5	6	7	8	9	10
	Tons									
<b>RAISIN GRAPES</b>										
Fiesta	0.0	0.0	0.0	0.0	0.0	0.0	0.0	0.0	0.0	0.0
Thompson Seedless *	0.0	0.0	0.0	0.0	0.0	0.0	0.0	0.0	0.0	0.0
Total Raisin	0.0	0.0	0.0	0.0	0.0	0.0	0.0	0.0	0.0	0.0
<b>TABLE GRAPES</b>										
Autumn King	0.0	0.0	0.0	0.0	0.0	0.0	0.0	0.0	0.0	0.0
Autumn Royal	0.0	0.0	0.0	0.0	0.0	0.0	0.0	0.0	0.0	0.0
Blanc Seedless *	0.0	0.0	0.0	0.0	0.0	0.0	0.0	0.0	0.0	0.0
Cotton Candy	0.0	0.0	0.0	0.0	0.0	0.0	0.0	0.0	0.0	0.0
Crimson Seedless *	0.0	0.0	0.0	0.0	0.0	0.0	0.0	0.0	0.0	0.0
Emerald Seedless *	0.0	0.0	0.0	0.0	0.0	0.0	0.0	0.0	0.0	0.0
Flame Seedless *	0.0	0.0	0.0	0.0	0.0	0.0	0.0	0.0	0.0	0.0
Great Green *	0.0	0.0	0.0	0.0	0.0	0.0	0.0	0.0	0.0	0.0
Holiday	0.0	0.0	0.0	0.0	0.0	0.0	0.0	0.0	0.0	0.0
Ivory *	0.0	0.0	0.0	0.0	0.0	0.0	0.0	0.0	0.0	0.0
Krissy *	0.0	0.0	0.0	0.0	0.0	0.0	0.0	0.0	0.0	0.0
Luisco	0.0	0.0	0.0	0.0	0.0	0.0	0.0	0.0	0.0	0.0
Princess *	0.0	0.0	0.0	0.0	0.0	0.0	0.0	0.0	0.0	0.0
Red Globe *	0.0	0.0	0.0	0.0	0.0	0.0	0.0	0.0	0.0	0.0
Scarlet	0.0	0.0	0.0	0.0	0.0	0.0	0.0	0.0	0.0	0.0
Scarlet Royal	0.0	0.0	0.0	0.0	0.0	0.0	0.0	0.0	0.0	0.0
Sugra-52	0.0	0.0	0.0	0.0	0.0	0.0	0.0	0.0	0.0	0.0
Sugraone *	0.0	0.0	0.0	0.0	0.0	0.0	0.0	0.0	0.0	0.0
Summer Royal	0.0	0.0	0.0	0.0	0.0	0.0	0.0	0.0	0.0	0.0
Other Table <sup>1</sup>	0.0	0.0	3.5	0.0	0.0	0.0	0.0	0.0	0.0	0.8
Total Table	0.0	0.0	3.5	0.0	0.0	0.0	0.0	0.0	0.0	0.8
<b>WINE GRAPES (WHITE)</b>										
Albarino *	1.2	7.6	86.6	150.8	189.2	55.8	439.5	480.6	43.2	44.9
Arneis	30.3	0.0	10.3	0.0	0.0	0.0	2.9	19.9	0.0	0.6
Burger *	0.0	0.0	0.0	0.0	0.0	0.0	0.0	0.0	0.0	0.0
Chardonnay *	26,683.1	1,749.5	77,639.2	22,682.6	6,114.3	4,523.3	95,184.2	36,634.7	17,930.4	562.9
Chenin Blanc	144.2	55.1	76.1	83.7	760.5	49.0	271.9	480.3	94.6	52.0
Clairette Blanche <sup>2</sup>	0.1	0.0	3.5	0.0	0.0	1.5	43.2	90.9	0.0	2.7
Cortese	4.9	0.0	3.4	0.0	5.9	0.0	0.0	0.0	21.7	1.0
Falaghina Greco <sup>2</sup>	15.2	0.0	10.1	0.0	5.7	0.0	15.7	14.9	5.7	8.1
Fiano	1.4	0.0	34.7	2.0	0.0	14.3	1.3	23.0	5.7	20.5
Flora	2.4	0.0	0.0	24.2	0.0	0.0	0.0	0.1	0.0	2.3
French Colombard	113.8	0.0	50.5	0.3	6.4	0.0	0.0	38.4	2,966.0	0.0
Gewurztraminer	474.7	74.7	204.3	37.9	255.3	0.5	2,812.6	74.2	6.0	2.7
Gray Riesling *	0.0	0.0	58.5	0.0	0.3	0.0	2.9	11.5	0.0	1.2
Grenache Blanc *	1.1	4.3	121.0	14.1	4.5	37.7	347.3	869.8	1.2	83.3
Grenache Gris *	29.6	0.0	0.0	0.0	0.0	10.2	58.0	26.7	0.0	8.7
Gruener Veltliner	19.6	0.0	45.4	0.0	0.0	74.5	401.0	248.4	1.0	0.0
Malvasia Bianca	0.0	0.0	42.4	12.2	17.8	35.9	197.2	85.0	0.8	11.9
Marsanne	8.9	10.9	72.6	36.7	0.0	15.2	65.9	103.0	3.1	36.3
Melon	0.0	0.0	7.1	3.0	0.0	0.0	32.6	17.9	0.0	0.3
Moscato Gaillo *	0.0	0.0	7.1	0.0	1.5	0.0	0.0	2.2	0.0	2.6
Muscat Blanc *	208.6	227.1	158.5	181.7	50.8	83.7	246.6	410.3	258.2	39.6
Muscat Of Alexandria	0.0	0.0	1.8	0.0	0.0	0.0	0.0	0.0	3,452.6	7.1
Muscat Orange	43.1	0.0	0.6	8.6	0.0	0.7	0.0	209.9	203.4	6.9
Palomino *	0.0	0.0	1.5	0.0	0.0	17.4	0.0	0.5	0.0	0.0
Pecorino	0.0	0.0	0.8	0.0	0.0	0.0	0.0	0.0	0.0	0.0
Picpoul Blanc	5.5	0.0	9.1	1.5	0.0	1.5	68.5	139.5	4.7	47.9
Pinot Blanc	156.3	0.0	207.4	160.4	0.0	2.3	668.3	64.9	0.0	0.2
Pinot Gris *	300.6	1,422.1	1,088.9	180.0	3,098.4	451.2	8,280.9	2,592.6	10,134.1	106.3
Ribolla Gialla *	6.0	0.0	30.3	34.0	0.0	0.0	3.8	0.1	0.0	3.2
Roussanne	9.0	40.8	89.8	51.4	0.0	16.8	44.3	257.3	8.5	60.3
Sauvignon Blanc *	4,832.9	17,725.3	17,475.1	11,586.6	2,306.9	1,560.6	11,017.0	14,280.8	2,219.3	713.0
Sauvignon Gris	0.0	20.0	27.1	30.0	0.0	0.0	3.2	12.5	0.0	0.0
Sauvignon Vert *	4.8	0.0	8.8	4.4	0.0	0.0	0.0	0.0	0.0	0.8
Semillon	104.9	80.0	398.0	686.2	0.0	88.8	39.4	88.9	3.7	54.0
St. Emillion *	4.0	0.0	0.0	0.0	0.0	0.0	0.0	7.6	7.0	0.0
Sylvaner	0.0	0.0	19.2	0.0	0.0	0.0	0.0	10.6	0.0	0.0
Symphony	0.0	0.0	0.5	0.0	90.8	0.0	0.0	0.0	0.0	0.0
Tocai Friulano	14.9	0.0	19.0	19.1	0.0	0.0	0.0	46.5	0.0	7.5
Torrontes	0.0	0.0	0.0	0.0	0.0	0.0	2.0	2.6	0.0	0.0
Triplett Blanc	0.0	0.0	0.0	0.0	0.0	0.0	0.0	0.0	0.0	0.0
Verdejo	0.0	0.0	0.0	1.4	1.8	35.9	2.3	24.8	76.2	14.7
Verdelho	0.0	0.0	1.0	1.6	23.4	49.2	4.1	51.1	183.3	42.3
Vermantino *	49.5	4.9	194.6	55.2	0.9	10.2	56.5	255.4	504.4	169.5
Vernaccia	0.0	0.0	18.9	0.0	0.0	0.0	0.0	0.0	0.0	0.0
Viognier	419.0	138.5	487.5	318.1	187.2	111.7	525.8	1,460.7	135.3	292.3
White Riesling *	226.9	43.7	169.5	190.8	401.7	4.1	3,085.7	446.8	6.3	29.5
Other White Wine <sup>1</sup>	27.0	0.0	115.1	41.1	6.6	32.7	25.9	103.1	34.0	38.9
Total White	33,943.5	21,604.5	98,995.8	36,599.6	13,529.9	7,284.7	123,950.5	59,688.0	38,310.4	2,476.0

**TABLE 2: TONS OF GRAPES CRUSHED BY CALIFORNIA PROCESSORS FROM THE 2023 CROP BY TYPE, VARIETY, AND REPORTING DISTRICT WHERE GROWN, WITH COMPARISONS**

Type and Variety	11	12	13	14	15	16	17	2023 State Total	2022 State Total
	Tons								
<b>RAISIN GRAPES</b>									
Fiesta	0.0	0.0	5,454.0	917.3	0.0	0.0	0.0	6,371.3	13,737.2
Thompson Seedless *	0.0	0.0	37,990.8	4,547.7	0.0	0.0	0.0	42,538.5	92,499.9
Total Raisin	0.0	0.0	43,444.8	5,465.0	0.0	0.0	0.0	48,909.8	106,237.1
<b>TABLE GRAPES</b>									
Autumn King	0.0	0.0	0.0	18,494.1	0.0	0.0	0.0	18,494.1	10,242.7
Autumn Royal	0.0	0.0	0.0	4,236.0	0.0	0.0	0.0	4,236.0	2,780.7
Blanc Seedless *	0.0	0.0	0.0	3,629.2	0.0	0.0	0.0	3,629.2	6,453.4
Cotton Candy	0.0	0.0	0.0	1,121.6	0.0	0.0	0.0	1,121.6	558.1
Crimson Seedless *	0.0	0.0	0.0	278.4	0.0	0.0	0.0	278.4	749.0
Emerald Seedless *	0.0	0.0	0.0	6,459.1	0.0	0.0	0.0	6,459.1	6,433.7
Flame Seedless *	0.0	0.0	0.0	6,843.4	0.0	0.0	0.0	6,843.4	11,303.4
Great Green *	0.0	0.0	0.0	2,857.8	0.0	0.0	0.0	2,857.8	3,683.4
Holiday	0.0	0.0	0.0	0.0	0.0	0.0	0.0	0.0	1,776.2
Ivory *	0.0	0.0	0.0	11,805.2	0.0	0.0	0.0	11,805.2	12,834.2
Krissy *	0.0	0.0	0.0	1,115.0	0.0	0.0	0.0	1,115.0	0.0
Luisco	0.0	0.0	0.0	563.7	0.0	0.0	0.0	563.7	0.0
Princess *	0.0	0.0	0.0	1,198.0	0.0	0.0	0.0	1,198.0	1,186.8
Red Globe *	0.0	0.0	0.0	1,776.9	0.0	0.0	0.0	1,776.9	4,899.3
Scarlet	0.0	0.0	0.0	1,949.3	0.0	0.0	0.0	1,949.3	0.0
Scarlet Royal	0.0	0.0	0.0	10,455.9	0.0	0.0	0.0	10,455.9	15,598.6
Sugra-52	0.0	0.0	0.0	839.2	0.0	0.0	0.0	839.2	0.0
Sugraone *	0.0	0.0	0.0	1,172.5	0.0	0.0	0.0	1,172.5	1,898.8
Summer Royal	0.0	0.0	0.0	697.7	0.0	0.0	0.0	697.7	1,858.2
Other Table <sup>1</sup>	0.0	0.0	3,134.2	87,257.7	0.0	0.0	0.0	90,396.2	85,515.1
Total Table	0.0	0.0	3,134.2	162,750.7	0.0	0.0	0.0	165,889.2	167,771.6
<b>WINE GRAPES (WHITE)</b>									
Albarino *	3,492.9	708.6	15.7	0.0	2.0	48.2	4,867.8	10,634.6	7,768.4
Arneis	3.0	0.0	0.0	0.0	0.0	19.7	0.0	86.7	90.9
Burger *	2,091.8	1,056.8	6,233.9	0.0	0.0	0.0	0.0	9,382.5	10,151.0
Chardonnay *	140,638.1	61,078.5	75,759.6	17,650.4	13.3	254.2	67,655.5	652,753.8	525,079.8
Chenin Blanc	3,106.3	4,704.4	12,012.9	0.0	0.0	3.2	9,692.8	31,587.0	31,171.2
Clairette Blanche <sup>2</sup>	7.0	1.9	5.1	0.0	0.0	6.9	0.0	162.8	0.0
Cortese	0.0	0.0	0.0	0.0	0.0	0.0	13.1	50.0	63.4
Falaghina Greco <sup>2</sup>	10.4	0.0	0.0	0.0	0.0	4.0	20.3	110.1	0.0
Fiano	11.8	0.0	3.5	0.0	0.0	19.7	5.6	143.5	111.1
Flora	0.0	0.0	0.0	0.0	0.0	0.0	0.0	29.0	14.1
French Colombard	2,526.9	2,329.7	254,639.7	32,325.5	2.2	0.0	1,282.5	296,281.9	279,611.2
Gewurztraminer	887.7	0.0	0.0	0.0	0.0	21.5	5,585.9	10,438.0	9,408.8
Gray Riesling *	0.0	0.0	0.0	0.0	0.0	0.0	0.0	74.4	82.9
Grenache Blanc *	183.7	2.1	12.8	0.0	0.0	70.9	0.0	1,753.8	1,385.9
Grenache Gris *	2.6	0.0	0.0	0.0	0.0	0.0	0.0	135.8	98.7
Gruener Veltliner	35.8	0.0	0.0	0.0	0.0	0.0	74.3	900.0	644.2
Malvasia Bianca	893.5	2,463.7	49.7	0.0	0.0	4.5	0.0	3,814.6	3,153.1
Marsanne	26.9	0.0	37.5	0.0	0.0	9.5	0.0	426.5	409.5
Melon	0.0	0.0	0.0	0.0	0.0	0.0	0.0	60.9	35.8
Moscato Gaillo *	0.0	0.0	10.0	0.0	0.0	0.0	0.0	23.4	14.2
Muscat Blanc *	2,727.7	5,182.2	10,726.6	16,601.3	1.8	139.7	500.2	37,744.6	31,293.7
Muscat Of Alexandria	0.0	9,917.2	115,873.3	27,533.3	0.0	2.1	94.6	156,882.0	157,379.7
Muscat Orange	589.1	868.7	1,140.6	0.0	0.0	12.1	51.8	3,135.5	2,697.2
Palomino *	0.0	0.0	26.0	0.0	32.0	3.1	0.0	80.5	46.2
Pecorino	0.0	0.0	0.0	0.0	0.0	28.1	0.0	28.9	23.3
Picpoul Blanc	45.2	0.0	1.8	0.0	0.0	2.5	0.0	327.7	254.8
Pinot Blanc	0.7	0.0	0.0	0.0	0.0	6.7	0.0	1,267.2	1,070.3
Pinot Gris *	75,154.6	46,072.5	53,576.3	7,171.8	0.0	131.3	24,371.6	234,133.2	196,432.7
Ribolla Gialla *	6.6	0.0	0.0	0.0	0.0	0.0	0.0	84.0	74.3
Roussanne	56.4	2.0	6.3	0.0	0.0	33.7	0.0	676.6	722.9
Sauvignon Blanc *	40,234.1	6,823.6	2,787.0	3,413.0	7.3	171.5	23,680.2	160,834.2	131,124.0
Sauvignon Gris	0.0	0.0	0.0	0.0	0.0	0.0	0.0	92.8	90.0
Sauvignon Vert *	0.0	0.0	0.0	0.0	0.0	0.0	0.0	18.8	12.0
Semillon	972.0	0.0	6.5	0.0	0.0	0.8	502.9	3,026.1	2,675.9
St. Emilion *	0.0	0.0	0.0	0.0	0.0	0.0	0.0	18.6	14.1
Sylvaner	0.0	0.0	0.0	0.0	0.0	0.0	0.0	29.8	24.2
Symphony	1,055.3	21,033.3	6,354.6	0.0	1.1	0.7	4.0	28,540.3	26,753.0
Tocai Friulano	0.0	0.0	0.0	0.0	0.0	0.0	0.0	107.0	83.0
Torrontes	47.7	0.0	0.0	0.0	0.0	0.8	1.6	54.7	61.7
Triplett Blanc	0.0	0.0	3,159.7	0.0	0.0	0.0	0.0	3,159.7	4,987.6
Verdejo	50.6	0.0	0.0	0.0	0.0	1.9	15.3	224.9	211.0
Verdelho	1,974.4	1.5	0.0	0.0	0.0	12.2	262.6	2,606.7	1,981.5
Vernantino *	1,421.3	29.4	4.4	0.0	0.0	144.6	0.0	2,900.8	2,196.6
Vernaccia	0.0	0.0	0.0	0.0	0.0	0.0	0.0	18.9	6.7
Viognier	10,476.8	2,368.5	105.0	0.0	0.9	152.7	3,116.4	20,296.4	16,021.2
White Riesling *	1,881.6	20,937.9	878.7	0.0	0.0	61.8	6,426.7	34,791.7	24,729.5
Other White Wine <sup>1</sup>	1,804.5	0.0	81.4	1,986.7	1.0	25.4	13.2	4,336.6	12,531.4
Total White	292,417.0	185,582.5	543,508.6	106,682.0	61.6	1,394.0	148,238.9	1,714,267.5	1,482,792.7



**TABLE 2: TONS OF GRAPES CRUSHED BY CALIFORNIA PROCESSORS FROM THE 2023 CROP BY TYPE, VARIETY, AND REPORTING DISTRICT WHERE GROWN, WITH COMPARISONS**

Type and Variety	1	2	3	4	5	6	7	8	9	10
	Tons									
<b>WINE GRAPES (RED)</b>										
Aglianico	1.1	0.0	22.2	9.0	4.8	6.6	1.5	33.1	3.6	30.6
Aleatico	0.0	0.0	18.4	2.9	0.0	0.0	0.0	0.0	0.0	0.0
Alicante Bouschet *	0.0	2.3	106.6	6.4	5.8	27.5	0.8	62.3	1.6	37.7
Arinarnoa	0.0	0.0	0.0	0.0	0.0	0.0	0.0	14.2	0.0	0.0
Barbera	328.9	121.0	201.9	1.0	15.0	86.0	55.1	325.3	81.2	1,528.9
Blaufraenkisch *	0.1	0.0	0.0	0.4	0.0	0.0	12.0	19.7	5.9	0.0
Cabernet Dorsa	0.0	0.0	0.0	0.0	0.0	0.0	0.0	35.7	0.0	0.0
Cabernet Franc	92.2	266.4	1,523.0	3,949.5	55.6	371.4	214.2	3,234.5	7.7	427.1
Cabernet Sauvignon	13,409.3	29,779.6	48,847.0	92,846.5	3,207.8	7,271.2	31,811.5	95,630.8	7,076.3	2,487.3
Carignane	677.8	20.9	304.3	22.7	35.4	453.2	12.6	329.9	7.5	30.1
Carmenere	3.8	0.0	8.9	20.6	0.0	5.0	0.0	33.5	0.0	5.6
Charbono	21.9	5.0	0.0	209.0	11.8	5.5	1.4	63.7	3.4	30.1
Cinsaut *	5.2	4.6	26.5	10.8	0.0	10.7	231.0	226.8	3.1	59.1
Counoise	8.4	0.0	10.3	6.5	0.0	8.3	0.8	112.3	9.7	11.5
Dolcetto	52.6	2.0	25.7	5.8	0.0	6.9	5.5	30.2	2.6	25.3
Dornfelder	0.0	0.0	0.0	0.1	0.0	1.2	17.0	3.7	5.0	0.0
Durif	0.0	0.0	0.0	0.0	0.0	5.8	0.0	4.2	32.6	4.0
Freisa	1.5	0.0	0.5	0.0	0.0	0.0	3.4	2.3	0.0	6.8
Gamay Noir Au Jus Blanc	0.0	0.0	9.7	8.1	0.0	1.0	4.4	4.1	0.0	42.3
Graciano	0.1	0.7	6.0	0.0	1.1	2.5	1.0	285.2	4.3	41.8
Grenache *	611.5	221.9	1,576.6	457.4	199.2	477.1	3,473.3	9,682.2	70.0	679.2
Grignolino	6.2	0.0	2.9	13.7	0.0	7.5	0.0	0.0	0.0	0.0
Lagrein	0.0	0.0	15.2	2.8	0.0	0.0	0.0	235.8	0.0	20.2
Lambrusco *	0.0	0.0	0.0	0.0	0.0	0.0	0.0	9.4	0.0	0.0
Malbec	345.4	1,244.2	2,050.5	2,819.7	60.3	264.5	3,385.6	2,240.5	1,786.2	508.1
Mencia <sup>3</sup>	5.8	0.0	5.3	3.1	0.0	0.0	1.3	25.4	0.0	0.0
Merlot	3,083.1	679.5	9,393.9	12,299.6	342.6	1,704.8	14,256.0	10,873.1	2,325.5	399.1
Meunier *	5.8	0.0	276.0	230.9	0.0	0.0	4.4	20.3	0.0	0.0
Mission *	0.0	0.0	26.9	0.7	0.0	3.6	0.9	1.9	0.0	15.2
Montepulciano	17.6	9.8	54.8	9.6	0.0	19.9	3.8	20.5	3.8	43.4
Mourvedre *	35.1	111.1	231.9	41.1	6.4	601.1	173.3	1,761.8	18.3	299.5
Muscat Hamburg *	0.0	0.0	7.2	0.0	1.5	0.0	0.0	0.0	0.1	10.8
Nebbiolo	25.8	7.8	77.1	15.8	0.0	19.8	1.3	118.2	5.5	65.3
Negrette *	0.0	0.0	0.0	1.5	0.0	0.0	17.4	0.0	0.0	2.9
Negroamaro	9.5	1.4	12.4	4.9	0.0	0.2	0.0	8.2	1.0	14.5
Nero D'avola *	31.6	17.1	13.1	22.5	5.8	0.0	0.0	42.7	2.0	31.8
Petit Verdot	112.3	412.9	1,130.1	2,799.2	187.0	1,233.8	574.7	4,697.5	2,904.8	184.3
Petite Sirah	1,609.7	2,873.5	3,082.2	3,296.1	2,955.3	2,325.1	2,734.7	10,374.2	4,128.8	900.3
Pinot Noir *	11,208.5	719.0	55,159.4	8,251.1	6,097.4	1,088.6	65,735.5	27,662.7	89.2	73.4
Pinotage	4.9	0.0	8.7	0.5	0.0	0.0	0.0	0.0	0.0	0.0
Prieto Picudo	0.0	0.0	0.0	0.0	0.0	0.0	0.0	0.2	0.0	0.0
Primitivo	38.1	2.0	221.4	188.4	27.1	37.9	24.1	521.5	12.9	367.7
Refosco *	0.5	0.0	11.8	8.5	0.0	2.2	0.0	43.8	0.0	10.7
Royalty	0.0	0.0	0.0	0.0	0.0	0.0	0.0	0.0	0.0	0.0
Rubired *	0.0	0.0	0.0	0.0	10.9	0.0	0.0	0.0	0.0	0.1
Ruby Cabernet	0.0	0.0	0.0	0.0	0.0	0.0	0.0	1.7	0.1	0.0
Sagrantino	0.6	1.4	15.8	5.0	0.2	10.9	7.2	38.8	0.0	12.1
Sangiovese *	341.2	26.9	1,124.8	361.9	50.0	151.1	151.2	885.0	6.8	418.6
Segalin	0.0	0.0	0.0	0.0	0.0	0.0	0.0	0.0	0.0	0.0
Souzao	0.0	2.7	2.9	0.0	0.0	8.7	0.0	3.7	0.0	25.1
St Laurent	0.0	0.5	19.4	6.4	0.0	0.0	0.0	0.0	0.0	0.0
St Macaire <sup>3</sup>	0.0	0.0	6.2	4.7	0.0	0.0	0.0	106.3	0.0	0.0
Syrah *	1,531.3	719.7	2,465.6	1,802.9	178.3	385.0	4,251.9	11,099.6	2,104.8	1,154.9
Tannat	13.2	0.0	40.6	35.1	6.8	0.0	23.0	506.3	493.7	22.1
Tempranillo *	31.7	94.0	166.2	129.5	19.1	94.5	208.8	900.8	596.9	446.4
Teroldego	0.0	34.1	68.3	0.0	94.6	302.9	69.9	89.0	2,143.8	30.6
Tinta Cao	0.9	0.0	3.6	0.6	0.0	12.5	2.8	5.2	0.0	17.9
Tinta Madeira	0.0	0.0	2.5	0.0	0.0	0.0	0.0	0.0	0.0	0.0
Touriga Nacional *	8.8	23.6	5.6	39.6	0.0	21.7	4.1	76.8	20.3	62.8
Trousseau *	16.8	15.6	16.6	0.0	0.0	0.0	7.8	30.7	3.5	21.6
Valdigue *	30.4	0.0	37.7	35.2	202.1	17.2	299.4	445.7	16.1	23.5
Zinfandel	3,566.4	1,286.9	12,973.2	4,148.5	437.9	2,033.4	604.3	5,159.4	12,264.5	4,557.3
Other Red Wine <sup>1</sup>	51.3	64.5	524.5	79.0	4.6	66.7	109.8	125.9	912.7	31.4
<b>Total Red</b>	<b>37,346.9</b>	<b>38,772.6</b>	<b>141,941.9</b>	<b>134,214.8</b>	<b>14,224.4</b>	<b>19,153.5</b>	<b>128,498.7</b>	<b>188,266.3</b>	<b>37,155.8</b>	<b>15,219.0</b>
<b>TOTAL WINE</b>	<b>71,290.4</b>	<b>60,377.1</b>	<b>240,937.7</b>	<b>170,814.4</b>	<b>27,754.3</b>	<b>26,438.2</b>	<b>252,449.2</b>	<b>247,954.3</b>	<b>75,466.2</b>	<b>17,695.0</b>
<b>TOTAL ALL VARIETIES</b>	<b>71,290.4</b>	<b>60,377.1</b>	<b>240,941.2</b>	<b>170,814.4</b>	<b>27,754.3</b>	<b>26,438.2</b>	<b>252,449.2</b>	<b>247,954.3</b>	<b>75,466.2</b>	<b>17,695.8</b>

**TABLE 2: TONS OF GRAPES CRUSHED BY CALIFORNIA PROCESSORS FROM THE 2023 CROP BY TYPE, VARIETY, AND REPORTING DISTRICT WHERE GROWN, WITH COMPARISONS**

Type and Variety	11	12	13	14	15	16	17	2023 State Total	2022 State Total
	Tons								
<b>WINE GRAPES (RED)</b>									
Aglianico	57.0	1.2	4.3	0.0	0.0	20.5	19.7	215.2	242.3
Aleatico	0.0	0.0	0.0	0.0	0.0	2.3	0.0	23.6	29.2
Alicante Bouschet *	818.6	2,898.1	851.9	1.0	11.5	7.9	3.8	4,843.8	4,183.7
Arinarnoa	0.0	0.0	575.0	0.0	0.0	0.0	0.0	589.2	0.9
Barbera	1,980.4	461.7	32,834.9	2,128.3	0.4	87.6	11.8	40,249.4	48,287.8
Blaufraenkisch *	2.9	0.0	0.0	0.0	0.0	0.0	0.0	41.0	23.4
Cabernet Dorsa	0.0	0.0	0.0	0.0	0.0	0.0	0.0	35.7	221.2
Cabernet Franc	1,340.7	0.0	132.7	1.0	1.5	254.6	38.9	11,911.0	9,119.9
Cabernet Sauvignon	194,758.8	55,877.6	50,122.0	12,647.2	29.7	798.8	884.3	647,485.7	566,935.0
Carignane	653.1	0.0	7,597.3	0.0	0.0	25.5	0.9	10,171.2	12,364.8
Carmenere	17.1	0.0	0.0	0.0	0.0	9.0	0.0	103.5	66.6
Charbono	7.9	0.0	2.5	0.0	0.0	0.6	0.0	362.8	231.1
Cinsaut *	136.4	24.2	5.5	0.0	0.0	45.3	3.3	792.5	865.5
Counoise	11.6	0.0	1.7	0.0	0.0	11.4	0.0	192.5	190.4
Dolcetto	173.3	0.0	0.0	0.0	0.0	1.9	0.0	331.8	374.1
Dornfelder	234.4	822.8	0.0	0.0	0.0	0.0	0.0	1,084.2	801.1
Durif	0.0	0.0	0.0	0.0	0.0	4.4	2.1	53.1	51.4
Freisa	0.0	0.0	0.0	0.0	0.0	0.0	0.0	14.5	17.1
Gamay Noir Au Jus Blanc	0.0	0.0	0.0	0.0	0.0	0.0	0.0	69.6	8.4
Graciano	362.7	0.0	0.0	0.0	0.0	6.7	1.1	713.2	806.5
Grenache *	1,333.3	986.7	28,152.0	2,005.1	23.2	193.6	57.5	50,199.8	46,609.7
Grignolino	0.8	0.0	0.0	0.0	0.0	0.0	0.0	31.1	47.3
Lagrein	204.2	0.0	0.0	0.0	0.0	0.0	0.0	478.2	431.7
Lambrusco *	0.0	512.0	0.0	0.0	0.0	0.0	0.0	521.4	137.5
Malbec	14,157.4	1,992.2	2,585.4	1.0	5.2	207.4	159.9	33,813.5	34,690.4
Mencia <sup>3</sup>	24.1	0.4	0.0	0.0	0.8	0.5	0.0	66.7	0.0
Merlot	61,403.2	20,873.5	27,781.7	9,305.6	11.5	318.0	6,064.1	181,114.8	185,885.7
Meunier *	0.0	0.0	0.0	0.0	0.0	0.0	0.0	537.4	488.9
Mission *	42.8	0.0	615.6	0.0	10.3	4.2	0.0	722.1	835.2
Montepulciano	23.3	1.5	3.0	0.0	0.0	122.0	2.5	335.5	409.6
Mourvedre *	239.4	2.5	44.7	0.5	11.7	108.6	1.0	3,688.0	3,707.5
Muscat Hamburg *	278.3	49.1	1,050.3	0.0	0.0	0.0	0.0	1,397.3	1,295.7
Nebbiolo	5.9	0.0	105.5	0.0	0.0	5.9	17.8	471.7	276.5
Negrette *	0.0	0.0	0.0	0.0	0.0	0.2	0.0	22.0	21.4
Negroamaro	0.0	0.0	0.0	0.0	0.0	4.3	0.0	56.4	51.3
Nero D'avola *	110.0	3.4	18.8	0.0	0.0	19.3	3.5	321.6	174.3
Petit Verdot	10,855.8	3,490.7	1,337.7	5.3	5.0	53.9	35.9	30,020.9	33,402.0
Petite Sirah	35,248.5	8,033.0	2,954.4	101.6	0.0	325.9	6,088.9	87,032.2	88,290.7
Pinot Noir *	48,275.4	16,163.1	8,902.0	1,762.8	13.5	29.9	36,805.0	288,036.5	238,800.5
Pinotage	3.0	0.0	0.0	0.0	0.0	5.9	1.3	24.3	28.8
Prieto Picudo	3.9	1.0	0.0	0.0	0.0	0.0	0.0	5.1	4.4
Primitivo	114.3	5.0	187.1	179.5	0.0	30.3	1.7	1,959.0	2,483.9
Refosco *	0.0	0.0	0.0	0.0	0.0	0.0	0.0	77.5	55.3
Royalty	0.0	0.0	30.2	0.0	0.0	0.0	0.0	30.2	24.6
Rubired *	3,752.6	3,615.5	163,301.2	26,401.8	0.0	1.9	0.0	197,084.0	177,406.6
Ruby Cabernet	228.2	2,758.1	15,914.6	5,688.7	0.0	7.7	0.0	24,599.1	22,783.6
Sagrantino	96.4	0.0	0.0	0.0	0.0	16.3	5.0	209.7	129.1
Sangiovese *	563.8	124.2	761.2	0.0	9.6	398.9	406.9	5,782.1	4,704.6
Segalin	0.0	0.0	0.0	0.0	0.0	0.0	0.0	0.0	214.4
Souzao	93.8	0.0	513.0	0.0	0.0	0.0	0.0	649.9	760.8
St Laurent	0.0	0.0	0.0	0.0	0.0	0.0	0.0	26.3	24.0
St Macaire <sup>3</sup>	0.0	0.0	0.0	0.0	0.0	0.0	0.0	117.2	0.0
Syrah *	14,574.9	3,073.4	24,312.3	9.3	25.7	485.0	692.8	68,867.4	63,234.4
Tannat	3,473.6	1,266.4	622.4	8.4	2.0	15.3	91.1	6,620.0	6,857.9
Tempranillo *	1,216.9	1,870.3	833.9	3.0	18.0	234.1	304.2	7,168.3	7,761.6
Teroldego	10,990.5	805.5	1,571.7	0.0	0.0	4.9	100.5	16,306.3	16,478.9
Tinta Cao	2.8	0.0	0.0	0.0	0.0	4.6	0.0	50.9	413.4
Tinta Madeira	0.0	0.0	28.6	0.0	0.0	0.0	0.0	31.1	41.8
Touriga Nacional *	2,166.1	0.0	786.3	0.0	0.0	14.3	0.0	3,230.0	3,428.1
Trousseau *	3.0	0.0	0.0	0.0	0.0	0.0	0.0	115.6	71.8
Valdigue *	0.0	0.0	66.2	0.0	0.0	0.0	122.9	1,296.4	1,021.2
Zinfandel	81,962.5	4,244.2	74,917.6	21,548.1	62.2	293.7	1,333.5	231,393.6	309,358.7
Other Red Wine <sup>1</sup>	58.7	444.1	849.3	3,510.2	3.4	12.4	0.0	6,848.5	16,395.7
<b>Total Red</b>	<b>492,062.3</b>	<b>130,401.4</b>	<b>450,374.5</b>	<b>85,308.4</b>	<b>245.2</b>	<b>4,195.5</b>	<b>53,261.9</b>	<b>1,970,643.1</b>	<b>1,914,059.9</b>
<b>TOTAL WINE</b>	<b>784,479.3</b>	<b>315,983.9</b>	<b>993,883.1</b>	<b>191,990.4</b>	<b>306.8</b>	<b>5,589.5</b>	<b>201,500.8</b>	<b>3,684,910.6</b>	<b>3,396,852.6</b>
<b>TOTAL ALL VARIETIES</b>	<b>784,479.3</b>	<b>315,983.9</b>	<b>1,040,462.1</b>	<b>360,206.1</b>	<b>306.8</b>	<b>5,589.5</b>	<b>201,500.8</b>	<b>3,899,709.6</b>	<b>3,670,861.3</b>

\* Synonyms for variety names are shown on Page 9.

<sup>1</sup> Other categories include minor and mixed varieties.

<sup>2</sup> This variety was included in Other White Wine in 2022.

<sup>3</sup> This variety was included in Other Red Wine in 2022.







**TABLE 4: TONS OF GRAPES PURCHASED  
FOR WINE, CONCENTRATE, JUICE, VINEGAR, AND BEVERAGE BRANDY BY CALIFORNIA PROCESSORS  
FROM THE 2023 CROP BY TYPE, VARIETY, AND REPORTING DISTRICT WHERE GROWN, WITH COMPARISONS**

Type and Variety	1	2	3	4	5	6	7	8	9	10
	Tons									
<b>RAISIN GRAPES</b>										
Fiesta	0.0	0.0	0.0	0.0	0.0	0.0	0.0	0.0	0.0	0.0
Thompson Seedless *	0.0	0.0	0.0	0.0	0.0	0.0	0.0	0.0	0.0	0.0
Total Raisin	0.0	0.0	0.0	0.0	0.0	0.0	0.0	0.0	0.0	0.0
<b>TABLE GRAPES</b>										
Autumn King	0.0	0.0	0.0	0.0	0.0	0.0	0.0	0.0	0.0	0.0
Autumn Royal	0.0	0.0	0.0	0.0	0.0	0.0	0.0	0.0	0.0	0.0
Cotton Candy	0.0	0.0	0.0	0.0	0.0	0.0	0.0	0.0	0.0	0.0
Crimson Seedless *	0.0	0.0	0.0	0.0	0.0	0.0	0.0	0.0	0.0	0.0
Emerald Seedless *	0.0	0.0	0.0	0.0	0.0	0.0	0.0	0.0	0.0	0.0
Flame Seedless *	0.0	0.0	0.0	0.0	0.0	0.0	0.0	0.0	0.0	0.0
Great Green *	0.0	0.0	0.0	0.0	0.0	0.0	0.0	0.0	0.0	0.0
Ivory *	0.0	0.0	0.0	0.0	0.0	0.0	0.0	0.0	0.0	0.0
Krissy *	0.0	0.0	0.0	0.0	0.0	0.0	0.0	0.0	0.0	0.0
Luisco	0.0	0.0	0.0	0.0	0.0	0.0	0.0	0.0	0.0	0.0
Princess *	0.0	0.0	0.0	0.0	0.0	0.0	0.0	0.0	0.0	0.0
Red Globe *	0.0	0.0	0.0	0.0	0.0	0.0	0.0	0.0	0.0	0.0
Scarlet	0.0	0.0	0.0	0.0	0.0	0.0	0.0	0.0	0.0	0.0
Scarlet Royal	0.0	0.0	0.0	0.0	0.0	0.0	0.0	0.0	0.0	0.0
Sugra-52	0.0	0.0	0.0	0.0	0.0	0.0	0.0	0.0	0.0	0.0
Sugraone *	0.0	0.0	0.0	0.0	0.0	0.0	0.0	0.0	0.0	0.0
Other Table <sup>1</sup>	0.0	0.0	3.4	0.0	0.0	0.0	0.0	0.0	0.0	0.8
Total Table	0.0	0.0	3.4	0.0	0.0	0.0	0.0	0.0	0.0	0.8
<b>WINE GRAPES (WHITE)</b>										
Albarino *	1.2	1.5	53.4	37.8	183.3	39.2	432.8	410.2	28.1	17.7
Arneis	29.3	0.0	10.3	0.0	0.0	0.0	2.9	19.7	0.0	0.0
Burger *	0.0	0.0	0.0	0.0	0.0	0.0	0.0	0.0	0.0	0.0
Chardonnay *	18,698.4	1,026.4	57,648.6	14,680.9	3,373.5	1,192.6	48,908.1	18,930.3	12,220.1	326.7
Chenin Blanc	126.4	49.5	30.7	40.3	756.3	43.2	267.7	366.0	94.6	39.5
Clairette Blanche <sup>2</sup>	0.0	0.0	1.2	0.0	0.0	0.0	43.2	75.3	0.0	2.7
Cortese	4.9	0.0	3.4	0.0	5.9	0.0	0.0	0.0	21.7	1.0
Falaghina Greco <sup>2</sup>	15.2	0.0	7.8	0.0	5.7	0.0	13.0	14.9	5.7	8.1
Fiano	0.7	0.0	29.7	0.5	0.0	1.0	0.0	8.8	4.0	13.6
Flora	1.2	0.0	0.0	24.2	0.0	0.0	0.0	0.0	0.0	0.0
French Colombard	113.8	0.0	47.3	0.0	4.6	0.0	0.0	36.9	1,303.6	0.0
Gewurztraminer	194.3	67.3	92.9	0.0	255.3	0.5	2,357.2	41.6	6.0	0.0
Gray Riesling *	0.0	0.0	53.2	0.0	0.0	0.0	2.9	11.5	0.0	0.0
Grenache Blanc *	1.1	1.7	94.0	3.0	3.3	34.3	286.1	659.2	1.2	40.7
Grenache Gris *	29.6	0.0	0.0	0.0	0.0	10.2	58.0	23.2	0.0	0.0
Gruner Veltliner	19.5	0.0	12.8	0.0	0.0	63.9	397.2	230.5	1.0	0.0
Malvasia Bianca	0.0	0.0	22.4	9.1	15.7	12.9	82.4	46.6	0.8	1.6
Marsanne	8.9	10.9	35.2	2.6	0.0	6.2	44.3	51.1	3.1	18.2
Melon	0.0	0.0	7.1	0.0	0.0	0.0	32.6	14.4	0.0	0.0
Moscato Gaillo *	0.0	0.0	7.1	0.0	0.0	0.0	0.0	2.2	0.0	2.6
Muscat Blanc *	111.1	145.3	88.0	30.5	29.8	44.1	219.2	168.6	257.6	3.7
Muscat Of Alexandria	0.0	0.0	1.8	0.0	0.0	0.0	0.0	0.0	2.0	7.1
Muscat Orange	29.3	0.0	0.0	4.9	0.0	0.0	0.0	155.2	202.6	0.0
Palomino *	0.0	0.0	1.5	0.0	0.0	17.4	0.0	0.0	0.0	0.0
Pecorino	0.0	0.0	0.0	0.0	0.0	0.0	0.0	0.0	0.0	0.0
Picpoul Blanc	5.5	0.0	7.2	1.5	0.0	0.0	68.5	87.8	4.7	21.8
Pinot Blanc	112.7	0.0	144.9	127.3	0.0	2.3	636.7	58.3	0.0	0.0
Pinot Gris *	146.0	216.2	597.7	96.6	2,598.3	431.8	6,899.4	2,012.2	4,672.2	67.6
Ribolla Gialla *	4.9	0.0	29.8	25.3	0.0	0.0	3.8	0.1	0.0	0.0
Roussanne	9.0	40.8	45.9	1.7	0.0	9.7	10.4	142.7	8.5	31.2
Sauvignon Blanc *	3,180.9	12,604.5	13,265.4	6,933.4	2,157.6	968.0	6,281.5	11,642.0	2,146.6	544.7
Sauvignon Gris	0.0	20.0	22.8	20.8	0.0	0.0	3.2	0.0	0.0	0.0
Sauvignon Vert *	4.8	0.0	8.7	4.4	0.0	0.0	0.0	0.0	0.0	0.0
Semillon	32.6	38.1	222.8	288.2	0.0	23.1	39.4	24.9	1.6	30.8
St. Emilion *	4.0	0.0	0.0	0.0	0.0	0.0	0.0	7.6	7.0	0.0
Sylvaner	0.0	0.0	0.0	0.0	0.0	0.0	0.0	3.5	0.0	0.0
Symphony	0.0	0.0	0.5	0.0	90.5	0.0	0.0	0.0	0.0	0.0
Tocai Friulano	12.6	0.0	15.6	16.1	0.0	0.0	0.0	46.5	0.0	6.8
Torrontes	0.0	0.0	0.0	0.0	0.0	0.0	2.0	1.7	0.0	0.0
Triplett Blanc	0.0	0.0	0.0	0.0	0.0	0.0	0.0	0.0	0.0	0.0
Verdejo	0.0	0.0	0.0	1.4	1.8	35.8	2.3	1.3	1.0	8.2
Verdelho	0.0	0.0	1.0	0.0	19.0	40.5	4.1	33.8	182.4	12.7
Vermentino *	35.2	4.9	128.3	31.9	0.5	5.3	56.5	171.8	500.3	106.2
Vernaccia	0.0	0.0	18.9	0.0	0.0	0.0	0.0	0.0	0.0	0.0
Viognier	272.9	36.2	383.4	135.7	104.3	25.0	64.8	952.5	123.9	99.2
White Riesling *	80.4	42.9	89.0	133.3	400.2	2.0	2,081.6	357.8	5.9	6.2
Other White Wine <sup>1</sup>	25.6	0.0	61.2	26.2	3.4	23.1	24.1	45.2	32.6	27.3
Total White	23,312.0	14,306.2	73,291.5	22,677.6	10,009.0	3,032.1	69,325.9	36,855.9	21,838.8	1,445.9

**TABLE 4: TONS OF GRAPES PURCHASED  
FOR WINE, CONCENTRATE, JUICE, VINEGAR, AND BEVERAGE BRANDY BY CALIFORNIA PROCESSORS  
FROM THE 2023 CROP BY TYPE, VARIETY, AND REPORTING DISTRICT WHERE GROWN, WITH COMPARISONS**

Type and Variety	11	12	13	14	15	16	17	State Total	
								2023	2022
Tons									
<b>RAISIN GRAPES</b>									
Fiesta	0.0	0.0	5,442.8	0.0	0.0	0.0	0.0	5,442.8	11,389.8
Thompson Seedless *	0.0	0.0	37,682.3	1,141.0	0.0	0.0	0.0	38,823.3	85,364.6
Total Raisin	0.0	0.0	43,125.1	1,141.0	0.0	0.0	0.0	44,266.1	96,754.4
<b>TABLE GRAPES</b>									
Autumn King	0.0	0.0	0.0	695.5	0.0	0.0	0.0	695.5	2,347.3
Autumn Royal	0.0	0.0	0.0	1,098.9	0.0	0.0	0.0	1,098.9	60.8
Cotton Candy	0.0	0.0	0.0	432.0	0.0	0.0	0.0	432.0	0.0
Crimson Seedless *	0.0	0.0	0.0	0.0	0.0	0.0	0.0	0.0	287.1
Emerald Seedless *	0.0	0.0	0.0	0.0	0.0	0.0	0.0	0.0	1,149.8
Flame Seedless *	0.0	0.0	0.0	0.0	0.0	0.0	0.0	0.0	5,682.4
Great Green *	0.0	0.0	0.0	640.9	0.0	0.0	0.0	640.9	0.0
Ivory *	0.0	0.0	0.0	4,033.7	0.0	0.0	0.0	4,033.7	10,224.3
Krissy *	0.0	0.0	0.0	1,115.0	0.0	0.0	0.0	1,115.0	0.0
Luisco	0.0	0.0	0.0	563.7	0.0	0.0	0.0	563.7	0.0
Princess *	0.0	0.0	0.0	0.0	0.0	0.0	0.0	0.0	290.7
Red Globe *	0.0	0.0	0.0	368.0	0.0	0.0	0.0	368.0	1,595.1
Scarlet	0.0	0.0	0.0	1,949.3	0.0	0.0	0.0	1,949.3	0.0
Scarlet Royal	0.0	0.0	0.0	0.0	0.0	0.0	0.0	0.0	4,099.8
Sugra-52	0.0	0.0	0.0	839.2	0.0	0.0	0.0	839.2	0.0
Sugraone *	0.0	0.0	0.0	1,008.7	0.0	0.0	0.0	1,008.7	1,732.5
Other Table <sup>1</sup>	0.0	0.0	3,134.2	2,128.5	0.0	0.0	0.0	5,266.9	20,907.9
Total Table	0.0	0.0	3,134.2	14,873.4	0.0	0.0	0.0	18,011.8	48,377.7
<b>WINE GRAPES (WHITE)</b>									
Albarino *	3,405.9	708.6	4.7	0.0	2.0	32.3	4,842.8	10,201.5	7,320.1
Arneis	1.5	0.0	0.0	0.0	0.0	19.0	0.0	82.7	74.0
Burger *	2,091.8	841.2	3,367.1	0.0	0.0	0.0	0.0	6,300.1	9,813.8
Chardonnay *	133,509.4	29,061.9	62,523.0	17,402.4	3.9	112.7	48,825.1	468,444.0	398,486.1
Chenin Blanc	3,100.1	4,123.0	11,941.6	0.0	0.0	0.0	8,298.4	29,277.3	28,869.1
Clairette Blanche <sup>2</sup>	0.0	1.9	5.1	0.0	0.0	0.0	0.0	129.4	0.0
Cortese	0.0	0.0	0.0	0.0	0.0	0.0	10.9	47.8	62.0
Falaghina Greco <sup>2</sup>	10.4	0.0	0.0	0.0	0.0	0.0	19.3	100.1	0.0
Fiano	11.8	0.0	3.5	0.0	0.0	18.2	1.5	93.3	67.0
Flora	0.0	0.0	0.0	0.0	0.0	0.0	0.0	25.4	12.3
French Colombard	2,515.2	2,321.2	231,518.3	32,148.4	2.2	0.0	95.6	270,107.1	252,500.7
Gewurztraminer	886.3	0.0	0.0	0.0	0.0	0.0	5,042.0	8,943.4	8,243.5
Gray Riesling *	0.0	0.0	0.0	0.0	0.0	0.0	0.0	67.6	81.0
Grenache Blanc *	153.5	2.1	10.3	0.0	0.0	47.0	0.0	1,337.5	1,010.2
Grenache Gris *	0.0	0.0	0.0	0.0	0.0	0.0	0.0	121.0	91.4
Gruner Veltliner	35.8	0.0	0.0	0.0	0.0	0.0	74.2	834.9	579.3
Malvasia Bianca	867.2	270.4	48.1	0.0	0.0	4.5	0.0	1,381.7	908.0
Marsanne	25.6	0.0	29.7	0.0	0.0	0.0	0.0	235.8	199.9
Melon	0.0	0.0	0.0	0.0	0.0	0.0	0.0	54.1	33.2
Moscato Gaillo *	0.0	0.0	0.0	0.0	0.0	0.0	0.0	11.9	1.8
Muscat Blanc *	2,719.4	1,164.6	8,577.3	16,601.3	1.8	81.4	343.1	30,586.8	26,391.0
Muscat Of Alexandria	0.0	2,449.3	103,202.5	27,422.3	0.0	1.0	94.6	133,180.6	140,368.8
Muscat Orange	588.7	867.1	1,040.8	0.0	0.0	0.0	51.8	2,940.4	2,528.1
Palomino *	0.0	0.0	25.4	0.0	32.0	0.0	0.0	76.3	41.8
Pecorino	0.0	0.0	0.0	0.0	0.0	28.1	0.0	28.1	23.3
Picpoul Blanc	32.6	0.0	0.0	0.0	0.0	0.0	0.0	229.6	200.1
Pinot Blanc	0.7	0.0	0.0	0.0	0.0	0.0	0.0	1,082.9	912.9
Pinot Gris *	72,381.7	33,701.4	45,163.0	7,019.2	0.0	65.9	21,119.9	197,189.1	167,024.1
Ribolla Gialla *	3.8	0.0	0.0	0.0	0.0	0.0	0.0	67.7	59.4
Roussanne	44.3	0.0	4.4	0.0	0.0	1.0	0.0	349.6	366.1
Sauvignon Blanc *	36,195.6	4,552.1	2,787.0	3,411.4	0.0	63.6	20,057.3	126,791.6	102,001.7
Sauvignon Gris	0.0	0.0	0.0	0.0	0.0	0.0	0.0	66.8	56.8
Sauvignon Vert *	0.0	0.0	0.0	0.0	0.0	0.0	0.0	17.9	12.0
Semillon	963.1	0.0	6.5	0.0	0.0	0.6	499.6	2,171.3	2,000.3
St. Emilion *	0.0	0.0	0.0	0.0	0.0	0.0	0.0	18.6	14.1
Sylvaner	0.0	0.0	0.0	0.0	0.0	0.0	0.0	3.5	0.0
Symphony	941.8	1,120.2	6,309.5	0.0	0.0	0.0	4.0	8,466.5	10,528.9
Tocai Friulano	0.0	0.0	0.0	0.0	0.0	0.0	0.0	97.6	75.3
Torrontes	47.7	0.0	0.0	0.0	0.0	0.8	1.6	53.8	35.6
Triplet Blanc	0.0	0.0	3,133.4	0.0	0.0	0.0	0.0	3,133.4	4,956.6
Verdejo	45.5	0.0	0.0	0.0	0.0	0.0	5.8	103.1	114.5
Verdelho	1,953.0	1.5	0.0	0.0	0.0	4.7	259.9	2,512.6	1,915.3
Vermantino *	1,383.5	29.4	4.4	0.0	0.0	111.7	0.0	2,569.9	1,859.1
Vernaccia	0.0	0.0	0.0	0.0	0.0	0.0	0.0	18.9	5.2
Viognier	8,514.7	2,064.0	35.0	0.0	0.0	42.2	2,958.5	15,812.3	12,722.7
White Riesling *	1,875.3	752.3	119.6	0.0	0.0	4.8	4,732.3	10,683.6	9,443.5
Other White Wine <sup>1</sup>	1,515.1	0.0	29.7	1,986.7	1.0	5.1	13.2	3,819.5	12,143.6
Total White	275,821.0	84,032.2	479,889.9	105,991.7	42.9	644.6	117,351.4	1,339,868.6	1,204,154.2

**TABLE 4: TONS OF GRAPES PURCHASED  
FOR WINE, CONCENTRATE, JUICE, VINEGAR, AND BEVERAGE BRANDY BY CALIFORNIA PROCESSORS  
FROM THE 2023 CROP BY TYPE, VARIETY, AND REPORTING DISTRICT WHERE GROWN, WITH COMPARISONS**

Type and Variety	1	2	3	4	5	6	7	8	9	10
Tons										
<b>WINE GRAPES (RED)</b>										
Aglianico	0.0	0.0	10.0	0.9	0.0	6.6	1.5	24.2	3.0	11.3
Aleatico	0.0	0.0	16.6	2.9	0.0	0.0	0.0	0.0	0.0	0.0
Alicante Bouschet *	0.0	2.3	97.7	0.0	5.8	18.4	0.0	24.7	1.6	10.6
Arinarnoa	0.0	0.0	0.0	0.0	0.0	0.0	0.0	0.0	0.0	0.0
Barbera	162.0	118.5	132.0	1.0	13.0	15.5	11.7	177.9	65.8	797.0
Blaufraenkisch *	0.0	0.0	0.0	0.4	0.0	0.0	12.0	14.4	5.9	0.0
Cabernet Dorsa	0.0	0.0	0.0	0.0	0.0	0.0	0.0	0.0	0.0	0.0
Cabernet Franc	64.3	151.5	786.1	1,908.8	12.3	206.9	71.8	2,394.4	3.7	263.3
Cabernet Sauvignon	6,057.1	16,169.8	30,434.4	56,626.4	1,577.4	2,067.7	12,988.5	79,559.5	4,956.8	2,086.8
Carignane	620.8	20.9	202.5	5.3	8.0	423.0	12.6	237.9	7.5	13.8
Carmenere	0.0	0.0	7.1	0.0	0.0	2.0	0.0	28.7	0.0	0.0
Charbono	21.9	5.0	0.0	116.9	11.8	0.0	0.0	21.2	0.0	16.2
Cinsaut *	5.2	4.6	6.7	10.2	0.0	3.9	204.4	191.5	3.0	48.2
Counoise	8.4	0.0	3.7	4.7	0.0	0.0	0.8	64.7	9.7	5.7
Dolcetto	40.7	2.0	17.2	0.0	0.0	5.1	1.8	19.9	0.0	22.9
Dornfelder	0.0	0.0	0.0	0.0	0.0	0.0	16.8	3.7	5.0	0.0
Durif	0.0	0.0	0.0	0.0	0.0	5.8	0.0	0.0	1.0	4.0
Freisa	1.5	0.0	0.5	0.0	0.0	0.0	3.4	2.3	0.0	0.0
Gamay Noir Au Jus Blanc	0.0	0.0	7.4	8.1	0.0	1.0	4.4	3.1	0.0	42.3
Graciano	0.0	0.0	2.1	0.0	1.1	0.0	1.0	185.6	4.3	5.4
Grenache *	554.4	170.0	1,013.7	245.6	32.5	329.5	3,042.6	5,846.8	62.2	317.3
Grignolino	6.2	0.0	2.9	13.7	0.0	0.0	0.0	0.0	0.0	0.0
Lagrein	0.0	0.0	0.0	2.8	0.0	0.0	0.0	203.2	0.0	17.1
Malbec	92.2	611.8	980.5	1,139.1	38.3	48.2	1,567.2	1,681.0	1,612.8	405.4
Mencia <sup>3</sup>	5.6	0.0	0.0	3.1	0.0	0.0	1.3	24.6	0.0	0.0
Merlot	2,333.8	604.4	6,940.8	7,691.2	155.5	1,301.8	5,621.9	8,284.0	319.2	277.2
Meunier *	2.5	0.0	128.9	151.8	0.0	0.0	0.0	12.1	0.0	0.0
Mission *	0.0	0.0	0.0	0.0	0.0	3.4	0.9	0.8	0.0	5.0
Montepulciano	16.7	9.8	31.7	3.0	0.0	19.9	3.8	8.7	3.3	12.6
Mourvedre *	21.9	77.6	150.3	22.6	6.4	522.6	150.5	1,228.1	18.3	153.3
Muscat Hamburg *	0.0	0.0	7.2	0.0	0.0	0.0	0.0	0.0	0.1	10.8
Nebbiolo	22.7	7.8	34.1	0.2	0.0	13.7	1.3	94.2	5.5	21.3
Negrette *	0.0	0.0	0.0	0.7	0.0	0.0	15.4	0.0	0.0	0.0
Negroamaro	8.9	1.4	2.7	0.0	0.0	0.0	0.0	1.7	1.0	2.2
Nero D'avola *	30.8	17.1	3.7	0.0	1.0	0.0	0.0	9.2	2.0	27.5
Petit Verdot	24.7	316.7	540.2	1,375.7	153.1	1,032.7	209.6	3,456.8	2,183.1	158.9
Petite Sirah	942.1	2,231.8	1,328.2	1,539.3	825.0	1,394.3	1,209.0	8,964.4	3,410.8	381.0
Pinot Noir *	3,904.1	488.5	35,358.0	5,008.7	5,659.1	472.6	38,720.3	17,326.8	38.0	41.0
Pinotage	4.9	0.0	0.0	0.0	0.0	0.0	0.0	0.0	0.0	0.0
Prieto Picudo	0.0	0.0	0.0	0.0	0.0	0.0	0.0	0.0	0.0	0.0
Primitivo	31.5	2.0	183.1	45.1	27.1	5.1	0.0	324.1	11.5	205.4
Refosco *	0.5	0.0	10.1	1.4	0.0	2.2	0.0	41.4	0.0	5.4
Royalty	0.0	0.0	0.0	0.0	0.0	0.0	0.0	0.0	0.0	0.0
Rubired *	0.0	0.0	0.0	0.0	0.0	0.0	0.0	0.0	0.0	0.0
Ruby Cabernet	0.0	0.0	0.0	0.0	0.0	0.0	0.0	0.0	0.1	0.0
Sagrantino	0.0	1.4	11.5	0.0	0.0	0.0	7.2	2.9	0.0	3.2
Sangiovese *	161.5	26.9	907.3	243.7	47.2	56.9	129.9	565.4	4.0	175.7
Segalin	0.0	0.0	0.0	0.0	0.0	0.0	0.0	0.0	0.0	0.0
Souzao	0.0	2.7	0.0	0.0	0.0	4.7	0.0	3.7	0.0	7.0
St Laurent	0.0	0.0	13.5	6.4	0.0	0.0	0.0	0.0	0.0	0.0
St Macaire <sup>3</sup>	0.0	0.0	0.0	0.0	0.0	0.0	0.0	99.6	0.0	0.0
Syrah *	1,275.0	527.3	1,723.0	1,101.1	137.7	129.4	2,810.1	7,522.7	541.6	620.1
Tannat	8.8	0.0	14.3	3.2	6.8	0.0	1.0	246.1	483.9	16.5
Tempranillo *	6.0	77.8	28.9	29.3	14.3	18.5	62.6	541.8	398.5	125.9
Teroldego	0.0	34.1	5.5	0.0	74.2	302.2	69.9	71.7	1,667.4	4.8
Tinta Cao	0.9	0.0	3.6	0.6	0.0	11.4	0.0	2.1	0.0	6.6
Tinta Madeira	0.0	0.0	0.0	0.0	0.0	0.0	0.0	0.0	0.0	0.0
Touriga Nacional *	8.8	23.6	0.0	1.6	0.0	13.1	0.0	37.8	0.0	13.0
Trousseau *	16.7	15.6	11.5	0.0	0.0	0.0	7.8	8.9	3.5	7.8
Valdiguié *	30.4	0.0	33.3	26.3	71.6	15.5	297.0	243.0	16.1	21.7
Zinfandel	2,227.9	1,146.4	8,956.4	2,756.7	111.3	1,703.9	349.2	3,774.4	14.3	2,544.8
Other Red Wine <sup>1</sup>	36.5	6.6	291.2	44.6	0.0	43.3	105.7	50.7	10.1	7.3
<b>Total Red</b>	<b>18,757.9</b>	<b>22,875.9</b>	<b>90,440.1</b>	<b>80,143.1</b>	<b>8,990.5</b>	<b>10,200.8</b>	<b>67,714.9</b>	<b>143,632.4</b>	<b>15,874.6</b>	<b>8,923.3</b>
<b>TOTAL WINE</b>	<b>42,069.9</b>	<b>37,182.1</b>	<b>163,731.6</b>	<b>102,820.7</b>	<b>18,999.5</b>	<b>13,232.9</b>	<b>137,040.8</b>	<b>180,488.3</b>	<b>37,713.4</b>	<b>10,369.2</b>
<b>TOTAL ALL VARIETIES</b>	<b>42,069.9</b>	<b>37,182.1</b>	<b>163,735.0</b>	<b>102,820.7</b>	<b>18,999.5</b>	<b>13,232.9</b>	<b>137,040.8</b>	<b>180,488.3</b>	<b>37,713.4</b>	<b>10,370.0</b>

**TABLE 4: TONS OF GRAPES PURCHASED  
FOR WINE, CONCENTRATE, JUICE, VINEGAR, AND BEVERAGE BRANDY BY CALIFORNIA PROCESSORS  
FROM THE 2023 CROP BY TYPE, VARIETY, AND REPORTING DISTRICT WHERE GROWN, WITH COMPARISONS**

Type and Variety	11	12	13	14	15	16	17	State Total	
								2023	2022
Tons									
<b>WINE GRAPES (RED)</b>									
Aglianico	52.4	1.2	0.0	0.0	0.0	8.5	19.7	139.3	162.0
Aleatico	0.0	0.0	0.0	0.0	0.0	0.0	0.0	19.5	24.6
Alicante Bouschet *	811.6	0.0	159.0	1.0	11.5	5.6	3.8	1,153.6	2,460.1
Arinarnoa	0.0	0.0	575.0	0.0	0.0	0.0	0.0	575.0	0.0
Barbera	1,198.3	415.3	27,700.0	2,128.3	0.0	45.6	11.8	32,993.7	40,814.3
Blaufraenkisch *	2.9	0.0	0.0	0.0	0.0	0.0	0.0	35.6	23.0
Cabernet Dorsa	0.0	0.0	0.0	0.0	0.0	0.0	0.0	0.0	199.1
Cabernet Franc	1,255.9	0.0	128.5	0.0	1.3	91.9	28.4	7,369.1	5,367.9
Cabernet Sauvignon	160,211.8	51,971.4	34,594.4	9,606.0	11.9	350.8	422.7	469,693.4	429,039.7
Carignane	604.6	0.0	2,807.8	0.0	0.0	23.3	0.9	4,988.9	5,495.5
Carmenere	16.1	0.0	0.0	0.0	0.0	2.0	0.0	55.9	42.6
Charbono	7.0	0.0	0.0	0.0	0.0	0.0	0.0	200.0	155.9
Cinsaut *	131.1	24.2	5.5	0.0	0.0	25.1	3.3	666.9	763.9
Counoise	11.6	0.0	0.0	0.0	0.0	2.2	0.0	111.5	139.4
Dolcetto	173.3	0.0	0.0	0.0	0.0	1.0	0.0	283.9	348.8
Dornfelder	232.5	0.0	0.0	0.0	0.0	0.0	0.0	258.0	301.1
Durif	0.0	0.0	0.0	0.0	0.0	0.0	0.0	10.8	17.2
Freisa	0.0	0.0	0.0	0.0	0.0	0.0	0.0	7.7	10.6
Gamay Noir Au Jus Blanc	0.0	0.0	0.0	0.0	0.0	0.0	0.0	66.3	8.4
Graciano	339.7	0.0	0.0	0.0	0.0	0.0	1.1	540.3	683.1
Grenache *	770.9	985.0	27,941.3	2,000.8	21.4	91.7	37.7	43,463.4	42,500.4
Grignolino	0.8	0.0	0.0	0.0	0.0	0.0	0.0	23.6	37.6
Lagrein	0.0	0.0	0.0	0.0	0.0	0.0	0.0	223.1	122.2
Malbec	11,615.1	407.0	146.8	0.0	4.5	93.2	157.9	20,601.0	23,327.0
Mencia <sup>3</sup>	24.1	0.4	0.0	0.0	0.8	0.0	0.0	59.9	0.0
Merlot	51,239.6	16,872.6	11,977.1	9,228.7	4.0	112.2	3,012.8	125,976.8	139,867.7
Meunier *	0.0	0.0	0.0	0.0	0.0	0.0	0.0	295.3	268.0
Mission *	38.4	0.0	609.7	0.0	8.5	0.0	0.0	666.7	798.6
Montepulciano	23.3	1.5	0.0	0.0	0.0	55.9	0.0	190.2	297.4
Mourvedre *	205.8	2.5	39.6	0.5	11.7	41.8	1.0	2,654.5	2,596.0
Muscat Hamburg *	277.8	49.1	1,039.8	0.0	0.0	0.0	0.0	1,384.8	1,291.9
Nebbiolo	4.1	0.0	105.5	0.0	0.0	1.4	17.8	329.6	147.1
Negrette *	0.0	0.0	0.0	0.0	0.0	0.0	0.0	16.1	13.1
Negroamaro	0.0	0.0	0.0	0.0	0.0	3.8	0.0	21.7	14.6
Nero D'avola *	104.4	3.4	2.7	0.0	0.0	9.8	0.0	211.6	110.3
Petit Verdot	8,434.3	3,191.6	707.1	0.0	4.0	18.2	15.7	21,822.4	25,284.2
Petite Sirah	30,259.8	7,784.3	2,369.4	101.2	0.0	157.4	5,641.4	68,539.4	71,430.3
Pinot Noir *	43,706.5	9,757.5	8,857.3	1,688.1	4.9	6.8	29,012.3	200,050.5	182,162.7
Pinotage	3.0	0.0	0.0	0.0	0.0	0.0	0.0	7.9	4.3
Prieto Picudo	3.9	1.0	0.0	0.0	0.0	0.0	0.0	4.9	2.4
Primitivo	114.3	5.0	185.6	169.5	0.0	13.3	1.7	1,324.3	1,536.1
Refosco *	0.0	0.0	0.0	0.0	0.0	0.0	0.0	61.0	46.8
Royalty	0.0	0.0	30.2	0.0	0.0	0.0	0.0	30.2	24.6
Rubired *	3,749.1	3,607.6	158,808.3	26,334.4	0.0	0.0	0.0	192,499.4	167,923.6
Ruby Cabernet	228.2	2,744.9	7,536.3	4,709.8	0.0	0.0	0.0	15,219.3	13,982.2
Sagrantino	96.4	0.0	0.0	0.0	0.0	14.6	5.0	142.2	75.5
Sangiovese *	404.3	124.2	755.5	0.0	0.8	186.1	7.6	3,797.0	3,216.2
Segalin	0.0	0.0	0.0	0.0	0.0	0.0	0.0	0.0	214.4
Souzao	90.1	0.0	454.9	0.0	0.0	0.0	0.0	563.1	673.9
St Laurent	0.0	0.0	0.0	0.0	0.0	0.0	0.0	19.9	21.0
St Macaire <sup>3</sup>	0.0	0.0	0.0	0.0	0.0	0.0	0.0	99.6	0.0
Syrah *	10,800.5	1,074.3	18,916.9	1.3	12.9	245.0	29.9	47,468.8	46,579.0
Tannat	2,969.2	1,266.4	600.4	2.0	2.0	4.7	89.3	5,714.6	5,661.3
Tempranillo *	1,077.4	1,860.7	512.0	3.0	1.1	122.0	67.1	4,946.9	5,968.5
Teroldego	9,958.6	801.5	1,526.0	0.0	0.0	0.0	71.7	14,587.6	15,370.2
Tinta Cao	1.3	0.0	0.0	0.0	0.0	2.3	0.0	28.8	393.4
Tinta Madeira	0.0	0.0	0.0	0.0	0.0	0.0	0.0	0.0	25.1
Touriga Nacional *	2,070.2	0.0	761.2	0.0	0.0	2.8	0.0	2,932.1	3,218.6
Trousseau *	1.9	0.0	0.0	0.0	0.0	0.0	0.0	73.7	43.6
Valdiguie *	0.0	0.0	66.2	0.0	0.0	0.0	122.9	944.0	717.3
Zinfandel	76,697.5	4,223.4	62,820.1	21,509.6	55.9	184.2	908.0	189,984.0	275,922.1
Other Red Wine <sup>1</sup>	22.9	207.4	846.2	3,510.2	2.5	0.0	0.0	5,185.2	15,520.1
<b>Total Red</b>	<b>420,042.5</b>	<b>107,383.4</b>	<b>373,586.3</b>	<b>80,994.4</b>	<b>159.7</b>	<b>1,923.2</b>	<b>39,691.5</b>	<b>1,491,334.5</b>	<b>1,533,466.5</b>
<b>TOTAL WINE</b>	<b>695,863.5</b>	<b>191,415.6</b>	<b>853,476.2</b>	<b>186,986.1</b>	<b>202.6</b>	<b>2,567.8</b>	<b>157,042.9</b>	<b>2,831,203.1</b>	<b>2,737,620.7</b>
<b>TOTAL ALL VARIETIES</b>	<b>695,863.5</b>	<b>191,415.6</b>	<b>899,735.5</b>	<b>203,000.5</b>	<b>202.6</b>	<b>2,567.8</b>	<b>157,042.9</b>	<b>2,893,481.0</b>	<b>2,882,752.8</b>

\* Synonyms for variety names are shown on Page 9.

<sup>1</sup> Other categories include minor and mixed varieties.

<sup>2</sup> This variety was included in Other White Wine in 2022.

<sup>3</sup> This variety was included in Other Red Wine in 2022.



**TABLE 5: WEIGHTED AVERAGE DEGREES BRIX FOR ALL GRAPES PURCHASED FOR WINE, CONCENTRATE, JUICE, VINEGAR, AND BEVERAGE BRANDY BY CALIFORNIA PROCESSORS FROM THE 2023 CROP BY TYPE, VARIETY, AND REPORTING DISTRICT WHERE GROWN, WITH COMPARISONS**

Type and Variety	1	2	3	4	5	6	7	8	9	10	11	12	13	14	15	16	17	State Total		
	Degrees Brix																	2023	2022	
<b>RAISIN GRAPES</b>																				
Fiesta	--	--	--	--	--	--	--	--	--	--	--	--	21.6	--	--	--	--	--	21.6	21.8
Thompson Seedless *	--	--	--	--	--	--	--	--	--	--	--	--	19.0	20.9	--	--	--	--	19.1	19.7
Total Raisin	--	--	--	--	--	--	--	--	--	--	--	--	19.4	20.9	--	--	--	--	19.4	19.9
<b>TABLE GRAPES</b>																				
Autumn King	--	--	--	--	--	--	--	--	--	--	--	--	--	18.7	--	--	--	--	18.7	19.2
Autumn Royal	--	--	--	--	--	--	--	--	--	--	--	--	--	21.9	--	--	--	--	21.9	20.8
Cotton Candy	--	--	--	--	--	--	--	--	--	--	--	--	--	18.7	--	--	--	--	18.7	--
Crimson Seedless *	--	--	--	--	--	--	--	--	--	--	--	--	--	--	--	--	--	--	--	22.2
Emerald Seedless *	--	--	--	--	--	--	--	--	--	--	--	--	--	--	--	--	--	--	--	21.2
Flame Seedless *	--	--	--	--	--	--	--	--	--	--	--	--	--	--	--	--	--	--	--	20.9
Great Green *	--	--	--	--	--	--	--	--	--	--	--	--	19.5	--	--	--	--	--	19.5	--
Ivory *	--	--	--	--	--	--	--	--	--	--	--	--	20.3	--	--	--	--	--	20.3	20.9
Krissy *	--	--	--	--	--	--	--	--	--	--	--	--	22.9	--	--	--	--	--	22.9	--
Luisco	--	--	--	--	--	--	--	--	--	--	--	--	18.0	--	--	--	--	--	18.0	--
Princess *	--	--	--	--	--	--	--	--	--	--	--	--	--	--	--	--	--	--	--	22.6
Red Globe *	--	--	--	--	--	--	--	--	--	--	--	--	20.4	--	--	--	--	--	20.4	20.1
Scarlet	--	--	--	--	--	--	--	--	--	--	--	--	24.5	--	--	--	--	--	24.5	--
Scarlet Royal	--	--	--	--	--	--	--	--	--	--	--	--	--	--	--	--	--	--	--	23.3
Sugra-52	--	--	--	--	--	--	--	--	--	--	--	--	19.5	--	--	--	--	--	19.5	--
Sugraone *	--	--	--	--	--	--	--	--	--	--	--	--	20.5	--	--	--	--	--	20.5	18.0
Other Table <sup>1</sup>	--	--	19.0	--	--	--	--	--	--	17.0	--	--	21.2	22.1	--	--	--	--	21.5	22.0
Total Table	--	--	19.0	--	--	--	--	--	--	17.0	--	--	21.2	21.2	--	--	--	--	21.2	21.4
<b>WINE GRAPES (WHITE)</b>																				
Albarino *	22.0	22.5	23.3	22.6	21.9	21.7	22.9	22.8	22.3	22.2	21.6	22.0	23.6	--	21.0	22.5	21.2	21.5	22.0	
Arneis	21.7	--	20.5	--	--	--	21.0	23.7	--	--	22.5	--	--	--	--	24.0	--	22.5	23.1	
Burger *	--	--	--	--	--	--	--	--	--	--	15.7	14.8	16.1	--	--	--	--	15.8	17.3	
Chardonnay *	23.1	22.7	22.9	22.3	23.4	23.5	24.0	24.4	23.1	23.5	23.0	22.4	21.6	23.2	23.3	23.1	23.0	22.9	23.1	
Chenin Blanc	22.4	21.7	21.1	22.6	22.0	20.2	22.0	22.0	20.1	21.5	20.0	17.5	19.6	--	--	--	20.2	19.7	20.1	
Clairette Blanche <sup>2</sup>	--	--	22.0	--	--	--	16.6	22.7	--	22.6	--	18.8	19.0	--	--	--	--	20.5	--	
Cortese	21.0	--	21.0	--	23.0	--	--	--	20.0	23.0	--	--	--	--	--	--	23.6	21.4	21.7	
Falaghina Greco <sup>2</sup>	20.4	--	21.4	--	23.0	--	22.1	22.0	20.4	22.6	21.3	--	--	--	--	--	20.7	21.4	--	
Fiano	18.0	--	21.8	23.9	--	23.2	--	21.6	21.5	23.1	23.5	--	24.1	--	--	22.8	24.0	22.5	22.4	
Flora	21.2	--	--	21.7	--	--	--	NaN	--	--	--	--	--	--	--	--	--	21.7	23.2	
French Colombard	22.1	--	20.6	--	21.0	--	--	19.4	21.1	--	18.2	20.1	19.8	19.4	20.5	--	20.5	19.7	19.9	
Gewurztraminer	22.7	22.0	23.2	--	23.0	24.5	23.6	22.7	21.9	--	21.7	--	--	--	--	--	20.9	21.8	22.9	
Gray Riesling *	--	--	21.9	--	--	--	23.1	17.0	--	--	--	--	--	--	--	--	--	21.1	21.7	
Grenache Blanc *	20.0	26.1	22.2	23.0	24.0	20.6	21.6	21.7	22.4	22.6	22.4	22.4	20.9	--	--	22.1	--	21.8	22.3	
Grenache Gris *	23.0	--	--	--	--	21.1	21.9	22.4	--	--	--	--	--	--	--	--	--	22.2	19.3	
Gruener Veltliner	22.7	--	22.6	--	--	20.0	22.4	21.8	22.4	--	22.1	--	--	--	--	--	17.9	21.6	22.9	
Malvasia Bianca	--	--	23.3	22.4	21.6	25.4	24.6	22.8	22.0	23.0	19.3	20.2	23.0	--	--	20.5	--	20.2	21.7	
Marsanne	23.6	23.5	22.8	23.5	--	20.5	22.7	23.5	21.1	23.2	22.1	--	22.4	--	--	--	--	22.8	22.6	
Melon	--	--	23.2	--	--	--	21.5	19.0	--	--	--	--	--	--	--	--	--	21.0	22.0	
Moscato Gaillo *	--	--	21.6	--	--	--	--	20.2	--	18.7	--	--	--	--	--	--	--	20.7	22.0	
Muscat Blanc *	21.6	23.7	20.8	23.3	25.0	21.8	20.9	23.0	21.9	23.9	21.7	19.9	21.7	23.5	22.0	23.4	21.9	22.6	22.3	
Muscat Of Alexandria	--	--	27.0	--	--	--	--	--	21.0	24.9	--	20.6	20.6	19.8	--	24.0	23.6	20.5	21.1	
Muscat Orange	23.3	--	--	21.5	--	--	--	22.8	23.4	--	22.8	22.9	22.5	--	--	--	23.5	22.8	23.6	
Palomino *	--	--	18.2	--	--	20.9	--	--	--	--	--	--	19.8	--	17.8	--	--	19.2	21.1	
Pecorino	--	--	--	--	--	--	--	--	--	--	--	--	--	--	--	22.2	--	22.2	24.7	
Picpoul Blanc	19.0	--	21.6	22.1	--	--	17.7	21.6	20.6	21.5	19.8	--	--	--	--	NaN	--	20.1	20.6	
Pinot Blanc	22.7	--	20.2	19.6	--	25.0	24.0	22.7	--	--	23.8	--	--	--	--	--	--	22.8	21.7	
Pinot Gris *	22.5	22.1	22.1	20.7	20.6	19.5	22.7	22.4	21.0	22.6	20.4	20.6	20.2	21.9	--	22.3	20.5	20.6	21.1	
Ribolla Gialla *	17.6	--	22.1	21.0	--	--	21.5	17.8	--	--	22.0	--	--	--	--	--	--	21.3	21.1	
Roussanne	23.1	22.3	22.6	23.6	--	17.6	22.0	22.9	22.5	23.5	23.5	--	23.8	--	--	26.0	--	22.8	23.0	
Sauvignon Blanc *	22.8	22.5	22.6	22.9	22.0	21.7	23.3	22.9	20.1	22.4	20.7	19.0	21.4	22.8	--	22.5	19.6	21.5	21.9	
Sauvignon Gris	--	25.5	23.8	25.0	--	--	21.0	--	--	--	--	--	--	--	--	--	--	24.5	25.2	
Sauvignon Vert *	18.6	--	22.8	20.0	--	--	--	--	--	--	--	--	--	--	--	--	--	21.0	22.5	
Semillon	21.4	20.9	21.8	20.7	--	13.1	24.1	22.3	21.1	22.1	20.8	--	24.2	--	--	24.0	19.2	20.6	21.0	
St. Emilion *	16.6	--	--	--	--	--	--	21.2	22.0	--	--	--	--	--	--	--	--	20.5	21.3	
Sylvaner	--	--	--	--	--	--	--	22.1	--	--	--	--	--	--	--	--	--	22.1	--	
Symphony	--	--	22.5	--	22.1	--	--	--	--	--	21.7	19.3	23.1	--	--	--	22.0	22.4	22.2	
Tocai Friulano	20.9	--	22.5	22.4	--	--	--	20.4	--	21.4	--	--	--	--	--	--	--	21.2	21.3	
Torrontes	--	--	--	--	--	--	21.5	20.3	--	--	22.7	--	--	--	--	21.4	22.0	22.5	22.1	
Triplet Blanc	--	--	--	--	--	--	--	--	--	--	--	--	20.6	--	--	--	--	20.6	21.0	
Verdejo	--	--	--	20.6	24.0	21.4	22.0	22.0	23.0	23.2	22.9	--	--	--	--	--	18.4	22.1	23.4	
Verdelho	--	--	24.1	--	22.5	21.7	21.4	23.2	23.9	23.5	23.3	22.6	--	--	--	22.4	22.4	23.2	23.9	
Vermentino *	22.3	21.0	21.7	22.5	22.7	21.1	18.8	22.4	21.0	21.5	22.1	19.9	24.1	--	--	23.5	--	21.8	21.1	
Vernaccia	--	--	24.0	--	--	--	--	--	--	--	--	--	--	--	--	--	--	24.0	23.9	
Viognier	23.5	22.6	24.7	23.6	24.7	21.4	24.7	24.6	24.5	23.7	24.9	25.9	21.8	--	--	23.7	24.8	24.9	24.8	
White Riesling *	22.4	22.8	21.9	20.5	20.1	20.2	22.4	22.9	21.9	22.0	21.3	20.4	18.8	--	--	23.0	20.0	20.9	21.2	
Other White Wine <sup>1</sup>	20.5	--	22.0	21.7	21.9	15.1	21.2	23.4	21.1	22.4	20.0	--	24.5	18.8	21.0	23.8	19.6	19.5	21.4	
Total White	23.0	22.5	22.9	22.4	22.1	21.9	23.7	23.7	22.2	22.7	21.9	21.0	20.3	21.0	18.8	23.0	21.5	21.4	21.6	



**TABLE 6: WEIGHTED AVERAGE GROWER RETURNS PER TON DELIVERED BASIS PURCHASED FOR WINE, CONCENTRATE, JUICE, VINEGAR, AND BEVERAGE BRANDY BY CALIFORNIA PROCESSORS FROM THE 2023 CROP BY TYPE, VARIETY, AND REPORTING DISTRICT WHERE GROWN, WITH COMPARISONS**

Type and Variety	1	2	3	4	5	6	7	8	9	10
	Dollars									
<b>RAISIN GRAPES</b>										
Fiesta	--	--	--	--	--	--	--	--	--	--
Thompson Seedless *	--	--	--	--	--	--	--	--	--	--
Total Raisin	--	--	--	--	--	--	--	--	--	--
<b>TABLE GRAPES</b>										
Autumn King	--	--	--	--	--	--	--	--	--	--
Autumn Royal	--	--	--	--	--	--	--	--	--	--
Cotton Candy	--	--	--	--	--	--	--	--	--	--
Crimson Seedless *	--	--	--	--	--	--	--	--	--	--
Emerald Seedless *	--	--	--	--	--	--	--	--	--	--
Flame Seedless *	--	--	--	--	--	--	--	--	--	--
Great Green *	--	--	--	--	--	--	--	--	--	--
Ivory *	--	--	--	--	--	--	--	--	--	--
Krissy *	--	--	--	--	--	--	--	--	--	--
Luisco	--	--	--	--	--	--	--	--	--	--
Princess *	--	--	--	--	--	--	--	--	--	--
Red Globe *	--	--	--	--	--	--	--	--	--	--
Scarlet	--	--	--	--	--	--	--	--	--	--
Scarlet Royal	--	--	--	--	--	--	--	--	--	--
Sugra-52	--	--	--	--	--	--	--	--	--	--
Sugraone *	--	--	--	--	--	--	--	--	--	--
Other Table <sup>1</sup>	--	--	4,000.00	--	--	--	--	--	--	1,500.00
Total Table	--	--	4,000.00	--	--	--	--	--	--	1,500.00
<b>WINE GRAPES (WHITE)</b>										
Albarino *	2,600.00	2,800.00	2,974.06	4,116.07	689.32	782.74	1,466.93	2,286.41	1,406.94	1,778.25
Arneis	2,835.97	--	2,167.96	--	--	--	1,850.00	2,277.03	--	--
Burger *	--	--	--	--	--	--	--	--	--	--
Chardonnay *	1,403.45	964.97	2,559.87	3,690.32	935.93	1,391.03	1,269.70	1,677.11	655.71	1,862.19
Chenin Blanc	2,171.08	1,925.66	2,097.61	3,177.44	606.73	638.68	2,301.08	1,691.29	1,129.76	1,882.28
Clairette Blanche <sup>2</sup>	--	--	2,891.00	--	--	--	1,100.00	2,622.94	--	1,633.33
Cortese	4,000.00	--	4,000.00	--	1,450.00	--	--	--	1,439.40	1,450.00
Falaghina Greco <sup>2</sup>	3,637.83	--	3,284.62	--	1,450.00	--	3,038.46	2,439.60	1,450.00	1,873.46
Fiano	3,600.00	--	3,109.02	2,500.00	--	2,000.00	--	1,900.00	1,407.50	2,014.34
Flora	2,487.00	--	--	2,614.07	--	--	--	NaN	--	--
French Colombard	1,193.75	--	1,593.45	--	2,200.00	--	--	1,654.20	220.99	--
Gewurztraminer	2,134.98	1,950.00	2,911.55	--	636.46	2,000.00	638.53	2,147.09	2,083.58	--
Gray Riesling *	--	--	3,004.14	--	--	--	3,500.00	1,750.00	--	--
Grenache Blanc *	2,400.00	2,600.00	2,968.00	3,500.00	1,700.00	515.00	1,491.37	2,175.70	1,633.33	2,161.30
Grenache Gris *	2,400.00	--	--	--	--	3,800.00	1,300.00	2,497.20	--	--
Gruener Veltliner	2,400.00	--	3,071.48	--	--	1,933.02	1,187.30	2,381.14	2,200.00	--
Malvasia Bianca	--	--	2,601.56	2,890.90	1,571.66	1,900.00	1,303.71	1,931.00	1,062.50	1,200.00
Marsanne	3,045.67	1,431.33	3,249.70	3,500.00	--	1,175.00	1,960.57	2,788.16	1,770.97	2,126.37
Melon	--	--	3,000.00	--	--	--	2,615.64	2,400.00	--	--
Moscato Gaiillo *	--	--	2,544.76	--	--	--	--	2,000.00	--	2,000.00
Muscat Blanc *	986.14	1,557.17	2,357.42	2,860.71	1,404.43	952.10	1,306.87	1,695.16	1,295.03	1,254.05
Muscat Of Alexandria	--	--	6,300.00	--	--	--	--	--	2,400.00	1,904.23
Muscat Orange	2,021.76	--	--	2,650.00	--	--	--	1,316.18	421.83	--
Palomino *	--	--	2,000.00	--	--	2,026.97	--	--	--	--
Pecorino	--	--	--	--	--	--	--	--	--	--
Picpoul Blanc	4,335.43	--	2,792.36	2,200.00	--	--	1,161.90	2,743.40	2,125.53	2,149.08
Pinot Blanc	1,465.88	--	2,231.08	2,769.67	--	1,200.00	1,308.61	2,676.59	--	--
Pinot Gris *	1,957.33	1,563.09	1,981.57	2,216.32	674.42	703.80	1,062.49	1,277.65	550.26	1,312.50
Ribolla Gialla *	2,800.00	--	3,308.39	3,928.85	--	--	1,886.00	3,500.00	--	--
Roussanne	2,851.11	2,117.65	3,775.74	3,611.08	--	1,301.29	1,920.19	3,618.28	1,395.29	2,010.42
Sauvignon Blanc *	1,534.29	1,424.21	2,054.22	3,160.52	1,463.71	1,096.47	1,349.78	1,600.06	567.71	1,117.73
Sauvignon Gris	--	3,109.89	1,982.97	3,027.22	--	--	1,450.00	--	--	--
Sauvignon Vert *	2,800.00	--	2,402.22	2,825.00	--	--	--	--	--	--
Semillon	2,186.20	1,644.38	2,851.25	3,766.45	--	1,202.60	1,670.56	2,083.94	1,981.25	1,569.32
St. Emilion *	2,800.00	--	--	--	--	--	--	2,744.74	2,200.00	--
Sylvaner	--	--	--	--	--	--	--	2,000.00	--	--
Symphony	--	--	1,500.00	--	365.00	--	--	--	--	--
Tocai Friulano	1,842.06	--	3,324.04	3,673.29	--	--	--	1,871.61	--	2,157.35
Torrontes	--	--	--	--	--	--	1,600.00	2,200.00	--	--
Triplett Blanc	--	--	--	--	--	--	--	--	--	--
Verdejo	--	--	--	2,758.00	561.87	515.00	2,750.00	2,000.00	2,000.00	1,575.00
Verdelho	--	--	2,200.00	--	1,360.53	754.16	1,941.46	1,981.80	1,879.32	1,388.98
Vermentino *	2,526.56	1,800.00	2,420.41	2,698.65	1,800.00	1,679.25	1,341.33	2,173.18	1,463.24	1,775.43
Vernaccia	--	--	2,529.63	--	--	--	--	--	--	--
Viognier	1,617.02	1,839.36	3,126.04	3,676.56	668.20	1,964.70	2,055.47	1,986.71	1,609.53	2,038.19
White Riesling *	2,784.58	1,536.60	3,267.16	4,797.22	865.89	1,440.00	1,082.46	1,588.69	2,281.53	1,519.84
Other White Wine <sup>1</sup>	2,880.08	--	3,619.82	5,678.31	1,611.76	1,200.00	2,770.75	2,372.56	1,696.63	1,985.90
Total White	1,453.84	1,405.65	2,470.77	3,521.42	938.86	1,172.54	1,238.54	1,678.63	646.30	1,569.71

**TABLE 6: WEIGHTED AVERAGE GROWER RETURNS PER TON DELIVERED BASIS PURCHASED FOR WINE, CONCENTRATE, JUICE, VINEGAR, AND BEVERAGE BRANDY BY CALIFORNIA PROCESSORS FROM THE 2023 CROP BY TYPE, VARIETY, AND REPORTING DISTRICT WHERE GROWN, WITH COMPARISONS**

Type and Variety	11	12	13	14	15	16	17	State Total	
	Dollars							2023	2022
<b>RAISIN GRAPES</b>									
Fiesta	--	--	255.05	--	--	--	--	255.05	317.43
Thompson Seedless *	--	--	295.38	205.20	--	--	--	292.72	308.45
Total Raisin	--	--	290.29	205.20	--	--	--	288.09	309.50
<b>TABLE GRAPES</b>									
Autumn King	--	--	--	180.00	--	--	--	180.00	202.76
Autumn Royal	--	--	--	185.90	--	--	--	185.90	216.86
Cotton Candy	--	--	--	220.00	--	--	--	220.00	--
Crimson Seedless *	--	--	--	--	--	--	--	--	204.10
Emerald Seedless *	--	--	--	--	--	--	--	--	195.65
Flame Seedless *	--	--	--	--	--	--	--	--	191.30
Great Green *	--	--	--	212.59	--	--	--	212.59	--
Ivory *	--	--	--	198.60	--	--	--	198.60	235.27
Krissy *	--	--	--	187.07	--	--	--	187.07	--
Luisco	--	--	--	216.81	--	--	--	216.81	--
Princess *	--	--	--	--	--	--	--	--	200.00
Red Globe *	--	--	--	214.26	--	--	--	214.26	200.00
Scarlet	--	--	--	184.87	--	--	--	184.87	--
Scarlet Royal	--	--	--	--	--	--	--	--	229.60
Sugra-52	--	--	--	220.00	--	--	--	220.00	--
Sugraone *	--	--	--	215.19	--	--	--	215.19	242.22
Other Table <sup>1</sup>	--	--	174.63	190.36	--	--	--	183.66	208.33
Total Table	--	--	174.63	197.58	--	--	--	194.36	214.13
<b>WINE GRAPES (WHITE)</b>									
Albarino *	680.98	512.83	500.00	--	1,800.00	2,487.00	640.02	783.32	779.09
Arneis	1,000.00	--	--	--	--	2,347.67	--	2,439.57	2,295.90
Burger *	372.46	310.00	301.95	--	--	--	--	326.44	306.90
Chardonnay *	586.07	516.39	439.55	598.49	2,176.92	2,142.15	673.19	1,068.51	1,029.28
Chenin Blanc	446.39	395.52	355.36	--	--	--	540.86	485.40	460.52
Clairette Blanche <sup>2</sup>	--	1,700.00	1,400.00	--	--	--	--	2,034.60	--
Cortese	--	--	--	--	--	--	1,450.00	1,887.97	1,208.10
Falaghina Greco <sup>2</sup>	1,450.00	--	--	--	--	--	1,429.53	2,309.09	--
Fiano	1,157.63	--	805.26	--	--	2,312.09	1,015.78	2,228.67	2,321.86
Flora	--	--	--	--	--	--	--	2,608.07	2,664.92
French Colombard	345.40	267.24	316.60	330.56	2,300.00	--	400.00	318.49	328.57
Gewurztraminer	534.60	--	--	--	--	--	545.85	649.97	701.92
Gray Riesling *	--	--	--	--	--	--	--	2,812.06	2,873.15
Grenache Blanc *	998.57	1,850.00	1,309.71	--	--	1,933.83	--	1,893.23	1,757.18
Grenache Gris *	--	--	--	--	--	--	--	2,009.38	1,731.78
Gruener Veltliner	856.91	--	--	--	--	--	417.00	1,549.77	1,436.55
Malvasia Bianca	397.23	550.00	731.39	--	--	1,800.00	--	629.97	1,114.73
Marsanne	650.00	--	714.11	--	--	--	--	2,056.19	1,932.52
Melon	--	--	--	--	--	--	--	2,608.69	1,985.24
Moscato Gaillo *	--	--	--	--	--	--	--	2,325.02	1,316.67
Muscat Blanc *	501.30	477.98	444.61	500.00	1,800.00	2,256.49	650.98	525.36	525.98
Muscat Of Alexandria	--	390.42	310.69	278.63	--	2,497.70	784.57	306.10	313.18
Muscat Orange	482.34	510.77	525.05	--	--	--	525.00	565.39	570.82
Palomino *	--	--	250.00	--	1,546.09	--	--	1,233.21	1,219.10
Pecorino	--	--	--	--	--	2,400.00	--	2,400.00	2,400.00
Picpoul Blanc	1,236.50	--	--	--	--	NaN	--	2,024.65	2,029.59
Pinot Blanc	500.00	--	--	--	--	--	--	1,693.06	1,571.69
Pinot Gris *	601.86	525.03	482.11	501.42	--	2,077.90	626.39	591.09	580.31
Ribolla Gialla *	1,932.89	--	--	--	--	--	--	3,346.70	3,211.96
Roussanne	995.26	--	400.00	--	--	2,860.88	--	2,756.64	2,449.34
Sauvignon Blanc *	568.07	541.83	588.92	499.70	--	2,099.85	567.74	1,128.18	1,103.60
Sauvignon Gris	--	--	--	--	--	--	--	2,619.99	2,637.11
Sauvignon Vert *	--	--	--	--	--	--	--	2,612.81	2,637.38
Semillon	513.45	--	400.00	--	--	2,000.00	505.24	1,290.65	1,182.52
St. Emilion *	--	--	--	--	--	--	--	2,551.61	2,704.61
Sylvaner	--	--	--	--	--	--	--	2,000.00	--
Symphony	482.53	278.43	335.54	--	--	--	533.29	344.81	348.41
Tocai Friulano	--	--	--	--	--	--	--	2,417.06	2,261.67
Torrontes	1,651.99	--	--	--	--	2,440.00	1,750.00	1,682.01	1,544.38
Triplet Blanc	--	--	207.41	--	--	--	--	207.41	275.00
Verdejo	400.00	--	--	--	--	--	1,281.90	705.96	724.21
Verdelho	599.44	1,400.00	--	--	--	2,600.00	417.00	711.36	681.11
Vermantino *	656.00	1,422.45	602.35	--	--	2,245.92	--	1,197.26	985.50
Vernaccia	--	--	--	--	--	--	--	2,529.63	2,186.54
Viognier	566.56	451.80	540.29	--	--	2,293.11	626.23	789.02	806.76
White Riesling *	522.29	450.00	400.00	--	--	1,861.46	580.42	798.93	811.55
Other White Wine <sup>1</sup>	442.94	--	225.00	156.05	1,800.00	2,501.96	757.95	464.24	294.42
Total White	580.48	497.21	351.78	401.14	1,670.51	2,201.51	624.17	731.40	689.45

**TABLE 6: WEIGHTED AVERAGE GROWER RETURNS PER TON DELIVERED BASIS PURCHASED FOR WINE, CONCENTRATE, JUICE, VINEGAR, AND BEVERAGE BRANDY BY CALIFORNIA PROCESSORS FROM THE 2023 CROP BY TYPE, VARIETY, AND REPORTING DISTRICT WHERE GROWN, WITH COMPARISONS**

Type and Variety	1	2	3	4	5	6	7	8	9	10
	Dollars									
<b>WINE GRAPES (RED)</b>										
Aglianico	--	--	3,556.60	4,436.15	--	1,100.00	1,500.00	1,951.72	2,000.00	1,965.04
Aleatico	--	--	3,020.48	2,792.00	--	--	--	--	--	--
Alicante Bouschet *	--	2,000.00	3,561.51	--	1,100.00	1,239.85	--	2,203.20	1,250.00	1,462.74
Arinarnoa	--	--	--	--	--	--	--	--	--	--
Barbera	2,312.12	1,829.44	3,532.78	3,753.88	1,869.23	1,644.52	2,708.97	2,125.14	2,014.21	1,823.06
Blaufraenkisch *	--	--	--	5,000.00	--	--	2,300.00	1,800.00	2,033.90	--
Cabernet Dorsa	--	--	--	--	--	--	--	--	--	--
Cabernet Franc	2,874.60	2,352.49	4,558.35	10,632.72	2,600.00	2,775.98	2,360.09	2,659.21	1,689.19	1,868.93
Cabernet Sauvignon	2,140.21	2,322.04	3,061.44	9,235.40	2,226.40	1,561.06	1,368.99	1,755.26	679.79	1,522.77
Carignane	1,841.31	2,258.37	3,056.35	4,068.17	2,240.62	1,960.70	1,903.97	2,594.76	2,300.00	2,038.41
Carmenere	--	--	2,767.39	--	--	2,200.00	--	2,050.05	--	--
Charbono	2,437.44	1,800.00	--	3,928.27	1,277.97	--	--	1,800.00	--	1,751.85
Cinsaut *	3,645.12	2,200.00	3,012.84	3,754.59	--	1,184.62	1,509.75	2,027.98	2,300.00	1,998.82
Counoise	3,067.89	--	2,437.84	4,089.76	--	--	1,000.00	2,674.96	2,304.12	2,231.58
Dolcetto	2,836.86	1,600.00	2,988.77	NaN	--	3,164.71	1,000.00	2,540.57	--	1,471.40
Dornfelder	--	--	--	--	--	--	1,607.14	3,500.00	1,800.00	--
Durif	--	--	--	--	--	850.00	--	--	1,030.00	2,000.00
Freisa	2,800.00	--	4,000.00	--	--	--	3,500.00	2,000.00	--	--
Gamay Noir Au Jus Blanc	--	--	2,545.32	1,985.00	--	3,975.00	2,000.00	3,758.06	--	2,656.74
Graciano	--	--	1,642.86	--	1,400.00	--	2,000.00	3,393.85	2,800.00	2,251.85
Grenache *	2,411.24	1,887.60	3,224.93	4,289.32	1,736.62	1,631.45	1,442.59	2,250.93	1,595.10	2,159.52
Grignolino	2,800.00	--	4,000.00	5,000.00	--	--	--	--	--	--
Lagrein	--	--	--	4,500.00	--	--	--	2,246.66	--	2,261.40
Malbec	2,039.76	1,453.15	3,379.22	6,611.94	2,247.26	2,363.69	1,460.23	2,005.64	750.92	1,213.24
Mencia <sup>3</sup>	4,162.50	--	--	2,774.00	--	--	1,903.85	3,026.58	--	--
Merlot	1,457.64	1,951.97	2,206.07	4,716.29	2,180.74	1,262.15	1,136.66	1,676.28	618.85	1,808.44
Meunier *	4,100.00	--	2,786.26	2,228.37	--	--	--	3,628.39	--	--
Mission *	--	--	--	--	--	2,117.65	2,500.00	500.00	--	2,536.00
Montepulciano	2,800.00	2,200.00	2,810.37	2,820.00	--	1,100.00	3,000.00	1,414.37	2,200.00	1,497.62
Mourvedre *	4,223.72	1,870.49	3,818.14	4,110.27	1,100.00	1,829.51	2,501.82	2,749.67	1,798.36	2,175.15
Muscat Hamburg *	--	--	2,690.90	--	--	--	--	--	2,000.00	1,233.33
Nebbiolo	2,994.27	1,800.00	3,314.42	4,500.00	--	3,441.24	2,850.00	2,777.92	2,200.00	1,995.31
Negrette *	--	--	--	3,800.00	--	--	3,081.17	--	--	--
Negroamaro	2,249.44	1,600.00	3,653.79	--	--	--	--	2,300.00	1,200.00	2,125.00
Nero D'avola *	2,455.68	3,666.08	2,816.54	--	2,000.00	--	--	2,414.13	2,200.00	1,692.71
Petit Verdot	2,330.45	2,012.41	3,884.86	8,357.24	1,878.51	740.53	1,382.81	1,802.14	732.04	1,687.70
Petite Sirah	2,212.15	1,935.73	3,271.67	4,475.53	1,895.64	1,056.39	1,431.49	1,698.40	828.27	1,837.89
Pinot Noir *	3,512.99	2,230.73	3,880.92	2,938.93	847.73	3,143.57	1,796.54	2,251.54	2,947.63	2,164.47
Pinotage	1,800.00	--	--	--	--	--	--	--	--	--
Prieto Picudo	--	--	--	--	--	--	--	--	--	--
Primitivo	1,645.88	1,600.00	2,975.91	4,437.60	2,584.50	2,063.73	--	1,783.25	1,926.09	1,712.87
Refosco *	3,600.00	--	3,881.19	3,800.00	--	3,581.82	--	1,736.10	--	2,048.15
Royalty	--	--	--	--	--	--	--	--	--	--
Rubired *	--	--	--	--	--	--	--	--	--	--
Ruby Cabernet	--	--	--	--	--	--	--	--	2,800.00	--
Sagrantino	--	2,000.00	2,648.58	--	--	--	2,772.22	1,250.00	--	2,706.72
Sangiovese *	2,176.34	1,911.80	2,717.34	5,723.78	1,881.14	1,802.86	1,528.71	2,175.39	1,975.00	1,788.94
Segalin	--	--	--	--	--	--	--	--	--	--
Souzao	--	1,600.00	--	--	--	1,350.00	--	5,081.08	--	1,803.57
St Laurent	--	--	2,787.41	3,000.00	--	--	--	--	--	--
St Macaire <sup>3</sup>	--	--	--	--	--	--	--	1,536.85	--	--
Syrah *	2,126.20	1,434.68	3,306.37	5,042.42	2,025.52	1,680.40	1,465.51	2,616.68	784.66	2,044.55
Tannat	3,887.91	--	3,965.40	3,800.00	1,645.59	--	1,500.00	1,815.41	1,451.91	2,009.70
Tempranillo *	1,850.00	1,848.77	3,275.00	5,345.77	1,400.00	1,622.97	1,385.38	2,473.19	854.68	2,223.38
Teroldego	--	500.00	3,062.29	--	1,298.11	695.92	1,217.17	1,958.09	781.95	1,650.00
Tinta Cao	1,600.00	--	4,715.56	4,500.00	--	1,350.00	--	5,744.59	--	1,701.52
Tinta Madeira	--	--	--	--	--	--	--	--	--	--
Touriga Nacional *	1,600.00	2,000.00	--	5,025.00	--	1,350.00	--	3,387.39	--	2,032.31
Trousseau *	3,017.37	2,000.00	3,444.78	--	--	--	2,858.97	2,309.78	2,300.00	1,100.00
Valdiguie *	1,949.61	--	2,856.58	2,617.53	1,941.81	1,900.00	1,469.01	2,249.20	2,300.00	2,437.33
Zinfandel	1,904.87	1,541.68	3,423.89	4,646.30	3,533.73	1,109.31	1,838.99	1,940.31	1,888.81	1,737.45
Other Red Wine <sup>1</sup>	2,359.64	1,200.00	3,737.87	6,017.83	--	1,074.64	2,480.40	2,248.71	2,280.20	1,939.73
<b>Total Red</b>	<b>2,326.82</b>	<b>2,173.01</b>	<b>3,383.84</b>	<b>8,021.04</b>	<b>1,317.64</b>	<b>1,407.31</b>	<b>1,615.08</b>	<b>1,917.78</b>	<b>793.43</b>	<b>1,743.82</b>
<b>TOTAL WINE</b>	<b>1,843.08</b>	<b>1,877.76</b>	<b>2,975.12</b>	<b>7,028.63</b>	<b>1,118.10</b>	<b>1,353.52</b>	<b>1,424.60</b>	<b>1,868.94</b>	<b>708.23</b>	<b>1,719.54</b>
<b>TOTAL ALL VARIETIES</b>	<b>1,843.08</b>	<b>1,877.76</b>	<b>2,975.14</b>	<b>7,028.63</b>	<b>1,118.10</b>	<b>1,353.52</b>	<b>1,424.60</b>	<b>1,868.94</b>	<b>708.23</b>	<b>1,719.52</b>

**TABLE 6: WEIGHTED AVERAGE GROWER RETURNS PER TON DELIVERED BASIS PURCHASED FOR WINE, CONCENTRATE, JUICE, VINEGAR, AND BEVERAGE BRANDY BY CALIFORNIA PROCESSORS FROM THE 2023 CROP BY TYPE, VARIETY, AND REPORTING DISTRICT WHERE GROWN, WITH COMPARISONS**

Type and Variety	11	12	13	14	15	16	17	State Total	
								2023	2022
Dollars									
<b>WINE GRAPES (RED)</b>									
Aglianico	753.82	1,200.00	--	--	--	2,227.06	1,383.25	1,519.20	1,512.00
Aleatico	--	--	--	--	--	--	--	2,986.50	3,073.37
Alicante Bouschet *	469.81	--	251.43	1,800.00	1,069.57	2,121.43	1,726.32	786.66	612.03
Arinarnoa	--	--	500.00	--	--	--	--	500.00	--
Barbera	693.08	369.62	344.87	436.23	--	2,507.75	1,325.83	445.59	398.54
Blaufraenkisch *	1,000.00	--	--	--	--	--	--	1,978.09	1,808.26
Cabernet Dorsa	--	--	--	--	--	--	--	--	500.00
Cabernet Franc	863.60	--	275.33	--	500.00	2,119.25	1,211.10	4,533.99	4,726.85
Cabernet Sauvignon	678.52	558.27	460.18	426.30	2,516.81	2,281.29	913.16	2,121.21	1,955.00
Carignane	864.53	--	341.16	--	--	1,527.04	561.87	978.46	812.98
Carmenere	953.66	--	--	--	--	1,625.00	--	1,815.55	1,454.52
Charbono	1,506.43	--	--	--	--	--	--	3,068.80	3,169.55
Cinsaut *	1,290.53	1,300.00	400.00	--	--	2,132.48	2,000.00	1,732.41	1,528.63
Counoise	1,330.17	--	--	--	--	2,200.00	--	2,540.11	2,319.08
Dolcetto	687.43	--	--	--	--	1,500.00	--	1,383.91	1,397.57
Dornfelder	347.20	--	--	--	--	--	--	502.61	685.15
Durif	--	--	--	--	--	--	--	1,292.59	1,873.26
Freisa	--	--	--	--	--	--	--	2,948.05	2,702.83
Gamay Noir Au Jus Blanc	--	--	--	--	--	--	--	2,590.03	2,704.76
Graciano	661.57	--	--	--	--	--	561.87	1,640.65	1,295.44
Grenache *	678.75	499.32	334.88	307.26	1,348.13	1,939.06	1,405.80	831.85	770.40
Grignolino	1,900.00	--	--	--	--	--	--	4,194.07	5,230.05
Lagrein	--	--	--	--	--	--	--	2,276.07	2,189.04
Malbec	621.02	475.00	361.30	--	2,500.00	2,000.07	1,330.31	1,327.72	1,155.66
Mencia <sup>3</sup>	1,436.10	1,300.00	--	--	1,800.00	--	--	2,427.52	--
Merlot	593.55	558.13	445.40	560.00	1,500.00	1,990.94	684.22	1,045.82	902.54
Meunier *	--	--	--	--	--	--	--	2,545.10	2,372.13
Mission *	1,043.75	--	276.01	--	600.00	--	--	353.98	331.15
Montepulciano	1,132.60	1,200.00	--	--	--	2,473.70	--	2,124.41	1,495.22
Mourvedre *	848.96	1,720.00	1,115.81	1,800.00	1,205.13	2,250.06	561.87	2,380.91	2,268.21
Muscat Hamburg *	708.12	750.00	520.34	--	--	--	--	583.11	595.38
Nebbiolo	1,292.68	--	201.21	--	--	2,300.00	1,750.56	1,893.11	2,386.73
Negrette *	--	--	--	--	--	--	--	3,112.42	3,203.05
Negroamaro	--	--	--	--	--	1,140.00	--	2,130.98	2,157.26
Nero D'avola *	830.46	1,494.12	3,750.00	--	--	2,700.00	--	1,664.80	1,653.59
Petit Verdot	646.22	582.35	423.28	--	2,500.00	2,281.55	1,555.41	1,439.48	1,208.99
Petite Sirah	703.23	576.93	481.81	423.69	--	2,267.39	748.13	1,060.55	1,017.74
Pinot Noir *	634.82	499.38	425.45	600.00	2,650.00	1,478.68	665.37	1,692.23	1,642.10
Pinotage	1,000.00	--	--	--	--	--	--	1,496.20	1,522.09
Prieto Picudo	1,241.03	1,200.00	--	--	--	--	--	1,232.65	1,200.00
Primitivo	572.75	1,200.00	201.21	332.77	--	2,013.83	650.00	1,529.61	1,054.67
Refosco *	--	--	--	--	--	--	--	2,248.11	2,208.76
Royalty	--	--	505.00	--	--	--	--	505.00	505.00
Rubired *	347.66	324.96	299.13	318.77	--	--	--	303.25	337.17
Ruby Cabernet	557.87	265.00	319.72	330.36	--	--	--	316.73	330.52
Sagrantino	309.85	--	--	--	--	2,672.43	3,000.00	1,050.58	1,640.39
Sangiovese *	900.56	677.42	353.84	--	500.00	2,311.39	1,218.42	1,938.57	1,845.35
Segalin	--	--	--	--	--	--	--	--	450.00
Souzao	627.58	--	500.00	--	--	--	--	579.09	522.74
St Laurent	--	--	--	--	--	--	--	2,855.78	2,573.81
St Macaire <sup>3</sup>	--	--	--	--	--	--	--	1,536.85	--
Syrah *	620.16	522.12	428.14	1,800.00	2,527.13	2,088.07	1,250.00	1,193.42	1,096.87
Tannat	655.75	502.69	438.30	1,800.00	1,800.00	2,398.93	1,281.13	748.60	692.94
Tempranillo *	659.17	316.73	508.04	1,800.00	1,800.00	2,357.32	1,308.60	898.72	791.80
Teroldego	695.13	580.44	414.30	--	--	--	1,394.14	685.36	675.47
Tinta Cao	1,500.00	--	--	--	--	2,400.00	--	2,335.75	616.05
Tinta Madeira	--	--	--	--	--	--	--	--	130.00
Touriga Nacional *	559.09	--	502.07	--	--	2,360.71	--	609.70	573.70
Trousseau *	1,150.00	--	--	--	--	--	--	2,481.37	2,538.76
Valdigue *	--	--	201.21	--	--	--	632.06	1,647.76	1,723.47
Zinfandel	663.88	369.71	318.69	356.29	2,343.92	1,522.74	319.23	763.47	658.12
Other Red Wine <sup>1</sup>	1,279.48	483.44	465.91	220.00	1,640.00	--	--	619.26	329.70
<b>Total Red</b>	<b>656.45</b>	<b>525.95</b>	<b>342.79</b>	<b>374.33</b>	<b>1,918.16</b>	<b>2,132.03</b>	<b>683.14</b>	<b>1,343.44</b>	<b>1,185.40</b>
<b>TOTAL WINE</b>	<b>626.34</b>	<b>513.34</b>	<b>347.84</b>	<b>389.53</b>	<b>1,865.72</b>	<b>2,149.47</b>	<b>639.07</b>	<b>1,053.79</b>	<b>967.26</b>
<b>TOTAL ALL VARIETIES</b>	<b>626.34</b>	<b>513.34</b>	<b>344.48</b>	<b>374.43</b>	<b>1,865.72</b>	<b>2,149.47</b>	<b>639.07</b>	<b>1,036.72</b>	<b>932.54</b>

-- No tonnage reported for variety/district.

\* Synonyms for variety names are shown on Page 9.

<sup>1</sup> Other categories include minor and mixed varieties.

<sup>2</sup> This variety was included in Other White Wine in 2022.

<sup>3</sup> This variety was included in Other Red Wine in 2022.

**TABLE 7: TONS OF GRAPES PURCHASED BY CALIFORNIA PROCESSORS AS DISTILLING MATERIAL  
OTHER THAN BEVERAGE BRANDY FROM THE 2023 CROP BY TYPE AND VARIETY, WITH COMPARISONS**

Type and Variety	Distilling Material Purchased		Average Degrees Brix Distilling		Average Price Per Ton	
	2023	2022	2023	2022	2023	2022
	Tons		Degrees Brix		Dollars	
<b>WINE GRAPES (WHITE)</b>						
French Colombard	532.3	0.0	24.2	--	100.20	--
Pinot Gris *	127.1	0.0	26.8	--	148.00	--
Total White	659.4	0.0	24.7	--	109.41	--
<b>WINE GRAPES (RED)</b>						
Barbera	209.4	0.0	20.0	--	129.00	--
Cabernet Sauvignon	2,081.9	0.0	27.2	--	85.00	--
Merlot	46.5	0.0	26.4	--	108.75	--
Zinfandel	1,242.3	0.0	28.3	--	124.00	--
Total Red	3,580.1	0.0	27.2	--	101.42	--
<b>TOTAL WINE</b>	4,239.5	0.0	26.8	--	102.66	--
<b>TOTAL ALL VARIETIES</b>	4,239.5	0.0	26.8	--	102.66	--

-- No tonnage reported for variety.

\* Synonyms for variety names are shown on Page 9.





**TABLE 8: BASE PRICE PAID TO GROWERS FOR GRAPES CRUSHED AND DELIVERED TO CALIFORNIA PROCESSORS FROM THE 2023 CROP WITH BRIX FACTORS AND PURCHASED TONNAGE, BY TYPE, VARIETY, REPORTING DISTRICT WHERE GROWN, AND WEIGHTED AVERAGE BASE PRICE**

District, Type, and Variety	Base Price	Brix	Tons	District, Type, and Variety	Base Price	Brix	Tons
	Per Ton	Factors			Per Ton	Factors	
	Dollars	Code <sup>1</sup>			Dollars	Code <sup>1</sup>	
<b>DISTRICT 1</b>							
<b>Wine Grapes (White)</b>							
Albarino *	2,600.00	000100	1.2		1,750.00	000100	41.0
Wtd. Avg. Base & Total Tons	2,600.00		1.2		1,750.00	007600	111.5
					1,800.00	000100	277.6
Arneis	1,800.00	017000	5.2		1,800.00	007900	5.9
	2,000.00	000100	3.4		1,825.00	000100	62.9
	2,116.08	000100	4.6		1,850.00	000100	32.4
	2,800.00	000100	6.0		1,875.00	000100	36.4
	4,000.00	000100	10.1		1,890.00	000100	16.7
Wtd. Avg. Base & Total Tons	2,835.97		29.3		1,900.00	000100	15.3
					1,900.00	007800	5.2
					1,960.00	020900	51.3
Chardonnay *	300.00	017200	66.3		1,980.00	000100	101.5
	420.00	000100	2.2		2,000.00	000100	166.0
	600.00	000100	24.9		2,000.00	010900	2.3
	800.00	000100	263.6		2,000.00	011100	6.5
	800.00	024500	120.0		2,050.00	017000	2.0
	961.14	000100	21.0		2,100.00	000100	0.9
	1,000.00	000100	439.7		2,100.00	011100	2.3
	1,000.00	017200	10.7		2,200.00	000100	16.0
	1,000.00	020600	3.7		2,200.00	010900	1.8
	1,100.00	000100	268.5		2,200.00	013600	1.0
	1,112.48	000100	18.0		2,300.00	000100	15.8
	1,130.38	000100	22.6		2,400.00	000100	19.6
	1,193.12	024500	22.7		2,400.00	013400	6.1
	1,200.00	000100	4,656.3		2,500.00	000100	35.9
	1,200.00	024500	997.3		2,600.00	000100	6.9
	1,250.00	000100	137.5		2,700.00	000100	154.3
	1,300.00	000100	120.9		2,700.00	007800	5.3
	1,300.00	020800	141.4		3,000.00	000100	42.8
	1,300.00	024500	200.4		3,000.00	006300	0.8
	1,325.00	024500	117.0		3,200.00	000100	2.6
	1,337.00	000100	137.6		3,200.00	011100	1.4
	1,350.00	000100	761.8		3,250.00	000100	3.3
	1,350.00	024500	558.0		3,250.00	013600	2.2
	1,361.59	000100	139.9		3,500.00	000100	62.7
	1,368.90	000100	82.2		3,600.00	013100	28.2
	1,370.95	020800	56.7		3,675.00	000100	3.5
	1,375.00	000100	195.3		3,700.00	000100	1.1
	1,387.20	000100	488.0		3,800.00	000100	12.5
	1,389.25	022900	93.3		3,800.00	013400	1.7
	1,398.08	000100	43.5		3,850.00	000100	8.5
	1,400.00	000100	1,436.9		4,000.00	000100	13.3
	1,400.00	021200	450.6		4,000.00	009300	3.7
	1,400.00	024500	473.5		4,000.00	010900	5.0
	1,402.17	000100	69.6		4,478.47	000100	11.2
	1,402.34	000100	272.8		4,500.00	000100	8.7
	1,404.88	000100	24.7		5,000.00	000100	15.5
	1,425.00	000100	150.9		5,000.00	013100	1.5
	1,443.53	000100	377.5		5,500.00	000100	2.6
	1,450.00	000100	98.2		6,000.00	000100	4.0
	1,457.16	000100	23.5	Wtd. Avg. Base & Total Tons	1,403.45		18,698.4
	1,475.00	000100	307.1				
	1,475.00	016000	62.1	Chenin Blanc	1,300.00	000100	5.9
	1,484.26	022900	104.0		1,550.00	000100	19.1
	1,485.43	000100	146.7		1,600.00	000100	21.2
	1,485.75	000100	147.3		1,700.00	000100	11.1
	1,500.00	000100	446.2		2,100.00	000100	7.0
	1,500.00	017200	46.0		2,300.00	010700	2.8
	1,500.00	020800	44.5		2,300.00	017000	5.9
	1,545.00	000100	32.7		2,500.00	000100	27.4
	1,550.00	000100	43.7		2,500.00	013400	5.9
	1,550.00	020800	141.2		2,500.00	013600	5.9
	1,575.00	000100	91.9		3,400.00	000100	4.3
	1,600.00	000100	555.1		3,600.00	013100	5.7
	1,600.00	016000	89.0		3,900.00	000100	2.9
	1,611.97	000100	83.2		4,000.00	007900	1.3
	1,616.00	000100	71.9	Wtd. Avg. Base & Total Tons	2,171.08		126.4
	1,621.10	000100	46.4				
	1,625.00	000100	63.7	Cortese	4,000.00	000100	4.9
	1,648.22	000100	58.3	Wtd. Avg. Base & Total Tons	4,000.00		4.9
	1,650.00	000100	893.1				
	1,695.22	000100	30.6	Falaghina Greco <sup>2</sup>	2,000.00	000100	1.1
	1,700.00	000100	26.1		3,500.00	000100	3.4
	1,700.00	017200	141.2		3,850.00	000100	10.7
				Wtd. Avg. Base & Total Tons	3,637.83		15.2

**TABLE 8: BASE PRICE PAID TO GROWERS FOR GRAPES CRUSHED AND DELIVERED TO CALIFORNIA PROCESSORS  
FROM THE 2023 CROP WITH BRIX FACTORS AND PURCHASED TONNAGE, BY TYPE, VARIETY, REPORTING DISTRICT  
WHERE GROWN, AND WEIGHTED AVERAGE BASE PRICE**

District, Type, and Variety	Base Price	Brix	Tons	District, Type, and Variety	Base Price	Brix	Tons
	Per Ton	Factors			Per Ton	Factors	
	Dollars	Code <sup>1</sup>			Dollars	Code <sup>1</sup>	
<b>DISTRICT 1 (Cont'd)</b>							
Fiano	3,600.00	006400	0.7	Pinot Gris *	650.00	000100	25.0
Wtd. Avg. Base & Total Tons	3,600.00		0.7		1,000.00	000100	5.1
					1,750.00	000100	7.4
Flora	2,487.00	000100	1.2		1,900.00	000100	4.7
Wtd. Avg. Base & Total Tons	2,487.00		1.2		2,000.00	000100	12.6
					2,200.00	000100	51.3
French Colombard	1,144.00	000100	26.1		2,300.00	000100	12.2
	1,150.00	000100	25.2		2,400.00	000100	5.4
	1,150.00	008000	18.0		2,400.00	007900	1.0
	1,150.00	017000	23.1		2,400.00	011100	2.2
	1,200.00	000100	3.6		2,500.00	010700	5.2
	1,300.00	008000	8.4		2,600.00	000100	4.3
	1,450.00	000100	1.1		3,000.00	000100	4.0
	1,500.00	000100	3.7		3,500.00	000100	5.6
	1,600.00	010700	4.6	Wtd. Avg. Base & Total Tons	1,957.33		146.0
Wtd. Avg. Base & Total Tons	1,193.75		113.8	Ribolla Gialla *	2,800.00	000100	4.9
				Wtd. Avg. Base & Total Tons	2,800.00		4.9
Gewurztraminer	1,000.00	000100	2.1	Roussanne	2,000.00	000100	2.5
	1,500.00	000100	21.5		2,500.00	000100	3.6
	1,600.00	000100	22.6		4,000.00	010800	2.7
	1,800.00	000100	22.0		4,300.00	000100	0.2
	2,078.77	000100	27.5	Wtd. Avg. Base & Total Tons	2,851.11		9.0
	2,200.00	000100	7.3				
	2,300.00	017400	3.0	Sauvignon Blanc *	1,150.00	000100	151.3
	2,400.00	000100	11.7		1,200.00	000100	118.2
	2,400.00	007900	1.0		1,250.00	000100	119.1
	2,400.00	011100	2.0		1,250.00	017000	39.6
	2,500.00	000100	32.5		1,300.00	000100	177.1
	2,600.00	000100	35.1		1,300.00	017000	71.4
	2,800.00	017200	6.0		1,400.00	000100	312.4
Wtd. Avg. Base & Total Tons	2,134.98		194.3		1,400.00	024500	6.3
					1,417.50	045250	96.5
Grenache Blanc *	2,400.00	000100	1.1		1,450.00	000100	304.4
Wtd. Avg. Base & Total Tons	2,400.00		1.1		1,450.00	017000	26.5
					1,450.00	017200	47.6
Grenache Gris *	2,400.00	000100	29.6		1,450.00	024500	115.5
Wtd. Avg. Base & Total Tons	2,400.00		29.6		1,483.63	000100	8.6
					1,500.00	000100	303.4
Gruner Veltliner	2,400.00	000100	19.5		1,525.00	000100	117.0
Wtd. Avg. Base & Total Tons	2,400.00		19.5		1,600.00	000100	153.9
					1,600.00	014000	2.0
Marsanne	2,000.00	000100	2.6		1,600.00	024500	108.0
	2,500.00	000100	2.6		1,650.00	000100	5.6
	3,500.00	013100	0.7		1,685.82	000100	69.1
	4,300.00	000100	1.1		1,700.00	000100	27.2
	4,329.73	000100	1.9		1,700.00	017000	157.0
Wtd. Avg. Base & Total Tons	3,045.67		8.9		1,733.63	000100	111.7
					1,750.00	000100	101.9
Muscat Blanc *	225.00	017200	15.0		1,750.00	017200	2.1
	850.00	000100	67.7		1,759.53	000100	21.1
	1,000.00	017200	2.3		1,760.00	000100	4.8
	1,400.00	000100	10.0		1,800.00	000100	81.6
	1,600.00	000100	8.5		1,800.00	011100	9.4
	1,800.00	000100	5.3		1,800.00	013600	11.4
	4,000.00	000100	2.3		1,800.00	017000	2.0
Wtd. Avg. Base & Total Tons	986.14		111.1		1,841.36	000100	51.1
					1,898.31	000100	53.4
Muscat Orange	1,625.00	000100	14.3		2,000.00	000100	18.5
	2,400.00	024500	15.0		2,000.00	010900	6.1
Wtd. Avg. Base & Total Tons	2,021.76		29.3		2,000.00	013400	4.8
					2,000.00	017000	7.2
Picpoul Blanc	4,300.00	000100	0.6		2,100.00	000100	42.2
	4,329.73	000100	4.2		2,200.00	000100	26.7
	4,400.00	007900	0.7		2,200.00	011100	5.6
Wtd. Avg. Base & Total Tons	4,335.43		5.5		2,250.00	009300	2.9
					2,300.00	000100	3.4
Pinot Blanc	1,350.00	000100	16.7		2,400.00	000100	26.4
	1,400.00	000100	79.0		2,439.00	013400	4.3
	1,600.00	000100	8.5		2,500.00	000100	32.7
	2,000.00	000100	3.3		2,500.00	017200	2.8
	2,200.00	000100	1.0		2,800.00	000100	2.5
	2,300.00	013100	4.2		2,800.00	009100	6.6
Wtd. Avg. Base & Total Tons	1,465.88		112.7	Wtd. Avg. Base & Total Tons	1,535.36		3,180.9

**TABLE 8: BASE PRICE PAID TO GROWERS FOR GRAPES CRUSHED AND DELIVERED TO CALIFORNIA PROCESSORS FROM THE 2023 CROP WITH BRIX FACTORS AND PURCHASED TONNAGE, BY TYPE, VARIETY, REPORTING DISTRICT WHERE GROWN, AND WEIGHTED AVERAGE BASE PRICE**

District, Type, and Variety	Base Price	Brix	Tons	District, Type, and Variety	Base Price	Brix	Tons
	Per Ton	Factors			Per Ton	Factors	
	Dollars	Code <sup>1</sup>			Dollars	Code <sup>1</sup>	
<b>DISTRICT 1 (Cont'd)</b>							
Sauvignon Vert *	2,800.00	000100	4.8		2,500.00	000100	4.0
Wtd. Avg. Base & Total Tons	2,800.00		4.8	Wtd. Avg. Base & Total Tons	2,800.00	000100	21.5
Semillon	2,100.00	000100	26.7	Cabernet Franc	1,500.00	000100	1.5
	2,200.00	000100	1.0		1,500.00	020800	2.2
	2,500.00	000100	2.4		2,200.00	000100	2.0
Wtd. Avg. Base & Total Tons	2,800.00	000100	2.5		2,300.00	000100	19.2
	2,186.20		32.6		2,400.00	000100	20.2
St. Emilion *	2,800.00	000100	4.0		2,800.00	000100	1.0
Wtd. Avg. Base & Total Tons	2,800.00		4.0		3,400.00	000100	2.1
					3,400.00	020600	2.1
Tocai Friulano	1,650.00	000100	8.2		4,300.00	000100	2.3
	2,000.00	000100	3.3		4,646.00	000100	5.8
	2,800.00	000100	1.1		4,700.00	017400	3.9
Wtd. Avg. Base & Total Tons	1,842.06		12.6	Wtd. Avg. Base & Total Tons	5,000.00	000100	2.0
					2,874.60		64.3
Vermentino *	1,800.00	000100	4.6	Cabernet Sauvignon	400.00	017200	9.8
	2,000.00	000100	10.8		500.00	000100	0.7
	2,050.00	000100	4.1		700.00	000100	3.0
	2,800.00	000100	9.6		1,000.00	017200	37.8
Wtd. Avg. Base & Total Tons	3,700.00	000100	2.1		1,250.00	000100	2.8
	4,000.00	000100	4.0		1,400.00	000100	9.0
	2,526.56		35.2		1,500.00	000100	224.1
					1,600.00	017200	19.3
Viognier	1,300.00	000100	109.8		1,600.00	024800	49.9
	1,450.00	000100	46.7		1,650.00	024800	66.0
	1,500.00	000100	18.5		1,700.00	024800	268.8
	1,700.00	000100	7.7		1,800.00	000100	149.1
	1,850.00	000100	46.4		1,800.00	014000	2.0
	1,950.00	021000	16.4		1,850.00	000100	44.2
	2,000.00	000100	4.0		1,900.00	000100	105.0
	2,050.00	017400	3.3		1,900.00	024800	174.3
	2,100.00	058778	2.0		1,925.00	000100	61.7
	2,400.00	000100	9.4		1,950.00	000100	100.2
	2,450.00	000100	2.0		1,974.64	000100	14.3
	2,600.00	000100	1.4		1,980.00	000100	79.2
	3,000.00	030050	0.6		2,000.00	000100	370.8
	4,000.00	000100	1.9		2,000.00	021200	68.6
	4,500.00	000100	0.7		2,000.00	024800	689.3
	4,646.00	000100	1.1		2,011.03	000100	234.7
Wtd. Avg. Base & Total Tons	4,654.46	000100	1.0		2,014.00	000100	7.6
	1,617.79		272.9		2,014.53	000100	31.7
					2,014.54	024500	34.3
White Riesling *	1,500.00	009100	1.8		2,015.00	000100	422.5
	2,500.00	000100	16.8		2,025.00	000100	44.7
	2,700.00	017200	1.0		2,100.00	000100	363.5
	2,800.00	000100	45.1		2,100.00	024500	225.9
	3,000.00	000100	2.4		2,140.00	000100	237.1
	3,000.00	009100	4.9		2,150.00	024800	86.9
	3,300.00	000100	4.8		2,200.00	000100	58.2
	3,400.00	015500	1.4		2,220.45	025100	30.3
	3,500.00	000100	2.2		2,241.30	000100	44.2
Wtd. Avg. Base & Total Tons	2,784.58		80.4		2,250.00	000100	9.7
					2,275.00	019500	31.5
Other White Wine <sup>4</sup>	1,700.00	000100	3.4		2,300.00	000100	79.2
	2,000.00	000100	0.5		2,300.00	027100	117.9
	2,300.00	000100	6.8		2,311.03	000100	26.3
	2,800.00	000100	6.0		2,350.00	025100	130.4
	3,500.00	000100	0.5		2,386.22	000100	97.5
	3,900.00	000100	8.4		2,400.00	000100	215.6
Wtd. Avg. Base & Total Tons	2,880.08		25.6		2,400.00	021200	49.7
					2,450.00	025100	94.2
<b>Wine Grapes (Red)</b>					2,462.00	002200	67.9
Barbera	1,600.00	000100	5.2		2,475.00	001900	46.1
	1,700.00	009000	6.0		2,500.00	000100	61.4
	1,700.00	024800	5.2		2,500.00	027100	104.8
	1,800.00	000100	5.2		2,546.00	002200	14.2
	2,000.00	024500	5.5		2,800.00	000100	4.0
	2,100.00	000100	8.0		2,850.00	000100	1.8
	2,116.29	000100	4.5		2,900.00	024500	336.4
	2,200.00	000100	8.1		3,000.00	017400	85.8
	2,200.00	024500	3.1		3,200.00	000100	2.5
	2,400.00	000100	85.7		3,750.00	000100	15.4

**TABLE 8: BASE PRICE PAID TO GROWERS FOR GRAPES CRUSHED AND DELIVERED TO CALIFORNIA PROCESSORS  
FROM THE 2023 CROP WITH BRIX FACTORS AND PURCHASED TONNAGE, BY TYPE, VARIETY, REPORTING DISTRICT  
WHERE GROWN, AND WEIGHTED AVERAGE BASE PRICE**

District, Type, and Variety	Base Price	Brix	Tons	District, Type, and Variety	Base Price	Brix	Tons
	Per Ton	Factors			Per Ton	Factors	
	Dollars	Code <sup>1</sup>			Dollars	Code <sup>1</sup>	
<b>DISTRICT 1 (Cont'd)</b>							
Cabernet Sauvignon (Cont'd)	3,861.88	000100	48.9	Counoise	2,500.00	000100	4.6
	4,000.00	000100	3.0		3,362.61	000100	2.4
	4,100.00	029100	2.1		4,300.00	000100	0.5
	4,250.00	000100	5.4		4,500.00	000100	0.9
	4,500.00	000100	27.9	Wtd. Avg. Base & Total Tons	3,067.89		8.4
	6,200.00	000100	4.7				
	9,000.00	029000	1.3	Dolcetto	1,350.00	000100	1.8
Wtd. Avg. Base & Total Tons	2,140.21		6,057.1		2,200.00	008303	5.0
					2,500.00	000100	2.3
Carignane	300.00	017200	5.6		2,800.00	000100	25.1
	700.00	000100	3.4	Wtd. Avg. Base & Total Tons	2,836.86		40.7
	1,000.00	017200	39.9				
	1,100.00	000100	17.8	Freisa	2,800.00	000100	1.5
	1,200.00	000100	4.6	Wtd. Avg. Base & Total Tons	2,800.00		1.5
	1,350.00	000100	3.7				
	1,400.00	000100	2.0	Grenache *	800.00	000100	3.0
	1,500.00	000100	77.6		1,300.00	000100	14.8
	1,600.00	000100	48.5		1,350.00	000100	1.6
	1,600.00	009100	2.0		1,400.00	000100	2.1
	1,600.00	013100	5.0		1,500.00	000100	16.4
	1,650.00	000100	22.3		1,500.00	014000	2.4
	1,700.00	000100	4.8		1,550.00	000100	3.0
	1,720.54	000100	27.3		1,600.00	000100	15.0
	1,741.81	000100	1.6		1,700.00	000100	3.9
	1,800.00	000100	18.7		1,800.00	000100	78.6
	1,850.00	000100	10.9		1,836.00	000100	1.0
	1,850.00	010900	1.1		1,850.00	000100	1.0
	1,875.00	013400	6.5		1,875.00	013400	2.7
	1,900.00	000100	13.6		1,900.00	000100	5.7
	1,900.00	007800	2.3		1,950.00	013600	1.9
	1,900.00	013600	7.6		1,995.00	000100	5.3
	1,917.81	000100	27.0		2,000.00	000100	33.3
	1,950.00	000100	5.6		2,000.00	013100	35.3
	1,950.00	013600	0.9		2,200.00	000100	41.3
	1,996.26	000100	9.7		2,200.00	013100	8.3
	2,000.00	000100	85.1		2,300.00	000100	3.0
	2,000.00	013600	12.4		2,400.00	000100	59.0
	2,100.00	000100	46.7		2,400.00	020800	9.5
	2,100.00	010900	0.7		2,500.00	000100	14.7
	2,100.00	017000	1.0		2,500.00	008303	6.2
	2,100.00	017600	8.4		2,500.00	010700	1.7
	2,150.00	000100	1.4		2,550.00	000100	6.7
	2,200.00	000100	21.9		2,600.00	000100	6.3
	2,200.00	011100	3.9		2,600.00	024800	34.6
	2,200.00	016900	5.7		2,650.00	000100	5.3
	2,400.00	000100	1.7		2,650.00	021500	14.8
	2,400.00	017400	2.4		2,700.00	000100	16.2
	2,500.00	000100	22.8		2,850.00	009500	3.0
	2,500.00	017000	2.0		2,950.00	029620	39.0
	2,600.00	000100	5.3		3,500.00	000100	2.3
	2,800.00	000100	14.4		3,800.00	024500	1.9
	2,900.00	000100	2.1		4,000.00	000100	7.4
	3,500.00	000100	5.1		4,000.00	010900	4.3
	4,200.00	000100	5.9		4,000.00	013800	1.6
	4,500.00	000100	1.9		4,300.00	000100	13.4
Wtd. Avg. Base & Total Tons	1,841.31		620.8		4,500.00	000100	3.7
					4,646.00	000100	6.6
Charbono	1,800.00	020800	4.0		4,800.00	000100	3.7
	2,000.00	013400	3.0		4,800.00	001900	1.9
	2,200.00	000100	5.2		4,800.00	003200	5.1
	2,400.00	000100	4.6		4,800.00	017600	5.9
	2,500.00	000100	1.8	Wtd. Avg. Base & Total Tons	2,411.24		554.4
	4,000.00	000100	3.3				
Wtd. Avg. Base & Total Tons	2,437.44		21.9	Grignolino	2,800.00	000100	6.2
				Wtd. Avg. Base & Total Tons	2,800.00		6.2
Cinsaut *	2,718.00	000100	2.0				
	4,203.44	000100	2.5	Malbec	1,000.00	017200	11.5
	4,300.00	000100	0.7		1,400.00	000100	5.2
Wtd. Avg. Base & Total Tons	3,645.12		5.2		1,850.00	014000	1.1
					2,000.00	069481	58.5
					2,089.88	000100	6.0
					3,000.00	000100	3.2

**TABLE 8: BASE PRICE PAID TO GROWERS FOR GRAPES CRUSHED AND DELIVERED TO CALIFORNIA PROCESSORS FROM THE 2023 CROP WITH BRIX FACTORS AND PURCHASED TONNAGE, BY TYPE, VARIETY, REPORTING DISTRICT WHERE GROWN, AND WEIGHTED AVERAGE BASE PRICE**

District, Type, and Variety	Base Price	Brix	Tons	District, Type, and Variety	Base Price	Brix	Tons
	Per Ton	Factors			Per Ton	Factors	
	Dollars	Code <sup>1</sup>			Dollars	Code <sup>1</sup>	
<b>DISTRICT 1 (Cont'd)</b>							
Malbec (Cont'd)	4,300.00	000100	2.8	Nero D'avola *	2,100.00	000100	17.0
	4,646.00	000100	3.9		2,800.00	000100	12.4
Wtd. Avg. Base & Total Tons	2,061.97		92.2		3,600.00	007900	0.9
					3,950.00	000100	0.5
Mencia <sup>3</sup>	3,600.00	011100	1.1	Wtd. Avg. Base & Total Tons	2,455.68		30.8
	4,300.00	000100	4.5				
Wtd. Avg. Base & Total Tons	4,162.50		5.6	Petit Verdot	2,300.00	000100	19.7
					2,363.05	000100	4.0
Merlot	500.00	000100	5.0	Wtd. Avg. Base & Total Tons	2,800.00	000100	1.0
	800.00	000100	8.3		2,330.45		24.7
	1,000.00	017200	16.2				
	1,200.00	000100	46.2	Petite Sirah	1,000.00	020800	66.1
	1,250.00	000100	279.2		1,200.00	017200	22.5
	1,250.00	024500	61.9		1,350.00	000100	11.1
	1,300.00	000100	68.5		1,500.00	017200	3.0
	1,300.00	024800	36.0		1,600.00	024800	38.9
	1,375.00	000100	133.8		1,700.00	000100	14.8
	1,400.00	000100	83.4		1,750.00	020800	4.4
	1,400.00	024500	38.7		1,800.00	000100	24.6
	1,400.00	024800	404.5		1,850.00	024800	29.6
	1,425.00	024800	260.2		1,875.00	013400	3.2
	1,450.00	000100	91.7		1,900.00	000100	143.6
	1,456.23	000100	110.4		1,938.00	000100	3.6
	1,457.55	000100	75.9		1,950.00	000100	2.8
	1,458.00	000100	19.1		1,950.00	013600	2.0
	1,500.00	000100	64.0		2,000.00	000100	41.1
	1,500.00	021200	40.5		2,000.00	014000	1.2
	1,550.00	000100	123.3		2,000.00	021200	2.8
	1,550.00	020700	66.5		2,038.92	000100	2.8
	1,550.00	024800	28.5		2,041.00	000100	41.1
	1,600.00	000100	46.0		2,045.00	017200	4.2
	1,700.00	000100	5.1		2,100.00	000100	23.9
	1,800.00	000100	9.8		2,100.00	024300	2.1
	1,800.00	017200	131.3		2,200.00	000100	33.7
	1,850.00	014000	1.0		2,245.33	000100	13.1
	1,900.00	000100	1.0		2,250.00	000100	18.9
	2,000.00	000100	0.8		2,300.00	000100	3.8
	2,000.00	059696	1.8		2,300.00	013400	5.0
	2,100.00	000100	11.3		2,400.00	000100	72.7
	2,400.00	000100	37.8		2,500.00	000100	58.1
	2,800.00	000100	9.0		2,650.00	000100	12.5
	3,000.00	000100	14.1		2,800.00	000100	8.5
	3,600.00	013600	0.5		2,850.00	000100	1.1
	4,300.00	000100	2.5		2,850.00	024500	6.4
Wtd. Avg. Base & Total Tons	1,457.72		2,333.8		2,950.00	029620	43.6
					2,989.60	003200	14.9
Meunier *	4,100.00	000100	2.5		3,000.00	000100	47.7
Wtd. Avg. Base & Total Tons	4,100.00		2.5		3,000.00	017400	19.2
					3,207.00	029620	42.8
Montepulciano	2,800.00	000100	16.7		3,210.86	025100	40.4
Wtd. Avg. Base & Total Tons	2,800.00		16.7	Wtd. Avg. Base & Total Tons	3,300.00	000100	10.3
					2,212.15		942.1
Mourvedre *	2,550.00	000100	0.9				
	3,500.00	000100	2.3	Pinot Noir *	750.00	017200	21.0
	3,800.00	000100	1.7		1,000.00	000100	8.8
	4,000.00	017000	2.6		1,397.42	000100	54.5
	4,300.00	000100	3.2		1,400.00	013400	0.1
	4,300.00	017400	2.0		1,550.00	000100	273.6
	4,500.00	000100	0.8		1,700.00	000100	22.1
	4,646.00	000100	6.4		1,700.00	021000	64.0
	4,800.00	000100	2.0		1,750.00	021000	42.8
Wtd. Avg. Base & Total Tons	4,223.72		21.9		1,782.77	000100	20.1
					1,800.00	000100	113.5
					1,800.00	010900	1.8
Nebbiolo	2,000.00	000100	1.7		1,840.00	000100	101.8
	2,300.00	020800	4.3		1,900.00	007800	5.6
	2,800.00	000100	10.1		2,000.00	000100	505.3
	4,000.00	000100	6.6		2,000.00	014000	0.4
Wtd. Avg. Base & Total Tons	2,994.27		22.7		2,080.00	000100	91.0
					2,200.00	000100	101.6
Negroamaro	1,800.00	000100	4.9		2,220.00	010700	10.4
	2,800.00	000100	4.0		2,300.00	000100	10.4
Wtd. Avg. Base & Total Tons	2,249.44		8.9		2,300.00	017400	53.6
					2,400.00	000100	0.9
					2,500.00	000100	52.0

**TABLE 8: BASE PRICE PAID TO GROWERS FOR GRAPES CRUSHED AND DELIVERED TO CALIFORNIA PROCESSORS FROM THE 2023 CROP WITH BRIX FACTORS AND PURCHASED TONNAGE, BY TYPE, VARIETY, REPORTING DISTRICT WHERE GROWN, AND WEIGHTED AVERAGE BASE PRICE**

District, Type, and Variety	Base Price	Brix	Tons	District, Type, and Variety	Base Price	Brix	Tons
	Per Ton	Factors			Per Ton	Factors	
	Dollars	Code <sup>1</sup>			Dollars	Code <sup>1</sup>	
<b>DISTRICT 1 (Cont'd)</b>							
Pinot Noir * (Cont'd)	2,500.00	013600	1.0		5,500.00	000100	25.5
	2,600.00	000100	5.9		5,500.00	021000	3.8
	2,650.00	017200	38.7		5,700.00	000100	5.0
	2,700.00	000100	4.7		5,750.00	017400	3.6
	2,700.00	008650	19.5		5,772.00	000100	11.0
	2,755.13	000100	12.4		5,786.64	000100	5.8
	2,767.43	024500	86.6		5,800.00	015500	31.9
	2,800.00	000100	57.7		5,800.00	021000	4.9
	2,900.00	000100	10.2		6,000.00	000100	22.8
	3,000.00	000100	10.9		6,000.00	013400	1.0
	3,000.00	016100	2.0		6,000.00	013600	2.2
	3,111.29	000100	50.9		6,000.00	013800	12.0
	3,200.00	021000	33.1		6,000.00	017400	0.9
	3,300.00	000100	1.8		6,000.00	017900	12.9
	3,500.00	000100	42.4		6,000.00	020800	3.9
	3,500.00	011100	3.4		6,000.00	021000	21.7
	3,500.00	013400	3.5		6,250.00	000100	7.3
	3,550.00	000100	7.8		6,288.15	000100	6.6
	3,550.00	017200	16.8		6,400.00	013800	18.2
	3,600.00	000100	99.7		6,400.00	017600	31.3
	3,670.00	000100	18.2		6,400.00	021500	25.2
	3,678.70	000100	23.4		6,500.00	000100	20.1
	3,700.00	000100	45.7		6,500.00	017400	2.8
	3,750.00	000100	40.0		6,500.00	021200	5.5
	3,800.00	000100	11.7		6,800.00	000100	11.1
	3,800.00	020800	4.3		6,800.00	017000	2.6
	3,900.00	000100	10.8		7,000.00	000100	65.0
	3,900.00	017200	37.2		7,000.00	013800	7.4
	3,950.00	000100	62.0		7,200.00	000100	34.1
	3,995.00	000100	11.2		7,250.00	000100	10.2
	4,000.00	000100	39.0		7,300.00	013800	13.1
	4,000.00	017400	6.5		7,350.00	000100	12.0
	4,000.00	021000	8.7		7,500.00	000100	5.0
	4,037.19	000100	12.3		7,500.00	013800	6.1
	4,046.57	000100	6.6		8,000.00	000100	21.1
	4,100.00	000100	2.4	Wtd. Avg. Base & Total Tons	3,515.48		3,904.1
	4,184.09	000100	13.6	Pinotage	1,800.00	000100	4.9
	4,200.00	000100	57.2	Wtd. Avg. Base & Total Tons	1,800.00		4.9
	4,200.00	013600	2.6	Primitivo	1,424.35	000100	16.1
	4,200.00	017900	8.3		1,700.00	000100	8.2
	4,200.00	021000	209.7		1,949.68	000100	6.1
	4,250.00	000100	10.5		2,800.00	000100	1.1
	4,300.00	000100	11.5	Wtd. Avg. Base & Total Tons	1,645.88		31.5
	4,500.00	000100	48.4	Refosco *	3,600.00	011100	0.5
	4,500.00	017200	1.8	Wtd. Avg. Base & Total Tons	3,600.00		0.5
	4,500.00	017400	0.9	Sangiovese *	1,400.00	000100	4.9
	4,500.00	020800	5.4		1,460.00	017200	36.8
	4,500.00	021000	26.5		1,650.00	000100	3.6
	4,600.00	000100	1.9		1,800.00	000100	0.9
	4,600.00	019700	2.9		1,900.00	000100	1.5
	4,615.80	000100	13.7		1,950.00	013600	4.3
	4,631.58	000100	3.8		1,987.00	000100	18.0
	4,700.00	000100	4.4		2,000.00	020800	4.1
	4,700.00	021000	27.7		2,048.53	000100	4.2
	4,725.00	000100	6.4		2,050.00	000100	6.7
	4,800.00	000100	32.6		2,100.00	000100	2.6
	4,800.00	020700	8.0		2,200.00	000100	14.4
	5,000.00	000100	98.3		2,200.00	010700	1.0
	5,000.00	001900	2.5		2,200.00	024500	3.2
	5,000.00	011600	1.5		2,350.00	000100	15.4
	5,000.00	013600	0.9		2,450.00	013600	2.0
	5,000.00	013800	37.6		2,500.00	000100	3.4
	5,000.00	017200	4.8		2,756.29	000100	14.6
	5,000.00	019700	5.0		2,800.00	000100	4.1
	5,000.00	021000	2.2		3,200.00	000100	10.0
	5,025.00	000100	333.4		4,500.00	000100	5.8
	5,050.00	013400	2.9	Wtd. Avg. Base & Total Tons	2,176.34		161.5
	5,100.00	000100	6.1	Syrah *	500.00	017200	24.0
	5,183.18	000100	3.8		1,000.00	008100	1.4
	5,200.00	017200	2.7		1,300.00	000100	29.7
	5,200.00	020800	0.9				
	5,225.00	000100	14.3				
	5,250.00	021000	8.3				
	5,400.00	022900	3.2				

**TABLE 8: BASE PRICE PAID TO GROWERS FOR GRAPES CRUSHED AND DELIVERED TO CALIFORNIA PROCESSORS FROM THE 2023 CROP WITH BRIX FACTORS AND PURCHASED TONNAGE, BY TYPE, VARIETY, REPORTING DISTRICT WHERE GROWN, AND WEIGHTED AVERAGE BASE PRICE**

District, Type, and Variety	Base Price	Brix	Tons	District, Type, and Variety	Base Price	Brix	Tons
	Per Ton	Factors			Per Ton	Factors	
	Dollars	Code <sup>1</sup>			Dollars	Code <sup>1</sup>	
<b>DISTRICT 1 (Cont'd)</b>							
Syrah * (Cont'd)	1,400.00	000100	56.0		2,200.00	000100	0.5
	1,400.00	013400	0.4		3,308.00	000100	1.0
	1,400.00	013800	33.8	Wtd. Avg. Base & Total Tons	1,949.61		30.4
	1,400.00	016100	67.0	Zinfandel	1,000.00	000100	81.4
	1,450.00	016100	144.8		1,000.00	017200	66.7
	1,460.00	017200	21.8		1,200.00	000100	13.2
	1,550.00	000100	19.5		1,200.00	024500	0.3
	1,600.00	000100	14.5		1,258.51	000100	45.8
	1,700.00	021200	24.3		1,300.00	000100	19.6
	1,750.00	000100	83.3		1,400.00	013400	1.0
	1,769.00	000100	15.0		1,400.00	024500	82.6
	1,836.00	000100	10.0		1,500.00	000100	177.8
	1,900.00	000100	20.3		1,500.00	017200	25.6
	2,000.00	000100	14.1		1,600.00	000100	64.8
	2,000.00	020600	2.0		1,650.00	014000	1.5
	2,045.00	017200	17.9		1,700.00	000100	148.2
	2,050.00	000100	79.5		1,703.42	024800	31.4
	2,060.00	000100	9.2		1,750.00	000100	16.3
	2,100.00	011100	1.9		1,775.00	000100	96.7
	2,200.00	024500	4.7		1,798.00	000100	51.7
	2,287.13	003200	38.7		1,800.00	000100	187.1
	2,300.00	000100	6.5		1,800.00	013100	0.5
	2,400.00	000100	316.8		1,800.00	017000	3.0
	2,500.00	000100	37.5		1,800.00	024500	148.6
	2,950.00	029620	32.3		1,800.00	025150	21.4
	3,000.00	000100	5.4		1,806.03	000100	25.7
	3,000.00	003200	51.5		1,825.00	000100	55.7
	3,250.00	000100	3.3		1,856.51	000100	26.6
	3,500.00	000100	2.6		1,900.00	000100	31.5
	3,500.00	017000	9.4		1,900.00	011100	2.5
	3,600.00	000100	9.7		1,950.00	013600	1.0
	3,800.00	000100	1.9		1,957.00	000100	8.7
	3,800.00	024500	6.4		1,973.10	000100	13.1
	4,000.00	000100	4.0		1,978.06	000100	78.0
	4,000.00	011100	1.4		2,000.00	000100	123.6
	4,300.00	003100	9.9		2,000.00	017000	1.5
	4,500.00	000100	4.0		2,000.00	017200	2.2
	4,500.00	013400	7.3		2,000.00	019500	36.4
	4,500.00	015500	5.1		2,020.00	000100	10.5
	4,646.00	000100	10.4		2,040.00	000100	42.0
	5,000.00	000100	4.9		2,050.00	000100	7.3
	5,000.00	001900	7.0		2,054.80	000100	46.3
	5,000.00	017600	3.9		2,100.00	000100	52.2
Wtd. Avg. Base & Total Tons	2,126.20		1,275.0		2,200.00	000100	32.0
Tannat	1,850.00	014000	1.0		2,400.00	000100	79.4
	3,800.00	000100	1.0		2,500.00	000100	20.9
	4,000.00	000100	4.1		2,500.00	017400	1.5
	4,300.00	000100	1.1		2,500.00	017900	1.1
	4,646.00	000100	1.6		2,500.00	020800	0.5
Wtd. Avg. Base & Total Tons	3,887.91		8.8		2,653.05	000100	32.0
Tempranillo *	1,400.00	013400	1.5		2,800.00	000100	39.5
	2,000.00	000100	4.5		2,800.00	025100	1.3
Wtd. Avg. Base & Total Tons	1,850.00		6.0		2,900.00	003200	20.7
Tinta Cao	1,600.00	000100	0.9		2,950.00	029620	40.7
Wtd. Avg. Base & Total Tons	1,600.00		0.9		3,000.00	000100	27.6
Touriga Nacional *	1,600.00	000100	8.8		3,200.00	000100	8.1
Wtd. Avg. Base & Total Tons	1,600.00		8.8		3,200.00	011300	11.3
Trousseau *	2,450.00	013600	7.0		3,900.00	000100	8.0
	3,000.00	000100	5.1		4,000.00	000100	2.4
	3,900.00	000100	4.6		4,200.00	000100	39.9
Wtd. Avg. Base & Total Tons	3,017.37		16.7		4,200.00	017400	3.9
Valdigue *	1,700.00	010900	5.2	Wtd. Avg. Base & Total Tons	5,000.00	000100	7.1
	1,800.00	000100	4.8		1,904.87		2,227.9
	1,900.00	000100	4.7	Other Red Wine <sup>4</sup>	1,600.00	000100	4.4
	2,000.00	000100	13.2		2,000.00	000100	7.6
	2,050.00	000100	1.0		2,225.62	000100	7.2
					2,450.00	013600	1.0
					2,572.24	000100	1.0
					2,800.00	000100	15.3
				Wtd. Avg. Base & Total Tons	2,359.64		36.5



**TABLE 8: BASE PRICE PAID TO GROWERS FOR GRAPES CRUSHED AND DELIVERED TO CALIFORNIA PROCESSORS  
FROM THE 2023 CROP WITH BRIX FACTORS AND PURCHASED TONNAGE, BY TYPE, VARIETY, REPORTING DISTRICT  
WHERE GROWN, AND WEIGHTED AVERAGE BASE PRICE**

District, Type, and Variety	Base Price	Brix	Tons	District, Type, and Variety	Base Price	Brix	Tons
	Per Ton	Factors			Per Ton	Factors	
	Dollars	Code <sup>1</sup>			Dollars	Code <sup>1</sup>	
<b>DISTRICT 2</b>					1,325.00	000100	106.9
<b>Wine Grapes (White)</b>					1,350.00	000100	73.2
Albarino *	2,800.00	000100	1.5		1,372.00	000100	5.3
Wtd. Avg. Base & Total Tons	2,800.00		1.5		1,400.00	000100	164.2
Chardonnay *	200.00	000100	216.4		1,400.00	013400	163.0
	350.00	000100	167.3		1,400.00	017000	116.1
	700.00	000100	1.1		1,425.00	000100	13.9
	1,100.00	000100	196.1		1,450.00	000100	306.2
	1,100.00	024500	79.4		1,450.00	017400	2.8
	1,406.04	000100	71.1		1,450.00	024500	116.5
	1,600.00	000100	228.0		1,457.00	001900	106.1
	1,650.00	017200	45.1		1,475.00	000100	84.5
	1,850.00	000100	9.3		1,499.79	000100	3.5
	2,000.00	000100	9.4		1,500.00	000100	1,408.3
	3,000.00	017000	3.2		1,500.00	013600	18.5
Wtd. Avg. Base & Total Tons	964.97		1,026.4		1,500.00	017000	120.8
					1,500.00	020800	66.3
Chenin Blanc	1,800.00	000100	31.9		1,500.00	024500	126.2
	2,000.00	000100	12.2		1,550.00	000100	92.8
	2,500.00	000100	5.4		1,550.00	013400	52.6
Wtd. Avg. Base & Total Tons	1,925.66		49.5		1,600.00	000100	1,702.5
					1,600.00	013800	18.0
Gewurztraminer	1,950.00	000100	67.3		1,600.00	017000	158.4
Wtd. Avg. Base & Total Tons	1,950.00		67.3		1,600.00	024500	25.9
					1,616.00	000100	22.1
Grenache Blanc *	2,600.00	000100	1.7		1,650.00	000100	116.6
Wtd. Avg. Base & Total Tons	2,600.00		1.7		1,700.00	000100	445.1
					1,700.00	017200	87.6
Marsanne	1,262.08	000100	8.4		1,700.00	048600	165.4
	2,000.00	000100	2.5		1,717.00	000100	44.2
Wtd. Avg. Base & Total Tons	1,431.33		10.9		1,750.00	000100	474.1
					1,750.00	013200	62.1
Muscat Blanc *	1,250.00	000100	5.9		1,750.00	013400	63.5
	1,262.50	000100	6.6		1,764.07	000100	41.0
	1,300.00	021000	61.0		1,800.00	000100	137.8
	1,400.00	000100	2.4		1,800.00	007900	2.0
	1,500.00	000100	7.9		1,800.00	013600	1.2
	1,600.00	000100	17.2		1,800.00	017200	19.4
	1,800.00	000100	9.3		1,800.00	024500	32.5
	1,800.00	008000	4.3		1,850.00	000100	71.2
	1,850.00	000100	6.4		1,850.00	017000	104.5
	1,900.00	000100	4.2		1,890.00	000100	154.5
	2,200.00	000100	20.1		1,900.00	000100	44.7
Wtd. Avg. Base & Total Tons	1,557.17		145.3		1,900.00	013100	7.1
					1,940.46	000100	23.2
Pinot Gris *	1,400.00	000100	90.2		1,950.00	000100	7.4
	1,500.00	000100	4.3		1,950.00	013250	12.8
	1,550.00	000100	55.4		2,000.00	000100	104.1
	1,800.00	017200	66.3		2,000.00	011300	3.1
Wtd. Avg. Base & Total Tons	1,563.09		216.2		2,000.00	013400	81.5
					2,000.00	017400	5.3
Roussanne	1,800.00	000100	5.1		2,020.00	000100	9.8
	2,000.00	000100	6.6		2,020.00	013100	16.5
	2,200.00	000100	29.1		2,100.00	011100	1.8
Wtd. Avg. Base & Total Tons	2,117.65		40.8		2,200.00	000100	1.9
					2,292.00	017200	45.7
Sauvignon Blanc *	500.00	000100	573.4		2,450.00	000100	24.2
	900.00	000100	162.9		2,800.00	000100	2.1
	950.00	010900	1.9		2,930.08	000100	11.1
	1,000.00	000100	83.2	Wtd. Avg. Base & Total Tons	1,425.33		12,604.5
	1,100.00	000100	541.5	Sauvignon Gris	3,109.89	000100	20.0
	1,150.00	011100	324.5	Wtd. Avg. Base & Total Tons	3,109.89		20.0
	1,176.00	000100	76.3				
	1,200.00	000100	123.7	Semillon	1,350.00	000100	10.5
	1,200.00	020800	58.6		1,422.00	000100	4.7
	1,250.00	000100	364.8		1,825.00	000100	22.9
	1,250.00	024500	52.7	Wtd. Avg. Base & Total Tons	1,644.38		38.1
	1,275.00	000100	241.1				
	1,300.00	000100	1,425.7	Vermentino *	1,800.00	000100	4.9
	1,300.00	001900	20.7	Wtd. Avg. Base & Total Tons	1,800.00		4.9
	1,300.00	020800	383.1				
	1,302.86	000100	436.9	Viognier	1,250.00	000100	0.7
	1,313.00	000100	38.5		1,450.00	000100	0.2
	1,323.00	000100	195.4		1,600.00	000100	9.3

**TABLE 8: BASE PRICE PAID TO GROWERS FOR GRAPES CRUSHED AND DELIVERED TO CALIFORNIA PROCESSORS FROM THE 2023 CROP WITH BRIX FACTORS AND PURCHASED TONNAGE, BY TYPE, VARIETY, REPORTING DISTRICT WHERE GROWN, AND WEIGHTED AVERAGE BASE PRICE**

District, Type, and Variety	Base Price	Brix	Tons	District, Type, and Variety	Base Price	Brix	Tons
	Per Ton	Factors			Per Ton	Factors	
	Dollars	Code <sup>1</sup>			Dollars	Code <sup>1</sup>	
<b>DISTRICT 2 (Cont'd)</b>							
Viognier (Cont'd)	1,800.00	000100	7.3		2,450.00	000100	25.3
	2,000.00	000100	18.7		2,461.00	000100	18.8
Wtd. Avg. Base & Total Tons	1,839.36		36.2		2,475.00	000100	358.6
White Riesling *	1,300.00	000100	25.3		2,500.00	000100	326.0
	1,700.00	000100	4.9		2,500.00	002300	325.2
	1,800.00	024500	3.5		2,500.00	013600	7.4
Wtd. Avg. Base & Total Tons	2,000.00	000100	9.2		2,500.00	024500	300.3
	1,536.60		42.9		2,500.00	027100	389.2
					2,550.00	000100	15.2
<b>Wine Grapes (Red)</b>					2,600.00	000100	1,080.9
Alicante Bouschet *	2,000.00	000100	2.3		2,618.00	025000	515.1
Wtd. Avg. Base & Total Tons	2,000.00		2.3		2,636.24	000100	94.1
Barbera	700.00	000100	3.5		2,640.00	024500	6.3
	1,500.00	000100	10.7		2,680.00	000100	2.2
	1,800.00	000100	16.1		2,725.00	000100	190.4
	1,800.00	024500	7.1		2,732.00	001900	169.2
	1,818.00	000100	23.7		2,775.00	000100	96.2
	1,836.39	020800	8.3		2,782.00	000100	98.8
	2,000.00	000100	49.1		2,800.00	000100	20.0
Wtd. Avg. Base & Total Tons	1,829.44		118.5		2,800.00	017900	48.8
					2,800.00	018100	303.5
Cabernet Franc	950.00	000100	4.2		2,800.00	026900	22.4
	2,000.00	000100	21.9		2,829.34	021000	45.6
	2,000.00	024500	18.9		2,875.00	000100	112.2
	2,240.00	000100	13.5		2,981.73	000100	9.2
	2,500.00	000100	62.3		2,987.00	025100	284.0
	2,500.00	022800	1.4		3,000.00	000100	235.1
	2,500.00	024800	11.3		3,000.00	013800	3.4
	2,800.00	018100	16.7		3,056.00	000100	240.0
Wtd. Avg. Base & Total Tons	2,338.71		151.5		3,200.00	024500	44.8
					3,200.00	024800	43.7
Cabernet Sauvignon	450.00	000100	711.2		3,250.00	000100	262.4
	450.00	030000	0.9		3,400.00	000100	79.7
	500.00	000100	438.1		3,500.00	000100	59.2
	650.00	000100	20.6		3,656.00	000100	209.0
	775.00	000100	217.3		3,700.00	000100	22.3
	1,000.00	000100	112.3		3,750.00	000100	23.5
	1,116.78	000100	17.3		3,869.00	000100	7.5
	1,250.00	000100	19.2		4,000.00	000100	30.1
	1,493.50	025100	28.6		5,000.00	000100	18.5
	1,500.00	000100	42.9		5,800.00	000100	113.4
	1,550.00	000100	17.7		6,000.00	000100	430.1
	1,620.00	000100	119.9	Wtd. Avg. Base & Total Tons	2,321.88		16,169.8
	1,800.00	000100	731.1				
	1,800.00	024500	9.6	Carignane	2,000.00	000100	15.5
	1,800.00	025400	0.8		3,000.00	000100	5.4
	1,900.00	000100	657.6	Wtd. Avg. Base & Total Tons	2,258.37		20.9
	1,902.00	002300	63.7				
	1,925.00	000100	384.6	Charbono	1,800.00	013400	5.0
	1,950.00	000100	278.0	Wtd. Avg. Base & Total Tons	1,800.00		5.0
	2,000.00	000100	576.3				
	2,000.00	024500	542.7	Cinsaut *	2,200.00	000100	4.6
	2,000.00	067550	372.8	Wtd. Avg. Base & Total Tons	2,200.00		4.6
	2,007.01	000100	80.8				
	2,050.00	024500	2.0	Dolcetto	1,600.00	017200	2.0
	2,100.00	000100	386.0	Wtd. Avg. Base & Total Tons	1,600.00		2.0
	2,100.00	027600	87.6				
	2,116.93	000100	9.4	Grenache *	1,450.00	000100	17.0
	2,175.00	000100	736.7		1,500.00	000100	12.4
	2,200.00	000100	650.6		1,600.00	000100	65.0
	2,200.00	018100	92.9		1,700.00	013800	19.3
	2,200.00	025100	180.5		1,925.00	000100	4.3
	2,200.00	029500	2.7		2,140.00	024500	12.6
	2,223.00	000100	173.5		2,250.00	000100	17.8
	2,228.00	000100	26.0		2,300.00	013600	1.4
	2,232.00	000100	31.2		2,400.00	013600	1.5
	2,240.00	000100	666.4		2,500.00	023100	6.3
	2,250.00	027100	198.0		2,800.00	000100	1.0
	2,291.80	000100	452.3		2,800.00	013100	2.4
	2,300.00	000100	320.4		3,000.00	000100	1.8
	2,400.00	000100	22.0		3,500.00	000100	1.5
				Wtd. Avg. Base & Total Tons	1,887.60		170.0

**TABLE 8: BASE PRICE PAID TO GROWERS FOR GRAPES CRUSHED AND DELIVERED TO CALIFORNIA PROCESSORS  
FROM THE 2023 CROP WITH BRIX FACTORS AND PURCHASED TONNAGE, BY TYPE, VARIETY, REPORTING DISTRICT  
WHERE GROWN, AND WEIGHTED AVERAGE BASE PRICE**

District, Type, and Variety	Base Price	Brix	Tons	District, Type, and Variety	Base Price	Brix	Tons
	Per Ton	Factors			Per Ton	Factors	
	Dollars	Code <sup>1</sup>			Dollars	Code <sup>1</sup>	
<b>DISTRICT 2 (Cont'd)</b>					3,000.00	000100	2.2
Malbec	350.00	000100	102.2		3,250.00	000100	12.8
	450.00	000100	59.3	Wtd. Avg. Base & Total Tons	2,005.68		316.7
	500.00	000100	24.7				
	550.00	000100	58.3	Petite Sirah	350.00	000100	258.8
	700.00	000100	2.2		550.00	000100	39.9
	1,500.00	000100	41.1		1,275.00	000100	1.8
	1,800.00	000100	2.1		1,475.00	000100	112.3
	1,800.00	024500	15.3		1,500.00	000100	14.7
	1,900.00	000100	160.5		1,500.00	011100	1.7
	2,200.00	000100	14.4		1,600.00	000100	274.4
	2,240.00	000100	22.5		1,600.00	029500	1.6
	2,250.00	000100	15.0		1,800.00	000100	8.6
	2,400.00	000100	30.7		1,800.00	024500	3.6
	2,500.00	000100	10.5		1,900.00	000100	122.9
	3,000.00	024500	25.4		1,935.12	000100	7.5
	3,250.00	000100	25.5		1,935.12	020800	19.9
	3,750.00	000100	2.1		2,000.00	000100	553.3
Wtd. Avg. Base & Total Tons	1,453.15		611.8		2,017.00	002600	40.1
					2,033.00	000100	45.3
Merlot	1,000.00	017200	8.9		2,100.00	021500	4.7
	1,200.00	024500	55.6		2,138.66	000100	177.2
	1,500.00	000100	20.4		2,140.00	027600	5.9
	1,500.00	024500	21.4		2,200.00	000100	78.9
	1,505.87	000100	4.9		2,222.00	018100	27.6
	1,600.00	017200	11.6		2,240.00	000100	72.5
	1,658.00	000100	17.7		2,300.00	000100	1.5
	1,750.00	000100	163.1		2,300.00	059700	45.9
	2,000.00	000100	9.3		2,400.00	000100	3.9
	2,050.00	000100	15.4		2,424.00	018100	34.1
	2,050.00	026700	21.3		2,500.00	000100	3.5
	2,200.00	000100	38.9		2,800.00	018100	68.1
	2,240.00	000100	72.2		3,250.00	000100	15.2
	2,250.00	000100	94.7		3,500.00	000100	14.6
	2,775.00	000100	18.8		4,000.00	000100	166.7
	2,800.00	018100	21.5		4,125.36	021000	5.1
	3,250.00	000100	3.4	Wtd. Avg. Base & Total Tons	1,936.69		2,231.8
	3,750.00	000100	5.3				
Wtd. Avg. Base & Total Tons	1,946.63		604.4	Pinot Noir *	200.00	000100	4.5
					1,600.00	000100	10.4
Montepulciano	2,200.00	024500	9.8		2,000.00	017200	43.9
Wtd. Avg. Base & Total Tons	2,200.00		9.8		2,200.00	000100	106.1
					2,300.00	000100	319.0
Mourvedre *	450.00	021200	0.8		3,750.00	017000	4.6
	1,600.00	000100	42.3	Wtd. Avg. Base & Total Tons	2,230.73		488.5
	1,800.00	000100	13.3				
	2,200.00	013800	3.0	Primitivo	1,600.00	017400	2.0
	2,300.00	011100	1.6	Wtd. Avg. Base & Total Tons	1,600.00		2.0
	2,400.00	000100	6.3				
	2,400.00	023100	5.0	Sagrantino	2,000.00	000100	1.4
	2,800.00	013100	2.2	Wtd. Avg. Base & Total Tons	2,000.00		1.4
	3,100.00	000100	3.1				
Wtd. Avg. Base & Total Tons	1,870.49		77.6	Sangiovese *	1,600.00	000100	0.6
					1,600.00	021200	3.7
Nebbiolo	1,800.00	024500	7.8		1,925.00	024500	8.7
Wtd. Avg. Base & Total Tons	1,800.00		7.8		2,000.00	000100	1.8
					2,000.00	024500	12.1
Negroamaro	1,600.00	021500	1.4	Wtd. Avg. Base & Total Tons	1,911.80		26.9
Wtd. Avg. Base & Total Tons	1,600.00		1.4				
				Souzao	1,600.00	000100	2.7
Nero D'avola *	2,600.00	000100	9.9	Wtd. Avg. Base & Total Tons	1,600.00		2.7
	5,000.00	000100	5.3				
	5,500.00	000100	1.9	Syrah *	550.00	000100	238.7
Wtd. Avg. Base & Total Tons	3,666.08		17.1		1,450.00	000100	8.0
					1,500.00	000100	22.6
Petit Verdot	500.00	000100	7.9		1,535.28	000100	11.0
	550.00	000100	28.6		1,900.00	000100	42.6
	1,650.00	000100	0.6		1,975.00	000100	1.1
	1,900.00	000100	3.2		2,000.00	000100	23.5
	2,000.00	024500	154.4		2,150.00	000100	43.3
	2,200.00	000100	74.8		2,200.00	000100	74.7
	2,500.00	024500	10.9		2,300.00	017200	8.6
	2,800.00	018100	21.3		2,400.00	024500	25.4
					2,500.00	013600	5.8
					2,600.00	000100	0.5

**TABLE 8: BASE PRICE PAID TO GROWERS FOR GRAPES CRUSHED AND DELIVERED TO CALIFORNIA PROCESSORS  
FROM THE 2023 CROP WITH BRIX FACTORS AND PURCHASED TONNAGE, BY TYPE, VARIETY, REPORTING DISTRICT  
WHERE GROWN, AND WEIGHTED AVERAGE BASE PRICE**

District, Type, and Variety	Base Price	Brix	Tons	District, Type, and Variety	Base Price	Brix	Tons
	Per Ton	Factors			Per Ton	Factors	
	Dollars	Code <sup>1</sup>			Dollars	Code <sup>1</sup>	
<b>DISTRICT 2 (Cont'd)</b>					600.00	000100	10.9
Syrah * (Cont'd)	2,800.00	000100	4.9		700.00	000100	18.1
	3,250.00	000100	12.5		750.00	000100	9.1
	4,000.00	000100	2.1		900.00	017200	35.0
	8,000.00	000100	2.0		1,000.00	000100	134.4
Wtd. Avg. Base & Total Tons	1,434.68		527.3		1,000.00	007800	3.0
					1,000.00	011100	1.5
Tempranillo *	682.39	000100	4.3		1,072.16	000100	23.2
	1,200.00	000100	2.0		1,150.00	000100	3.7
	1,500.00	024500	9.8		1,200.00	000100	19.0
	1,800.00	013400	1.5		1,300.00	000100	21.1
	1,800.00	013800	15.5		1,300.00	017600	20.1
	2,000.00	000100	35.3		1,375.00	000100	13.2
	2,200.00	000100	6.2		1,400.00	000100	16.0
	2,800.00	000100	3.2		1,500.00	000100	871.4
Wtd. Avg. Base & Total Tons	1,848.77		77.8		1,500.00	024500	24.8
					1,511.91	000100	24.2
Teroldego	500.00	000100	34.1		1,516.66	000100	24.6
Wtd. Avg. Base & Total Tons	500.00		34.1		1,525.00	000100	1,445.9
					1,529.77	000100	24.8
Touriga Nacional *	2,000.00	000100	5.1		1,550.00	000100	10.0
	2,000.00	009100	18.5		1,560.00	000100	139.9
Wtd. Avg. Base & Total Tons	2,000.00		23.6		1,575.00	000100	189.6
					1,600.00	000100	506.9
Trousseau *	2,000.00	000100	1.8		1,600.00	013800	12.0
	2,000.00	011100	13.8		1,600.00	024500	90.7
Wtd. Avg. Base & Total Tons	2,000.00		15.6		1,606.27	000100	23.1
					1,700.00	000100	948.8
Zinfandel	450.00	000100	230.9		1,700.00	013800	17.0
	1,200.00	000100	11.2		1,750.00	000100	334.2
	1,278.00	000100	16.6		1,750.00	017200	45.4
	1,500.00	000100	323.1		1,750.00	020800	229.9
	1,633.11	020800	19.5		1,800.00	000100	1,453.4
	1,800.00	000100	95.0		1,800.00	019700	0.5
	1,800.00	024500	38.1		1,800.00	020800	9.2
	2,000.00	000100	102.9		1,825.00	056900	50.0
	2,017.00	002600	120.0		1,830.96	000100	2.3
	2,200.00	000100	160.3		1,847.72	021200	78.1
	2,461.00	000100	1.3		1,850.00	000100	350.6
	2,500.00	000100	15.4		1,875.00	000100	45.8
	2,800.00	000100	1.6		1,891.44	000100	25.5
	2,850.00	013800	7.5		1,900.00	000100	499.7
	3,500.00	022800	3.0		1,900.00	017200	82.2
Wtd. Avg. Base & Total Tons	1,546.75		1,146.4		1,903.74	000100	16.8
					1,919.11	000100	1.6
Other Red Wine <sup>4</sup>	1,200.00	000100	6.6		1,925.00	000100	70.2
Wtd. Avg. Base & Total Tons	1,200.00		6.6		1,950.00	000100	37.3
					1,950.00	024500	40.2
					1,962.68	000100	6.3
<b>DISTRICT 3</b>					1,996.42	000100	24.9
<b>Table Grapes</b>					2,000.00	000100	1,888.7
Other Table <sup>4</sup>	4,000.00	000100	3.4		2,000.00	013600	2.0
Wtd. Avg. Base & Total Tons	4,000.00		3.4		2,000.00	014000	3.1
					2,000.00	020800	359.2
<b>Wine Grapes (White)</b>					2,000.00	024500	14.5
Albarino *	2,500.00	000100	7.0		2,015.71	021200	51.1
	2,750.00	000100	2.9		2,040.00	000100	52.5
	2,800.00	000100	8.8		2,050.00	000100	50.1
	2,800.00	017600	11.6		2,050.00	013400	2.1
	2,850.00	000100	8.8		2,065.09	021200	50.0
	3,100.00	000100	2.3		2,075.00	000100	199.4
	3,255.00	011100	2.0		2,085.00	000100	149.1
	3,500.00	000100	3.2		2,100.00	000100	923.4
	3,500.00	013800	1.8		2,100.00	017600	35.4
	4,000.00	000100	5.0		2,100.00	019100	46.2
Wtd. Avg. Base & Total Tons	2,974.06		53.4		2,100.00	024500	325.2
					2,124.78	000100	134.1
Ameis	2,100.00	000100	7.8		2,150.00	000100	200.6
	2,200.00	000100	1.0		2,157.14	000100	114.4
	2,500.00	000100	1.5		2,181.09	000100	114.7
Wtd. Avg. Base & Total Tons	2,167.96		10.3		2,181.61	000100	193.9
					2,184.44	000100	56.2
Chardonnay *	200.00	000100	15.5		2,184.56	000100	258.1
	350.00	000100	105.4		2,186.05	000100	135.8
	400.00	000100	47.6		2,188.54	000100	6.2
	500.00	000100	93.9				

**TABLE 8: BASE PRICE PAID TO GROWERS FOR GRAPES CRUSHED AND DELIVERED TO CALIFORNIA PROCESSORS FROM THE 2023 CROP WITH BRIX FACTORS AND PURCHASED TONNAGE, BY TYPE, VARIETY, REPORTING DISTRICT WHERE GROWN, AND WEIGHTED AVERAGE BASE PRICE**

District, Type, and Variety	Base Price	Brix	Tons	District, Type, and Variety	Base Price	Brix	Tons
	Per Ton	Factors			Per Ton	Factors	
	Dollars	Code <sup>1</sup>			Dollars	Code <sup>1</sup>	
<b>DISTRICT 3 (Cont'd)</b>					2,432.62	000100	166.6
Chardonnay * (Cont'd)	2,189.00	000100	16.3		2,438.85	000100	3,105.1
	2,189.90	000100	221.9		2,440.07	000100	43.8
	2,190.57	000100	14.7		2,440.08	000100	10.0
	2,194.46	000100	185.7		2,441.00	000100	244.4
	2,196.03	000100	30.5		2,441.26	000100	28.4
	2,197.00	000100	173.5		2,441.28	000100	122.4
	2,200.00	000100	937.0		2,441.28	016000	74.9
	2,200.00	009500	2.5		2,441.28	017200	10.2
	2,200.00	019100	17.1		2,442.00	024500	19.1
	2,213.28	024500	25.0		2,450.00	001900	187.3
	2,225.00	000100	42.5		2,450.00	020800	4.2
	2,227.57	000100	22.3		2,459.41	000100	42.7
	2,244.33	000100	4.8		2,463.31	000100	104.5
	2,249.86	000100	7.8		2,487.08	000100	8.7
	2,250.00	000100	756.5		2,500.00	000100	2,920.6
	2,250.00	017000	20.4		2,500.00	001900	88.4
	2,257.43	000100	1,479.7		2,500.00	002200	45.7
	2,257.43	024500	131.3		2,500.00	013600	30.1
	2,265.31	000100	70.6		2,500.00	014000	2.0
	2,271.00	000100	25.9		2,500.00	017200	151.5
	2,272.96	000100	263.5		2,500.00	017400	1.8
	2,288.00	000100	42.3		2,500.00	024500	150.5
	2,290.14	000100	489.5		2,509.70	000100	74.7
	2,293.22	000100	117.0		2,518.71	000100	72.5
	2,297.58	000100	112.6		2,519.11	000100	50.3
	2,300.00	000100	2,189.8		2,528.01	000100	95.2
	2,300.00	020800	84.3		2,550.00	000100	2.5
	2,309.28	000100	135.7		2,550.00	001900	112.7
	2,310.00	000100	239.3		2,552.31	000100	20.4
	2,310.92	000100	8.0		2,556.00	000100	190.1
	2,319.00	000100	40.2		2,570.40	000100	86.6
	2,321.05	000100	10.8		2,575.00	000100	86.8
	2,327.59	000100	144.4		2,575.00	016000	19.7
	2,328.83	000100	108.8		2,586.00	000100	15.2
	2,336.81	000100	43.7		2,587.50	024500	301.2
	2,350.00	000100	1,151.2		2,592.00	000100	42.4
	2,350.00	024500	6.4		2,592.71	000100	53.8
	2,361.49	000100	33.1		2,600.00	000100	993.8
	2,361.85	000100	49.4		2,600.00	011100	3.2
	2,362.18	000100	47.9		2,600.00	013400	3.5
	2,362.49	000100	23.6		2,600.00	014000	3.4
	2,362.63	000100	54.7		2,600.00	017400	34.4
	2,365.31	000100	44.5		2,600.00	017600	140.0
	2,376.00	000100	9.9		2,605.86	000100	23.6
	2,380.90	000100	113.6		2,609.40	000100	104.9
	2,381.75	000100	154.0		2,618.21	000100	49.8
	2,387.00	000100	56.9		2,625.00	000100	399.3
	2,387.33	000100	15.1		2,625.23	000100	152.4
	2,390.45	000100	389.2		2,638.15	000100	111.3
	2,394.24	000100	22.6		2,650.00	000100	246.8
	2,396.77	000100	40.0		2,650.00	002200	225.6
	2,400.00	000100	1,873.6		2,650.00	013100	37.8
	2,400.00	002200	50.6		2,682.74	000100	11.9
	2,400.00	017000	46.9		2,685.00	000100	159.6
	2,400.00	019100	2.1		2,685.41	000100	39.7
	2,400.00	024500	93.1		2,689.36	000100	45.0
	2,405.00	000100	139.5		2,691.35	000100	28.8
	2,410.43	000100	126.2		2,692.31	000100	504.6
	2,411.23	000100	148.1		2,700.00	000100	1,144.6
	2,415.00	000100	302.5		2,700.00	002200	136.3
	2,415.64	000100	417.6		2,700.00	017000	49.0
	2,415.93	000100	71.2		2,700.00	020800	13.6
	2,416.44	000100	52.5		2,705.88	000100	53.0
	2,420.50	000100	28.2		2,709.68	000100	216.1
	2,423.87	000100	12.2		2,727.00	000100	84.2
	2,424.00	000100	31.2		2,750.00	000100	105.0
	2,425.00	000100	20.0		2,750.00	020800	21.0
	2,430.57	000100	0.6		2,756.52	000100	32.6
	2,431.29	000100	25.1		2,781.00	017600	195.7
	2,431.37	000100	21.6		2,793.10	000100	60.6
	2,431.99	000100	6.0		2,795.18	000100	76.6
	2,431.99	024500	26.1		2,799.30	000100	74.4
	2,432.55	000100	747.5		2,800.00	000100	1,351.5
	2,432.59	013600	2.4		2,800.00	001700	14.3

**TABLE 8: BASE PRICE PAID TO GROWERS FOR GRAPES CRUSHED AND DELIVERED TO CALIFORNIA PROCESSORS FROM THE 2023 CROP WITH BRIX FACTORS AND PURCHASED TONNAGE, BY TYPE, VARIETY, REPORTING DISTRICT WHERE GROWN, AND WEIGHTED AVERAGE BASE PRICE**

District, Type, and Variety	Base Price	Brix	Tons	District, Type, and Variety	Base Price	Brix	Tons
	Per Ton	Factors			Per Ton	Factors	
	Dollars	Code <sup>1</sup>			Dollars	Code <sup>1</sup>	
<b>DISTRICT 3 (Cont'd)</b>							
Chardonnay * (Cont'd)	2,800.00	002200	64.6		3,100.00	024500	52.1
	2,800.00	011400	12.3		3,111.11	000100	13.0
	2,800.00	013400	1.4		3,122.92	000100	19.1
	2,800.00	013600	4.0		3,125.00	013100	20.2
	2,800.00	013800	28.8		3,150.00	013400	3.1
	2,800.00	015700	4.2		3,157.00	000100	7.3
	2,800.00	017200	56.2		3,160.00	000100	21.0
	2,800.00	017400	239.1		3,181.82	000100	13.6
	2,800.00	024500	38.0		3,182.69	000100	12.7
	2,804.68	000100	87.1		3,182.70	000100	10.0
	2,807.47	000100	6.5		3,200.00	000100	211.3
	2,816.33	000100	7.9		3,200.00	007550	3.2
	2,825.00	013100	108.3		3,200.00	011300	80.3
	2,828.00	000100	31.8		3,200.00	017200	2.3
	2,833.53	000100	365.2		3,200.00	017400	122.8
	2,845.51	017200	216.3		3,200.00	017600	41.7
	2,850.00	000100	160.6		3,200.00	024500	7.6
	2,850.00	002200	324.3		3,211.59	000100	8.8
	2,850.00	011300	3.0		3,250.00	000100	56.2
	2,850.00	015700	8.0		3,277.71	017400	44.8
	2,850.00	017200	1.7		3,295.00	020800	1.7
	2,851.71	000100	9.1		3,299.83	000100	10.3
	2,862.68	000100	21.0		3,300.00	000100	67.0
	2,868.97	000100	187.7		3,300.00	008300	3.0
	2,875.00	000100	445.1		3,300.00	011300	2.0
	2,875.11	000100	20.9		3,300.00	011400	1.8
	2,884.00	017400	145.7		3,300.00	015700	13.4
	2,884.00	017600	112.0		3,300.00	017400	62.4
	2,896.55	000100	20.8		3,350.00	000100	14.7
	2,900.00	000100	236.1		3,360.00	000100	8.1
	2,900.00	002200	148.8		3,366.63	000100	10.5
	2,900.00	015700	14.4		3,369.00	000100	7.0
	2,900.00	017200	114.6		3,400.00	000100	17.5
	2,900.00	017400	4.4		3,400.00	015700	10.0
	2,900.00	017600	138.2		3,400.00	017400	60.4
	2,900.00	020700	38.0		3,423.47	000100	45.4
	2,900.00	020800	20.1		3,425.00	019200	28.6
	2,900.00	021000	32.2		3,450.00	000100	6.6
	2,903.23	000100	532.4		3,491.63	000100	3.0
	2,903.45	000100	8.5		3,500.00	000100	559.6
	2,909.00	017200	8.1		3,500.00	008100	3.1
	2,917.55	000100	41.4		3,500.00	009300	1.0
	2,925.00	000100	4.8		3,500.00	011100	8.1
	2,925.00	002000	1,737.0		3,500.00	013100	2.1
	2,927.47	017400	45.0		3,500.00	013400	3.4
	2,927.48	000100	94.6		3,500.00	013800	13.8
	2,929.00	000100	39.2		3,500.00	017000	3.2
	2,940.00	000100	183.0		3,500.00	018900	10.4
	2,950.00	000100	12.3		3,500.00	019100	41.9
	2,958.00	000100	145.8		3,500.00	020800	5.3
	2,975.00	013100	31.5		3,500.00	021000	5.1
	3,000.00	000100	834.9		3,500.00	022800	1.9
	3,000.00	007800	2.8		3,502.00	000100	24.6
	3,000.00	009300	3.5		3,564.00	000100	4.4
	3,000.00	010900	2.1		3,575.00	000100	10.2
	3,000.00	013800	10.3		3,581.80	000100	17.6
	3,000.00	015700	35.5		3,600.00	000100	22.0
	3,000.00	017000	3.6		3,600.00	003200	12.3
	3,000.00	017200	27.8		3,605.00	019500	15.6
	3,000.00	017400	15.6		3,650.00	000100	6.4
	3,000.00	020400	36.1		3,675.00	000100	5.6
	3,000.00	020800	112.0		3,680.00	000100	2.0
	3,041.01	000100	54.3		3,694.54	000100	34.2
	3,045.00	000100	108.7		3,700.00	000100	8.4
	3,047.00	000100	26.7		3,708.00	013100	6.6
	3,048.56	000100	35.1		3,738.00	013100	9.3
	3,049.46	000100	45.8		3,739.94	000100	12.0
	3,050.00	000100	29.1		3,745.00	000100	7.0
	3,066.61	000100	10.1		3,748.00	000100	6.0
	3,090.00	000100	64.8		3,750.00	000100	5.2
	3,090.00	019500	23.4		3,750.00	015700	6.9
	3,100.00	000100	130.7		3,800.00	000100	50.1
	3,100.00	015700	6.6		3,800.00	010900	3.3
	3,100.00	017200	33.6		3,850.00	015700	3.3
					3,900.00	000100	14.3

**TABLE 8: BASE PRICE PAID TO GROWERS FOR GRAPES CRUSHED AND DELIVERED TO CALIFORNIA PROCESSORS FROM THE 2023 CROP WITH BRIX FACTORS AND PURCHASED TONNAGE, BY TYPE, VARIETY, REPORTING DISTRICT WHERE GROWN, AND WEIGHTED AVERAGE BASE PRICE**

District, Type, and Variety	Base Price	Brix	Tons	District, Type, and Variety	Base Price	Brix	Tons
	Per Ton	Factors			Per Ton	Factors	
	Dollars	Code <sup>1</sup>			Dollars	Code <sup>1</sup>	
<b>DISTRICT 3 (Cont'd)</b>							
Chardonnay * (Cont'd)	3,900.00	013400	4.0		4,930.64	000100	18.6
	3,900.00	019700	3.1		4,987.00	000100	6.7
	3,925.00	002000	179.9		5,000.00	000100	82.2
	3,950.00	000100	2.5		5,000.00	013100	8.2
	4,000.00	000100	174.1		5,000.00	015700	5.2
	4,000.00	011300	2.8		5,000.00	021200	3.6
	4,000.00	013400	1.9		5,017.00	000100	21.4
	4,000.00	013500	4.5		5,100.85	000100	10.1
	4,000.00	013600	2.0		5,125.00	000100	1.9
	4,000.00	015700	7.5		5,130.00	000100	14.3
	4,000.00	017000	14.6		5,150.00	013100	18.9
	4,000.00	017200	40.7		5,168.56	000100	3.1
	4,000.00	017600	100.1		5,194.00	000100	5.5
	4,000.00	020800	2.1		5,200.00	000100	99.5
	4,000.00	021000	5.0		5,200.00	013600	1.4
	4,000.00	024500	8.7		5,200.00	017200	3.4
	4,032.86	000100	147.3		5,219.00	000100	7.7
	4,042.50	000100	59.8		5,220.00	000100	4.1
	4,042.50	024500	5.4		5,250.00	000100	7.8
	4,048.24	000100	5.1		5,250.00	008303	2.7
	4,050.00	000100	7.0		5,268.00	000100	4.8
	4,095.00	000100	28.4		5,275.00	000100	2.1
	4,098.00	000100	9.8		5,300.00	000100	21.2
	4,100.00	015700	7.1		5,320.00	000100	9.8
	4,101.00	000100	73.5		5,400.00	000100	17.3
	4,104.88	000100	11.5		5,450.00	000100	3.8
	4,108.64	013100	15.6		5,500.00	000100	125.7
	4,132.00	000100	5.6		5,500.00	011100	2.3
	4,132.81	000100	18.1		5,500.00	013100	11.2
	4,134.00	000100	32.1		5,500.00	013600	0.9
	4,173.00	000100	12.2		5,500.00	017200	2.9
	4,195.00	000100	3.0		5,500.00	021000	2.9
	4,200.00	000100	34.3		5,512.00	000100	2.4
	4,200.00	013600	3.1		5,513.33	000100	3.3
	4,200.00	013800	12.6		5,520.00	017200	1.0
	4,200.00	021200	24.8		5,591.00	000100	8.6
	4,250.00	000100	29.6		5,600.00	000100	15.2
	4,250.00	015700	7.6		5,700.00	000100	4.0
	4,280.00	019200	5.8		5,700.00	015700	7.0
	4,300.00	000100	19.4		5,747.00	021000	7.2
	4,350.00	000100	4.1		5,750.00	000100	7.3
	4,353.59	000100	14.7		5,763.00	000100	11.0
	4,387.50	000100	6.0		5,800.00	000100	16.8
	4,400.00	013400	1.6		5,800.00	013800	6.7
	4,405.00	000100	3.2		5,826.00	000100	7.4
	4,410.00	015700	15.0		5,872.68	013100	10.7
	4,465.00	013100	6.1		5,972.85	000100	22.1
	4,493.43	000100	14.0		6,000.00	000100	86.4
	4,500.00	000100	205.7		6,000.00	017200	5.5
	4,500.00	009300	4.3		6,000.00	021200	3.3
	4,500.00	010900	20.1		6,100.00	000100	1.2
	4,500.00	013100	29.5		6,100.00	013400	6.0
	4,500.00	013400	5.2		6,106.00	000100	7.6
	4,500.00	017200	1.3		6,150.00	000100	15.2
	4,586.41	000100	20.5		6,152.00	000100	37.8
	4,600.00	000100	49.9		6,200.00	000100	25.1
	4,600.00	015700	37.4		6,250.00	000100	1.8
	4,600.00	017400	16.5		6,275.00	007800	86.3
	4,600.00	020600	47.1		6,275.00	013100	43.6
	4,606.00	017200	4.0		6,292.00	017200	2.6
	4,635.00	000100	36.2		6,332.00	000100	1.5
	4,635.00	017200	65.4		6,400.00	014000	18.7
	4,650.00	000100	10.6		6,416.00	014000	12.7
	4,680.00	000100	30.0		6,425.32	000100	63.5
	4,700.00	000100	5.6		6,500.00	000100	48.4
	4,700.00	015700	2.4		6,500.00	010900	6.2
	4,750.00	000100	7.0		6,500.00	011100	7.4
	4,784.00	000100	5.9		6,700.00	000100	59.0
	4,795.42	000100	9.4		6,700.00	015700	5.0
	4,800.00	000100	52.1		6,704.45	000100	27.2
	4,800.00	013400	9.3		6,800.00	000100	7.5
	4,850.00	000100	6.2		6,800.00	014000	1.6
	4,890.99	000100	6.4		7,000.00	000100	24.1
	4,900.00	000100	5.1		7,000.00	017400	2.5
					7,500.00	000100	88.8



**TABLE 8: BASE PRICE PAID TO GROWERS FOR GRAPES CRUSHED AND DELIVERED TO CALIFORNIA PROCESSORS  
FROM THE 2023 CROP WITH BRIX FACTORS AND PURCHASED TONNAGE, BY TYPE, VARIETY, REPORTING DISTRICT  
WHERE GROWN, AND WEIGHTED AVERAGE BASE PRICE**

District, Type, and Variety	Base Price	Brix	Tons	District, Type, and Variety	Base Price	Brix	Tons
	Per Ton	Factors			Per Ton	Factors	
	Dollars	Code <sup>1</sup>			Dollars	Code <sup>1</sup>	
<b>DISTRICT 3 (Cont'd)</b>							
Chardonnay * (Cont'd)	7,500.00	013800	3.2		2,800.00	000100	23.0
	7,528.12	000100	4.8		3,466.94	000100	3.4
	7,600.00	014000	2.7		3,500.00	000100	2.2
	8,000.00	000100	16.2		9,214.67	000100	6.2
	8,200.00	000100	3.9	Wtd. Avg. Base & Total Tons	2,911.55		92.9
	8,250.00	000100	7.2				
	8,300.00	021000	1.9	Gray Riesling *	2,900.00	000100	4.4
	8,500.00	000100	9.2		3,000.00	000100	30.1
	9,000.00	000100	8.4		3,000.00	009000	11.2
	9,000.00	008303	4.6		3,000.00	017600	4.2
	9,214.67	000100	2.2		3,200.00	017200	2.3
	9,419.15	000100	5.1	Wtd. Avg. Base & Total Tons	3,200.00	021000	1.0
	9,450.00	000100	2.0		3,004.14		53.2
	9,747.00	017600	15.5				
	9,800.00	000100	8.0	Grenache Blanc *	1,000.00	000100	2.9
	10,000.00	000100	7.7		1,500.00	000100	1.2
	10,062.00	000100	2.1		1,800.00	000100	3.5
	10,322.00	000100	68.9		1,800.00	021000	0.5
	10,800.00	000100	4.5		2,200.00	000100	3.1
	11,000.00	000100	4.1		2,400.00	000100	2.2
	11,181.00	013800	10.0		2,500.00	000100	1.9
Wtd. Avg. Base & Total Tons	2,559.83		57,648.6		2,500.00	010900	4.3
					2,600.00	000100	9.4
Chenin Blanc	759.40	000100	2.3		2,800.00	000100	16.3
	1,400.00	009000	17.5		3,000.00	000100	0.9
	3,500.00	000100	0.9		3,000.00	009300	0.9
	3,500.00	013100	1.9		3,000.00	013600	3.2
	3,500.00	013800	8.1		3,000.00	020800	7.3
Wtd. Avg. Base & Total Tons	2,097.61		30.7		3,100.00	000100	2.5
					3,200.00	000100	5.0
Clairette Blanche <sup>2</sup>	2,600.00	013600	1.0		3,500.00	000100	18.1
	4,346.00	013600	0.2		3,500.00	013800	2.0
Wtd. Avg. Base & Total Tons	2,891.00		1.2		4,346.00	000100	2.3
					4,346.00	013600	1.7
Cortese	4,000.00	000100	3.4	Wtd. Avg. Base & Total Tons	4,380.89	000100	4.8
Wtd. Avg. Base & Total Tons	4,000.00		3.4		2,968.00		94.0
Falaghina Greco <sup>2</sup>	2,700.00	000100	0.9	Gruner Veltliner	2,750.00	000100	0.9
	3,200.00	000100	1.4		3,000.00	000100	9.8
	3,200.00	009300	1.8		3,500.00	000100	2.1
	3,500.00	009100	3.7	Wtd. Avg. Base & Total Tons	3,064.45		12.8
Wtd. Avg. Base & Total Tons	3,284.62		7.8				
				Malvasia Bianca	1,500.00	000100	1.6
Fiano	2,500.00	000100	1.6		2,100.00	000100	3.9
	2,775.00	011300	4.1		2,150.00	013400	1.5
	2,900.00	010900	9.6		2,600.00	013600	11.6
	3,120.09	000100	5.0		3,500.00	000100	1.8
	3,200.00	000100	5.1		4,000.00	000100	2.0
	4,000.00	000100	2.6	Wtd. Avg. Base & Total Tons	2,601.56		22.4
	4,000.00	013400	1.7				
Wtd. Avg. Base & Total Tons	3,109.02		29.7	Marsanne	2,300.00	000100	3.2
					2,500.00	000100	1.6
French Colombard	100.00	007800	0.3		2,600.00	000100	0.2
	1,200.00	000100	19.5		2,667.00	000100	8.9
	1,200.00	007800	1.6		3,186.00	000100	3.3
	1,800.00	000100	22.5		3,500.00	000100	8.1
	2,800.00	000100	3.4		3,535.00	000100	3.6
Wtd. Avg. Base & Total Tons	1,593.45		47.3		4,097.74	000100	2.9
					4,500.00	013800	3.4
Gewurztraminer	1,400.00	000100	0.6	Wtd. Avg. Base & Total Tons	3,249.70		35.2
	1,800.00	012900	1.1				
	1,900.00	000100	12.7	Melon	3,000.00	000100	7.1
	1,950.00	000100	3.3	Wtd. Avg. Base & Total Tons	3,000.00		7.1
	2,000.00	000100	2.0				
	2,100.00	000100	2.4	Moscato Gaillo *	2,544.76	000100	7.1
	2,200.00	000100	6.9	Wtd. Avg. Base & Total Tons	2,544.76		7.1
	2,250.00	000100	0.4				
	2,300.00	000100	9.1	Muscat Blanc *	1,900.00	000100	1.0
	2,326.00	000100	2.3		1,900.00	013100	2.6
	2,400.00	000100	2.7		2,000.00	000100	4.4
	2,500.00	000100	2.1		2,271.37	000100	44.6
	2,600.00	000100	5.8		2,338.00	000100	22.4
	2,650.00	000100	4.4		2,500.00	000100	3.9
	2,700.00	000100	2.3		2,600.00	000100	4.3

**TABLE 8: BASE PRICE PAID TO GROWERS FOR GRAPES CRUSHED AND DELIVERED TO CALIFORNIA PROCESSORS  
FROM THE 2023 CROP WITH BRIX FACTORS AND PURCHASED TONNAGE, BY TYPE, VARIETY, REPORTING DISTRICT  
WHERE GROWN, AND WEIGHTED AVERAGE BASE PRICE**

District, Type, and Variety	Base Price	Brix	Tons	District, Type, and Variety	Base Price	Brix	Tons
	Per Ton	Factors			Per Ton	Factors	
	Dollars	Code <sup>1</sup>			Dollars	Code <sup>1</sup>	
<b>DISTRICT 3 (Cont'd)</b>							
Muscat Blanc * (Cont'd)	3,000.00	013100	2.7		3,300.00	000100	1.5
	4,337.35	000100	2.1		3,500.00	000100	5.6
Wtd. Avg. Base & Total Tons	2,357.42		88.0		3,500.00	013800	0.7
					3,535.00	000100	3.0
Muscat Of Alexandria	6,300.00	000100	1.8		3,594.00	000100	3.1
Wtd. Avg. Base & Total Tons	6,300.00		1.8		3,613.00	000100	2.0
					4,000.00	000100	4.7
Palomino *	2,000.00	000100	1.5		4,000.00	011100	1.8
Wtd. Avg. Base & Total Tons	2,000.00		1.5		4,097.74	000100	3.4
					4,100.00	017800	2.7
Picpoul Blanc	2,350.00	000100	0.9		4,346.00	013600	3.0
	2,500.00	000100	1.0		4,500.00	013600	1.1
	2,700.00	000100	2.8		4,505.00	000100	2.3
	3,100.00	000100	0.7		14,913.66	000100	0.9
	3,200.00	000100	1.8	Wtd. Avg. Base & Total Tons	3,775.74		45.9
Wtd. Avg. Base & Total Tons	2,792.36		7.2				
				Sauvignon Blanc *	295.00	000100	15.0
Pinot Blanc	1,800.00	000100	42.0		472.29	000100	12.6
	2,100.00	010700	3.5		500.00	000100	4.5
	2,145.15	000100	63.5		759.40	000100	2.4
	2,300.00	000100	8.1		900.00	000100	9.7
	2,500.00	000100	0.4		1,000.00	000100	36.0
	2,500.00	019700	4.2		1,200.00	000100	61.0
	2,700.00	000100	4.3		1,250.00	017200	38.0
	2,771.26	000100	5.6		1,450.00	000100	15.4
	3,000.00	000100	9.4		1,500.00	000100	106.0
Wtd. Avg. Base & Total Tons	4,784.00	000100	3.9		1,500.00	013100	1.7
	2,231.08		144.9		1,500.00	020800	2.5
					1,600.00	000100	83.6
Pinot Gris *	1,500.00	000100	41.1		1,600.00	017200	1.9
	1,600.00	017200	14.1		1,645.20	000100	35.0
	1,739.67	000100	51.0		1,650.00	000100	57.1
	1,806.00	000100	77.1		1,653.75	000100	351.8
	1,850.00	000100	84.6		1,675.00	000100	37.6
	1,900.00	000100	23.0		1,697.44	021200	16.6
	1,967.69	000100	10.0		1,700.00	000100	330.9
	2,000.00	000100	22.0		1,700.00	011100	6.0
	2,084.25	017400	16.3		1,700.00	017000	493.0
	2,100.00	000100	1.7		1,703.00	000100	80.9
	2,100.00	002000	20.3		1,750.00	000100	28.4
	2,100.00	017200	59.3		1,750.00	013400	167.9
	2,115.07	000100	31.6		1,750.00	017000	100.1
	2,200.00	000100	54.9		1,785.00	000100	101.1
	2,200.00	007600	44.2		1,785.00	020800	23.9
	2,300.00	017200	15.0		1,794.69	000100	17.4
	2,350.00	009300	2.9		1,794.71	000100	70.0
	2,400.00	000100	2.0		1,797.44	000100	23.6
	2,500.00	000100	2.8		1,800.00	000100	473.6
	2,500.00	013100	8.3		1,800.00	009500	2.3
	2,600.00	013600	2.2		1,800.00	013100	5.9
	2,650.00	000100	1.8		1,800.00	013600	11.3
	2,700.00	013100	2.3		1,800.00	017000	342.5
	2,800.00	000100	4.3		1,800.00	024300	4.0
	2,896.00	000100	1.5		1,802.50	017000	35.0
	3,000.00	000100	0.7		1,803.53	000100	29.0
	3,275.00	002000	1.5		1,819.00	000100	4.1
Wtd. Avg. Base & Total Tons	4,000.00	000100	1.2		1,823.66	000100	130.6
	1,981.57		597.7		1,824.00	000100	82.8
					1,825.00	017000	67.1
Ribolla Gialla *	2,500.00	000100	2.4		1,833.77	000100	98.7
	3,000.00	020800	4.4		1,844.70	000100	44.0
	3,275.00	002000	12.4		1,850.00	000100	99.5
	3,300.00	000100	4.6		1,850.00	017000	35.6
	3,800.00	009300	2.0		1,864.00	013500	26.6
	4,000.00	000100	4.0		1,868.70	000100	24.4
Wtd. Avg. Base & Total Tons	3,308.39		29.8		1,889.17	000100	7.8
					1,896.58	000100	340.5
					1,900.00	000100	510.3
Roussanne	1,800.00	024800	0.9		1,900.00	001800	70.4
	2,200.00	000100	1.8		1,900.00	013200	2.1
	2,300.00	000100	1.4		1,900.00	015800	2.1
	2,500.00	000100	2.6		1,900.00	017000	192.0
	2,600.00	013600	1.3		1,907.00	000100	35.3
	2,800.00	000100	1.0		1,909.62	000100	26.1
	2,800.00	009300	1.1		1,920.00	000100	263.2

**TABLE 8: BASE PRICE PAID TO GROWERS FOR GRAPES CRUSHED AND DELIVERED TO CALIFORNIA PROCESSORS FROM THE 2023 CROP WITH BRIX FACTORS AND PURCHASED TONNAGE, BY TYPE, VARIETY, REPORTING DISTRICT WHERE GROWN, AND WEIGHTED AVERAGE BASE PRICE**

District, Type, and Variety	Base Price	Brix	Tons	District, Type, and Variety	Base Price	Brix	Tons
	Per Ton	Factors			Per Ton	Factors	
	Dollars	Code <sup>1</sup>			Dollars	Code <sup>1</sup>	
<b>DISTRICT 3 (Cont'd)</b>							
Sauvignon Blanc * (Cont'd)	1,920.24	000100	22.7		2,800.00	013600	1.5
	1,921.45	000100	1,699.7		2,800.00	017000	41.8
	1,925.00	000100	10.0		2,850.00	020800	7.1
	1,950.00	000100	483.9		2,875.00	017400	3.4
	1,950.00	013600	9.7		2,900.00	015500	3.0
	1,950.00	017000	161.8		2,900.00	020800	3.4
	1,976.00	000100	76.4		2,925.00	000100	6.6
	2,000.00	000100	380.0		2,950.00	000100	3.0
	2,000.00	001800	80.3		2,957.79	000100	23.3
	2,000.00	013500	49.2		2,973.00	017200	4.0
	2,000.00	017200	182.0		3,000.00	000100	133.8
	2,000.00	020800	8.7		3,000.00	013400	2.4
	2,009.39	000100	23.8		3,000.00	013600	3.0
	2,020.00	000100	93.7		3,050.00	000100	24.9
	2,020.39	000100	5.9		3,071.00	000100	7.5
	2,039.63	000100	11.0		3,090.00	000100	18.4
	2,050.00	000100	280.2		3,090.00	017400	10.7
	2,050.00	017000	24.3		3,100.00	000100	10.1
	2,094.00	000100	4.1		3,100.00	017400	6.0
	2,100.00	000100	269.1		3,150.00	000100	9.1
	2,100.00	013100	6.6		3,200.00	011100	3.8
	2,112.00	000100	63.2		3,250.00	000100	4.3
	2,129.48	000100	60.9		3,250.00	018900	2.8
	2,150.00	000100	10.0		3,273.23	000100	32.0
	2,171.50	000100	80.3		3,300.00	000100	45.4
	2,196.54	000100	25.0		3,319.02	000100	4.4
	2,200.00	000100	449.4		3,400.00	000100	9.7
	2,200.00	001800	124.1		3,500.00	000100	17.0
	2,200.00	002200	18.9		3,500.00	013800	4.3
	2,200.00	011300	7.7		3,500.00	017600	2.4
	2,230.00	001900	218.4		3,600.00	000100	3.1
	2,243.11	000100	60.0		3,750.00	000100	5.8
	2,250.00	000100	32.3		3,753.60	000100	14.3
	2,250.00	009300	4.5		4,000.00	000100	24.8
	2,250.00	011300	4.0		4,250.00	000100	2.9
	2,250.00	013600	18.9		4,500.00	000100	2.0
	2,300.00	000100	378.3		4,568.71	000100	13.4
	2,300.00	001800	44.0		4,926.00	000100	4.3
	2,300.00	011100	6.9		5,000.00	000100	2.1
	2,300.00	017000	195.6		6,165.00	000100	25.7
	2,310.00	000100	4.5		9,214.67	000100	0.9
	2,315.25	000100	20.9		11,139.59	000100	4.9
	2,323.00	000100	104.5	Wtd. Avg. Base & Total Tons	28,000.00	000100	2.5
	2,325.00	000100	24.0		2,054.22		13,265.4
	2,334.00	000100	21.4	Sauvignon Gris	1,862.79	000100	18.5
	2,350.00	000100	54.0		2,500.00	000100	4.3
	2,350.00	013600	58.6	Wtd. Avg. Base & Total Tons	1,982.97		22.8
	2,362.77	010900	2.3	Sauvignon Vert *	2,400.00	000100	2.2
	2,369.00	000100	112.4		2,402.97	000100	6.5
	2,373.69	000100	44.8	Wtd. Avg. Base & Total Tons	2,402.22		8.7
	2,400.00	000100	200.1	Semillon	2,000.00	000100	1.8
	2,400.00	013600	6.1		2,045.00	000100	18.8
	2,400.00	014000	11.7		2,300.00	000100	1.1
	2,400.00	017400	5.5		2,400.00	017200	1.9
	2,401.81	000100	40.9		2,500.00	000100	70.9
	2,432.68	000100	34.6		2,650.00	000100	2.3
	2,493.91	013600	10.3		2,668.00	000100	3.3
	2,500.00	000100	413.9		2,700.00	000100	1.3
	2,500.00	011100	1.1		2,770.51	000100	1.2
	2,500.00	011300	3.2		2,884.83	000100	2.1
	2,500.00	017000	48.6		2,885.00	000100	17.7
	2,500.00	020800	0.5		2,907.59	000100	24.9
	2,500.00	021200	10.2		3,000.00	000100	6.9
	2,500.00	024500	138.2		3,000.00	017200	7.5
	2,520.00	000100	54.7		3,019.00	000100	13.9
	2,600.00	000100	16.5		3,090.00	000100	7.5
	2,600.00	013600	6.2		3,100.00	017400	2.4
	2,600.00	014000	3.9		3,173.31	000100	13.2
	2,650.00	000100	112.7		3,200.00	010700	1.0
	2,700.00	000100	87.2		3,282.63	000100	5.4
	2,700.00	013600	4.1		4,000.00	000100	2.0
	2,750.00	000100	18.8		4,346.00	000100	1.6
	2,781.00	000100	14.1				
	2,800.00	000100	35.2				

**TABLE 8: BASE PRICE PAID TO GROWERS FOR GRAPES CRUSHED AND DELIVERED TO CALIFORNIA PROCESSORS FROM THE 2023 CROP WITH BRIX FACTORS AND PURCHASED TONNAGE, BY TYPE, VARIETY, REPORTING DISTRICT WHERE GROWN, AND WEIGHTED AVERAGE BASE PRICE**

District, Type, and Variety	Base Price	Brix	Tons	District, Type, and Variety	Base Price	Brix	Tons
	Per Ton	Factors			Per Ton	Factors	
	Dollars	Code <sup>1</sup>			Dollars	Code <sup>1</sup>	
<b>DISTRICT 3 (Cont'd)</b>							
Semillon (Cont'd)	4,346.00	043690	1.9		3,119.06	024500	20.5
	4,400.00	000100	0.9		3,150.00	000100	1.7
	4,500.00	000100	4.1		3,150.00	017600	20.0
	4,700.00	000100	1.8		3,250.00	000100	5.7
	4,848.39	000100	5.4		3,300.00	000100	1.8
Wtd. Avg. Base & Total Tons	2,856.81		222.8		3,400.00	000100	6.0
					3,401.11	000100	1.0
					3,500.00	000100	32.3
Symphony	1,500.00	000100	0.5		3,500.00	013800	1.7
Wtd. Avg. Base & Total Tons	1,500.00		0.5		3,500.00	025300	5.0
					3,600.00	021000	0.9
Tocai Friulano	3,050.00	000100	8.2		3,601.13	000100	3.8
	3,275.00	002000	3.8		3,700.00	000100	1.3
	4,000.00	000100	3.6		3,739.34	000100	1.7
Wtd. Avg. Base & Total Tons	3,324.04		15.6		3,775.00	000100	1.2
					3,800.00	000100	2.1
Verdelho	2,200.00	000100	1.0		3,800.00	009000	2.3
Wtd. Avg. Base & Total Tons	2,200.00		1.0		3,800.00	024500	2.2
					4,000.00	013000	2.5
Vermentino *	1,500.00	000100	7.9		4,153.19	000100	1.0
	1,500.00	009300	2.1		4,500.00	000100	0.1
	1,800.00	021200	0.8		5,000.00	000100	0.9
	2,150.00	000100	13.2		5,042.49	000100	2.6
	2,200.00	000100	1.1		9,214.67	000100	4.6
	2,250.00	000100	42.7		13,209.24	000100	2.1
	2,400.00	000100	2.0	Wtd. Avg. Base & Total Tons	3,125.13		383.4
	2,400.00	014000	6.9				
	2,475.00	000100	4.3	White Riesling *	500.00	008550	1.0
	2,484.00	000100	4.0		1,500.00	000100	3.0
	2,500.00	000100	13.7		2,200.00	000100	3.7
	2,546.00	000100	5.1		2,400.00	000100	2.7
	2,600.00	010700	1.5		2,539.95	000100	6.5
	2,700.00	000100	1.7		2,750.00	000100	10.5
	2,800.00	000100	2.0		2,800.00	000100	3.2
	3,200.00	000100	14.1		2,900.00	010900	6.1
	3,300.00	000100	2.8		3,000.00	000100	1.9
	4,000.00	000100	2.4		3,000.00	013100	1.7
Wtd. Avg. Base & Total Tons	2,420.41		128.3		3,027.31	000100	0.3
					3,130.00	000100	13.8
Vernaccia	2,200.00	000100	1.1		3,300.00	000100	3.9
	2,550.00	000100	17.8		3,500.00	000100	4.3
Wtd. Avg. Base & Total Tons	2,529.63		18.9		4,000.00	000100	14.3
					4,000.00	009100	2.5
Viognier	1,800.00	027800	2.0		5,000.00	000100	7.8
	2,000.00	000100	3.5		5,500.00	009100	1.4
	2,000.00	013800	9.0		6,000.00	008303	0.4
	2,100.00	000100	1.3	Wtd. Avg. Base & Total Tons	3,267.16		89.0
	2,300.00	000100	4.8				
	2,400.00	000100	11.3	Other White Wine <sup>4</sup>	100.00	021000	3.0
	2,400.00	019100	2.3		759.40	000100	0.8
	2,450.00	000100	2.6		2,000.00	000100	0.2
	2,500.00	013400	2.9		2,000.00	015500	1.1
	2,600.00	000100	27.0		2,500.00	000100	1.5
	2,650.00	000100	4.4		2,600.00	000100	1.6
	2,652.25	000100	14.7		2,600.00	009300	1.0
	2,700.00	000100	0.2		2,600.00	013100	3.5
	2,750.00	000100	4.5		2,750.00	000100	0.9
	2,800.00	000100	0.4		2,800.00	000100	2.1
	2,834.26	000100	5.3		2,976.99	000100	7.8
	2,850.00	000100	4.4		3,000.00	000100	1.4
	2,880.90	000100	15.4		3,000.00	013800	3.8
	2,881.00	000100	5.1		3,025.00	002000	3.2
	2,900.00	000100	10.5		3,200.00	000100	1.5
	2,940.00	000100	12.8		3,700.00	000100	4.1
	2,986.00	000100	15.3		3,941.00	000100	5.0
	3,000.00	000100	67.7		4,000.00	000100	11.6
	3,000.00	011100	4.5		4,250.00	000100	1.6
	3,000.00	017400	2.1		6,000.00	000100	2.2
	3,000.00	017600	3.3	Wtd. Avg. Base & Total Tons	10,753.00	014000	3.3
	3,000.00	021200	8.0		3,619.82		61.2
	3,000.00	024800	3.2				
	3,100.00	000100	3.1	Wine Grapes (Red)			
	3,100.00	013600	1.0	Aglianico	2,000.00	024500	0.6
	3,100.00	043690	1.3		2,880.00	000100	0.7
	3,118.00	000100	4.5		2,900.00	000100	0.5

**TABLE 8: BASE PRICE PAID TO GROWERS FOR GRAPES CRUSHED AND DELIVERED TO CALIFORNIA PROCESSORS  
FROM THE 2023 CROP WITH BRIX FACTORS AND PURCHASED TONNAGE, BY TYPE, VARIETY, REPORTING DISTRICT  
WHERE GROWN, AND WEIGHTED AVERAGE BASE PRICE**

District, Type, and Variety	Base Price	Brix	Tons	District, Type, and Variety	Base Price	Brix	Tons
	Per Ton	Factors			Per Ton	Factors	
	Dollars	Code <sup>1</sup>			Dollars	Code <sup>1</sup>	
<b>DISTRICT 3 (Cont'd)</b>							
Aglianico (Cont'd)	3,000.00	000100	1.6		3,050.00	000100	2.5
	3,600.00	000100	2.7		3,100.00	000100	9.2
	4,200.00	000100	3.9		3,135.42	017400	4.2
Wtd. Avg. Base & Total Tons	3,556.60		10.0		3,200.00	000100	11.3
					3,200.00	013800	8.5
Aleatico	1,500.00	000100	0.6		3,200.00	021500	3.7
	2,875.00	000100	1.6		3,248.00	000100	12.8
	3,100.00	000100	14.4		3,250.00	000100	11.8
Wtd. Avg. Base & Total Tons	3,020.48		16.6		3,300.00	000100	6.0
					3,500.00	000100	20.4
Alicante Bouschet *	2,000.00	000100	0.4		3,500.00	017200	3.4
	2,500.00	000100	11.2		3,500.00	021000	1.6
	2,500.00	017400	0.5		3,500.00	023400	1.0
	2,500.00	025100	2.8		3,550.00	000100	1.3
	2,960.00	000100	2.4		3,550.00	023100	3.1
	3,000.00	000100	0.5		3,561.08	000100	3.9
	3,250.00	000100	10.1		3,600.00	019100	1.5
	3,300.00	000100	5.8		3,700.00	000100	3.0
	3,500.00	000100	0.2		3,750.00	000100	2.4
	3,600.00	000100	28.6		3,800.00	000100	68.1
	3,700.00	000100	4.6		3,800.00	011300	2.2
	3,800.00	000100	19.0		3,800.00	017200	1.5
	4,000.00	000100	3.6		3,832.85	000100	1.4
	4,100.00	017400	0.5		3,850.00	000100	2.2
	4,300.00	013800	6.0		3,900.00	000100	2.2
	6,160.00	000100	0.2		3,900.00	004265	0.8
Wtd. Avg. Base & Total Tons	10,753.00	017900	1.3		3,900.00	000100	53.1
	3,561.51		97.7		4,000.00	011300	0.4
					4,000.00	013600	1.9
Barbera	1,750.00	000100	4.4		4,000.00	017000	4.9
	2,000.00	000100	4.1		4,000.00	017400	1.4
	2,000.00	027800	0.7		4,000.00	023100	9.0
	2,200.00	000100	1.2		4,034.00	024800	2.3
	2,500.00	000100	0.2		4,039.58	021000	1.3
	3,000.00	000100	1.0		4,100.00	000100	2.3
	3,000.00	014000	2.0		4,120.00	000100	2.1
	3,100.00	000100	4.0		4,192.45	000100	4.0
	3,182.70	000100	20.0		4,197.90	000100	25.4
	3,288.34	000100	8.3		4,200.00	000100	16.3
	3,297.00	000100	5.3		4,200.00	011300	4.0
	3,500.00	000100	1.7		4,200.00	017200	7.0
	3,500.00	020800	3.1		4,216.89	020800	1.4
	3,500.00	023100	16.0		4,243.60	000100	15.9
	3,605.00	000100	5.3		4,300.00	000100	7.8
	3,800.00	000100	3.3		4,360.00	000100	2.7
	4,000.00	000100	29.7		4,438.00	000100	5.2
	4,040.00	000100	3.2		4,438.04	000100	38.4
	4,216.00	000100	15.6		4,500.00	000100	30.5
	4,869.61	000100	2.9		4,500.00	014000	1.6
Wtd. Avg. Base & Total Tons	3,532.78		132.0		4,500.00	017400	2.8
					4,500.00	021200	2.0
					4,500.00	025100	4.4
Cabernet Franc	500.00	000100	0.4		4,700.00	000100	2.4
	500.00	013600	1.4		4,700.00	024300	0.4
	759.40	000100	0.1		4,707.42	024800	3.3
	900.00	000100	1.9		4,789.50	000100	23.7
	1,000.00	000100	11.5		4,900.00	000100	2.8
	1,000.00	021500	2.0		5,000.00	000100	42.4
	1,500.00	000100	1.9		5,100.00	027600	4.7
	2,000.00	007600	1.8		5,271.00	000100	2.1
	2,000.00	021000	2.0		5,300.00	024500	2.6
	2,000.00	027800	1.8		5,500.00	000100	13.7
	2,145.86	000100	22.4		6,000.00	000100	18.7
	2,200.00	000100	5.0		6,000.00	013800	2.0
	2,200.00	014000	5.1		6,000.00	021000	0.5
	2,500.00	000100	12.0		6,288.00	000100	5.0
	2,580.00	013400	0.8		6,293.27	000100	0.9
	2,700.00	000100	3.5		6,296.85	000100	14.0
	2,750.00	017200	2.0		6,500.00	000100	3.1
	2,765.00	000100	0.4		6,700.00	000100	1.9
	3,000.00	000100	44.4		6,825.00	000100	4.4
	3,000.00	017400	5.0		7,000.00	000100	7.0
	3,000.00	021000	2.2		7,336.79	000100	4.5
	3,000.00	024500	0.5		9,214.67	000100	10.2
	3,000.00	028100	0.9		10,000.00	000100	6.6

**TABLE 8: BASE PRICE PAID TO GROWERS FOR GRAPES CRUSHED AND DELIVERED TO CALIFORNIA PROCESSORS FROM THE 2023 CROP WITH BRIX FACTORS AND PURCHASED TONNAGE, BY TYPE, VARIETY, REPORTING DISTRICT WHERE GROWN, AND WEIGHTED AVERAGE BASE PRICE**

District, Type, and Variety	Base Price	Brix	Tons	District, Type, and Variety	Base Price	Brix	Tons
	Per Ton	Factors			Per Ton	Factors	
	Dollars	Code <sup>1</sup>			Dollars	Code <sup>1</sup>	
<b>DISTRICT 3 (Cont'd)</b>					2,570.43	025100	79.8
Cabernet Franc (Cont'd)	10,500.00	002600	7.6		2,572.68	000100	39.5
	10,903.00	000100	2.7		2,572.68	024800	53.2
	11,026.13	000100	23.9		2,575.00	000100	103.1
	12,000.00	000100	1.6		2,575.00	024800	143.6
	15,000.00	000100	1.9		2,580.00	013400	0.6
	20,000.00	000100	1.9		2,600.00	000100	610.0
	21,834.50	000100	0.8		2,600.00	024500	36.1
	25,000.00	000100	1.7		2,600.00	024800	29.7
Wtd. Avg. Base & Total Tons	4,575.84		786.1		2,635.99	000100	31.1
					2,645.00	000100	343.9
Cabernet Sauvignon	100.00	021000	16.1		2,650.00	000100	38.9
	500.00	000100	4.5		2,676.81	000100	6.3
	500.00	017400	24.0		2,682.68	000100	20.2
	600.00	000100	688.0		2,700.00	000100	358.5
	600.00	017200	142.8		2,700.00	024500	50.4
	621.25	000100	10.3		2,700.00	024800	459.0
	900.00	000100	18.0		2,710.05	021000	183.6
	1,000.00	000100	1,841.7		2,723.73	000100	105.6
	1,200.00	000100	11.6		2,730.00	000100	195.6
	1,250.00	000100	45.0		2,750.00	000100	352.2
	1,390.00	000100	24.5		2,769.00	000100	10.3
	1,500.00	000100	153.1		2,770.00	000100	162.6
	1,500.00	021800	6.4		2,789.00	000100	2.8
	1,515.00	017900	2.1		2,800.00	000100	451.8
	1,600.00	000100	2.1		2,800.00	017200	180.3
	1,600.00	013800	13.1		2,800.00	024500	104.7
	1,633.88	000100	11.2		2,800.00	024800	6.3
	1,700.00	021500	5.8		2,823.87	000100	50.9
	1,700.00	024500	3.3		2,823.87	021000	2.3
	1,731.00	000100	7.2		2,823.87	024500	58.3
	1,750.00	000100	8.3		2,823.87	024800	7.5
	1,800.00	000100	0.9		2,823.87	058669	12.6
	1,975.79	000100	48.5		2,823.87	066325	181.5
	2,000.00	000100	48.8		2,823.87	070238	19.9
	2,000.00	024600	1.0		2,835.00	000100	3.5
	2,000.00	027800	19.2		2,835.00	025100	0.8
	2,100.00	000100	26.9		2,836.09	000100	19.7
	2,107.93	000100	170.4		2,850.00	000100	283.5
	2,121.80	025100	143.9		2,850.00	024800	42.2
	2,150.00	000100	2.4		2,852.00	000100	19.7
	2,175.00	000100	1.4		2,853.00	000100	42.0
	2,193.04	000100	196.9		2,866.50	000100	1.8
	2,200.00	000100	58.6		2,867.00	000100	634.5
	2,275.00	064800	21.2		2,867.08	000100	420.7
	2,286.20	000100	60.9		2,867.08	020800	49.4
	2,300.00	000100	404.3		2,875.00	000100	15.9
	2,300.00	024800	109.2		2,900.00	000100	768.8
	2,307.99	000100	62.2		2,900.00	013800	5.3
	2,333.98	025100	266.3		2,900.00	024500	34.4
	2,338.14	000100	0.6		2,900.00	027100	29.7
	2,350.00	000100	7.8		2,923.76	000100	50.0
	2,366.00	000100	3.4		2,925.00	000100	98.2
	2,400.00	000100	326.4		2,926.85	000100	164.5
	2,400.00	020800	100.3		2,940.93	000100	126.3
	2,400.00	024500	57.9		2,950.00	000100	56.6
	2,400.00	024800	141.0		2,950.00	017200	4.4
	2,433.98	000100	30.9		2,961.86	000100	77.0
	2,467.50	000100	16.7		2,966.13	000100	1,401.2
	2,471.00	000100	1,016.4		2,968.23	000100	100.9
	2,475.00	000100	29.8		2,970.34	000100	72.9
	2,500.00	000100	701.2		2,970.68	020800	50.1
	2,500.00	002600	31.9		2,974.56	000100	32.4
	2,500.00	013800	10.4		2,979.50	000100	15.7
	2,500.00	017400	0.8		2,980.00	000100	66.5
	2,500.00	019700	0.5		3,000.00	000100	933.3
	2,500.00	021000	0.9		3,000.00	011300	3.5
	2,500.00	021500	18.6		3,000.00	011600	4.7
	2,500.00	024500	20.4		3,000.00	017000	2.7
	2,518.00	000100	0.6		3,000.00	017400	1.8
	2,520.00	000100	30.6		3,000.00	020800	2.8
	2,520.00	021000	672.5		3,000.00	021000	0.9
	2,550.00	000100	524.0		3,000.00	024800	27.2
	2,550.00	024800	85.0		3,000.00	028100	1.9
	2,560.00	000100	20.7		3,000.73	000100	27.0

**TABLE 8: BASE PRICE PAID TO GROWERS FOR GRAPES CRUSHED AND DELIVERED TO CALIFORNIA PROCESSORS  
FROM THE 2023 CROP WITH BRIX FACTORS AND PURCHASED TONNAGE, BY TYPE, VARIETY, REPORTING DISTRICT  
WHERE GROWN, AND WEIGHTED AVERAGE BASE PRICE**

District, Type, and Variety	Base Price	Brix	Tons	District, Type, and Variety	Base Price	Brix	Tons
	Per Ton	Factors			Per Ton	Factors	
	Dollars	Code <sup>1</sup>			Dollars	Code <sup>1</sup>	
<b>DISTRICT 3 (Cont'd)</b>							
Cabernet Sauvignon (Cont'd)	3,021.54	000100	129.8		3,572.61	000100	23.7
	3,026.94	000100	119.8		3,595.52	000100	40.0
	3,030.00	017400	3.3		3,600.00	000100	110.9
	3,030.00	017900	24.0		3,605.00	000100	54.8
	3,037.39	000100	63.8		3,605.01	000100	0.5
	3,045.00	000100	77.1		3,638.49	000100	29.8
	3,050.00	000100	397.6		3,650.00	000100	19.6
	3,054.00	000100	1.0		3,654.00	000100	42.4
	3,057.00	000100	21.1		3,675.00	000100	47.6
	3,058.34	000100	5.3		3,700.00	000100	47.9
	3,063.00	000100	5.6		3,700.00	003200	6.9
	3,069.95	000100	24.7		3,700.00	017900	106.8
	3,091.00	000100	4.4		3,713.15	000100	112.5
	3,100.00	000100	170.1		3,713.35	000100	28.7
	3,100.00	017400	3.2		3,728.00	017800	9.7
	3,105.30	000100	100.4		3,750.00	000100	24.4
	3,106.26	024500	185.4		3,750.00	024500	4.5
	3,121.20	000100	145.7		3,760.00	000100	7.6
	3,126.42	000100	16.7		3,787.00	000100	35.6
	3,150.00	000100	52.7		3,800.00	000100	51.9
	3,153.79	000100	52.6		3,800.00	017600	10.4
	3,154.00	000100	565.1		3,812.22	000100	158.4
	3,167.50	000100	3.7		3,816.46	000100	3.8
	3,200.00	000100	474.8		3,854.82	000100	89.0
	3,200.00	004255	69.0		3,855.97	000100	18.2
	3,200.00	017900	119.5		3,858.75	000100	2.1
	3,200.00	021000	11.7		3,861.88	000100	23.8
	3,200.00	021500	8.0		3,900.00	000100	32.7
	3,200.00	025100	32.8		3,937.50	000100	38.8
	3,213.00	000100	20.9		3,938.00	000100	5.8
	3,216.14	000100	23.3		3,957.75	000100	56.8
	3,218.00	000100	0.2		4,000.00	000100	233.5
	3,247.45	024500	44.6		4,000.00	003200	35.0
	3,248.00	000100	25.1		4,000.00	011300	4.5
	3,250.00	000100	102.8		4,000.00	013600	8.1
	3,255.00	000100	81.5		4,000.00	020800	8.7
	3,267.75	000100	108.8		4,000.00	021000	80.4
	3,267.75	014000	7.9		4,000.00	024800	5.0
	3,270.00	000100	47.5		4,000.00	025100	51.3
	3,299.00	000100	162.0		4,010.42	000100	493.4
	3,300.00	000100	92.4		4,011.76	000100	28.8
	3,300.00	014000	5.3		4,040.00	000100	15.3
	3,326.62	000100	12.8		4,040.00	017900	67.6
	3,350.00	000100	3.0		4,080.00	000100	14.6
	3,350.00	021200	6.0		4,100.00	000100	46.7
	3,361.22	000100	57.9		4,117.00	066122	6.6
	3,366.00	000100	159.4		4,120.00	000100	27.1
	3,375.73	000100	30.4		4,135.40	000100	9.4
	3,377.78	000100	175.5		4,150.00	000100	8.7
	3,388.64	000100	266.8		4,200.00	000100	62.6
	3,400.00	000100	179.9		4,200.00	021600	6.3
	3,400.00	017400	161.2		4,200.00	024300	2.3
	3,411.00	000100	22.2		4,200.00	024500	6.2
	3,430.15	000100	162.3		4,203.00	000100	11.8
	3,480.58	000100	53.4		4,250.00	022800	5.9
	3,489.00	000100	3.2		4,300.00	000100	5.0
	3,498.49	021500	20.1		4,305.00	000100	39.5
	3,500.00	000100	506.0		4,326.27	000100	16.5
	3,500.00	013600	25.6		4,347.42	000100	18.0
	3,500.00	016100	4.1		4,363.80	021000	2.1
	3,500.00	017400	24.9		4,435.74	000100	19.6
	3,500.00	017900	26.1		4,449.00	000100	1.5
	3,500.00	020800	4.6		4,449.20	000100	26.2
	3,500.00	022800	1.0		4,500.00	000100	505.6
	3,500.00	024500	1.3		4,500.00	002200	5.3
	3,500.89	000100	15.0		4,500.00	013800	4.2
	3,517.50	000100	226.6		4,500.00	014000	3.9
	3,524.12	000100	95.3		4,500.00	017600	21.8
	3,537.36	000100	135.4		4,500.00	020800	5.5
	3,546.67	000100	25.3		4,500.00	022800	2.2
	3,546.79	000100	15.0		4,500.00	024500	17.7
	3,550.00	000100	2.1		4,500.00	025100	58.4
	3,564.82	000100	93.2		4,568.71	000100	42.9
	3,570.00	000100	5.9		4,587.10	000100	43.8
					4,600.00	027600	10.8

**TABLE 8: BASE PRICE PAID TO GROWERS FOR GRAPES CRUSHED AND DELIVERED TO CALIFORNIA PROCESSORS FROM THE 2023 CROP WITH BRIX FACTORS AND PURCHASED TONNAGE, BY TYPE, VARIETY, REPORTING DISTRICT WHERE GROWN, AND WEIGHTED AVERAGE BASE PRICE**

District, Type, and Variety	Base Price	Brix	Tons	District, Type, and Variety	Base Price	Brix	Tons
	Per Ton	Factors			Per Ton	Factors	
	Dollars	Code <sup>1</sup>			Dollars	Code <sup>1</sup>	
<b>DISTRICT 3 (Cont'd)</b>							
Cabernet Sauvignon (Cont'd)	4,635.00	000100	21.4		13,000.00	000100	4.7
	4,657.95	000100	16.1		15,000.00	000100	3.8
	4,700.00	000100	23.0		16,275.00	000100	1.0
	4,738.40	000100	16.5		17,000.00	000100	3.0
	4,750.00	000100	1.0		18,000.00	000100	6.1
	4,900.00	000100	19.9		20,000.00	000100	4.8
	4,941.77	000100	79.1		21,834.50	000100	2.1
	4,955.79	002300	9.5	Wtd. Avg. Base & Total Tons	3,058.38		30,434.4
	5,000.00	000100	444.3	Carignane	500.00	000100	6.5
	5,000.00	011300	2.3		1,800.00	000100	5.2
	5,000.00	017400	5.2		1,900.00	000100	10.9
	5,000.00	028100	4.9		2,000.00	000100	0.9
	5,050.00	025100	47.0		2,150.00	000100	6.4
	5,100.00	025100	31.1		2,400.00	000100	2.1
	5,150.00	000100	26.8		2,400.00	017400	1.8
	5,250.00	021000	2.8		2,500.00	000100	8.1
	5,330.00	000100	12.7		2,600.00	000100	7.2
	5,447.00	000100	9.7		2,700.00	000100	22.1
	5,500.00	000100	70.4		2,800.00	000100	27.1
	5,500.00	003100	4.0		2,821.04	000100	2.8
	5,500.00	011300	2.5		2,822.93	000100	9.6
	5,500.00	017400	7.9		2,960.00	000100	2.5
	5,555.00	000100	6.3		3,000.00	000100	14.2
	5,700.00	025100	22.4		3,000.00	017200	10.4
	5,795.00	000100	3.1		3,000.00	017800	2.2
	5,834.95	000100	117.4		3,050.00	000100	16.9
	6,000.00	000100	18.8		3,200.00	000100	3.3
	6,000.00	011300	3.4		3,300.00	027100	9.0
	6,000.00	017400	4.7		3,350.00	000100	1.8
	6,000.00	017900	6.0		3,400.00	000100	7.2
	6,100.00	000100	470.4		3,500.00	000100	5.7
	6,180.00	000100	67.2		3,607.00	000100	1.5
	6,180.00	021200	5.1		3,800.00	000100	2.6
	6,200.00	000100	1.0		4,000.00	019700	1.0
	6,241.80	023400	19.0		4,100.00	017400	0.6
	6,365.40	000100	5.1		4,500.00	000100	0.4
	6,500.00	000100	52.2		4,650.00	000100	0.3
	6,500.00	025100	12.6		5,000.00	000100	6.5
	6,600.00	000100	5.8		10,753.00	017900	5.7
	6,650.00	000100	5.3	Wtd. Avg. Base & Total Tons	3,044.75		202.5
	6,700.00	000100	48.1	Carmenere	2,688.39	000100	5.3
	6,750.00	024800	1.8		3,000.00	000100	1.8
	6,800.00	000100	5.7	Wtd. Avg. Base & Total Tons	2,767.39		7.1
	6,875.00	000100	3.1	Cinsaut *	1,000.00	017400	0.2
	6,900.00	000100	18.4		2,075.74	000100	1.4
	6,935.00	021500	9.1		2,800.00	000100	1.1
	7,000.00	000100	27.9		3,500.00	000100	4.0
	7,000.00	013800	5.2	Wtd. Avg. Base & Total Tons	3,012.84		6.7
	7,100.00	014000	2.6	Counoise	1,000.00	017400	0.3
	7,147.00	000100	6.4		1,800.00	017200	0.8
	7,200.00	000100	4.3		2,800.00	000100	2.6
	7,300.00	025100	7.8	Wtd. Avg. Base & Total Tons	2,437.84		3.7
	7,350.00	000100	1.4	Dolcetto	2,300.00	000100	5.5
	7,469.00	000100	3.5		2,800.00	000100	3.6
	7,469.00	021500	4.4		2,832.00	000100	2.4
	7,500.00	000100	32.7		3,600.00	000100	2.3
	7,500.00	017400	3.1		4,000.00	000100	3.4
	7,570.12	000100	10.3	Wtd. Avg. Base & Total Tons	2,988.77		17.2
	7,575.00	000100	7.5	Freisa	4,000.00	000100	0.5
	8,000.00	000100	27.6	Wtd. Avg. Base & Total Tons	4,000.00		0.5
	8,000.00	025100	12.1	Gamay Noir Au Jus Blanc	759.40	000100	1.1
	8,500.00	000100	36.2		2,000.00	009300	3.0
	8,500.00	011300	2.6		3,000.00	000100	1.2
	8,500.00	025100	8.5		4,000.00	000100	2.1
	9,000.00	000100	11.3	Wtd. Avg. Base & Total Tons	2,545.32		7.4
	9,214.67	000100	49.6				
	9,500.00	000100	5.8				
	9,950.00	025100	14.7				
	10,000.00	000100	49.9				
	10,000.00	013600	2.9				
	10,000.00	025100	2.1				
	10,500.00	002600	16.0				
	12,488.00	000100	42.8				
	12,804.44	000100	52.5				



**TABLE 8: BASE PRICE PAID TO GROWERS FOR GRAPES CRUSHED AND DELIVERED TO CALIFORNIA PROCESSORS FROM THE 2023 CROP WITH BRIX FACTORS AND PURCHASED TONNAGE, BY TYPE, VARIETY, REPORTING DISTRICT WHERE GROWN, AND WEIGHTED AVERAGE BASE PRICE**

District, Type, and Variety	Base Price	Brix	Tons	District, Type, and Variety	Base Price	Brix	Tons
	Per Ton	Factors			Per Ton	Factors	
	Dollars	Code <sup>1</sup>			Dollars	Code <sup>1</sup>	
<b>DISTRICT 3 (Cont'd)</b>							
Graciano	500.00	001000	0.5		3,701.25	021000	1.0
	2,000.00	029125	1.6		3,750.00	000100	2.4
Wtd. Avg. Base & Total Tons	1,642.86		2.1		3,750.00	017200	1.8
					3,767.04	000100	8.5
Grenache *	500.00	013200	2.6		3,800.00	000100	4.0
	500.00	027600	8.0		3,800.00	024800	6.1
	750.00	000100	1.5		3,900.00	000100	10.1
	800.00	000100	1.9		4,000.00	000100	7.5
	1,000.00	017600	2.9		4,000.00	009900	2.6
	1,500.00	000100	1.8		4,000.00	013100	1.9
	1,500.00	009100	0.8		4,000.00	017600	2.5
	1,700.00	013800	8.0		4,000.00	020800	1.9
	1,750.00	000100	6.7		4,000.00	021800	2.0
	1,900.00	000100	22.9		4,000.00	026800	2.6
	1,950.00	013400	1.9		4,080.00	021200	3.9
	2,000.00	000100	3.9		4,100.00	000100	12.8
	2,000.00	010700	2.6		4,105.95	025100	14.0
	2,000.00	027800	2.0		4,150.00	000100	4.1
	2,069.06	000100	4.9		4,200.00	000100	3.7
	2,100.00	000100	63.0		4,200.00	020800	2.3
	2,173.17	000100	4.8		4,300.00	013100	0.7
	2,200.00	000100	62.0		4,346.00	000100	8.7
	2,200.00	012200	10.5		4,400.00	000100	1.4
	2,200.00	013600	0.5		4,500.00	000100	13.5
	2,200.00	019700	3.9		4,500.00	002600	1.0
	2,288.88	000100	35.8		4,500.00	013800	7.7
	2,300.00	021200	2.6		4,500.00	024800	4.1
	2,312.00	000100	4.6		4,500.00	043690	2.8
	2,400.00	000100	7.1		4,505.00	000100	6.2
	2,424.00	000100	5.5		4,505.00	021500	9.5
	2,500.00	000100	19.5		4,600.00	000100	18.8
	2,500.00	010900	1.7		4,800.00	000100	2.0
	2,500.00	021000	13.9		5,000.00	000100	7.7
	2,500.00	024500	2.2		5,000.00	043690	1.7
	2,500.00	025100	5.3		5,300.00	000100	16.3
	2,700.00	000100	36.4		5,300.00	011650	5.6
	2,750.00	000100	12.6		5,300.00	014100	3.4
	2,750.00	020800	4.3		5,300.00	043690	6.7
	2,800.00	000100	3.0		5,381.48	000100	2.5
	2,825.00	000100	13.7		5,500.00	000100	22.5
	3,000.00	000100	24.8		5,500.00	013800	9.1
	3,000.00	017200	3.4		5,919.63	000100	5.6
	3,000.00	021200	1.8		6,160.00	000100	1.0
	3,000.00	043690	0.5		6,665.02	000100	9.7
	3,062.00	000100	6.0	Wtd. Avg. Base & Total Tons	18,000.00	000100	1.0
	3,062.00	024300	0.6		3,234.50		1,013.7
	3,076.00	000100	9.6	Grignolino	4,000.00	000100	2.9
	3,078.00	000100	6.0	Wtd. Avg. Base & Total Tons	4,000.00		2.9
	3,078.49	000100	13.9				
	3,083.24	000100	25.1	Malbec	500.00	000100	0.4
	3,083.72	000100	6.6		900.00	000100	0.5
	3,083.72	011500	8.5		1,000.00	000100	11.3
	3,100.00	000100	4.1		1,000.00	024500	1.4
	3,100.00	023100	12.0		1,500.00	000100	1.3
	3,100.00	043690	2.8		1,615.44	000100	2.6
	3,167.00	000100	44.2		1,731.00	000100	1.8
	3,182.70	000100	33.1		1,800.00	024800	0.7
	3,200.00	000100	22.8		2,000.00	020800	2.3
	3,200.00	017400	3.3		2,266.00	000100	11.1
	3,200.00	021000	2.9		2,400.00	000100	3.1
	3,228.89	000100	3.1		2,500.00	000100	129.2
	3,250.00	000100	20.9		2,558.60	000100	1.3
	3,300.00	000100	16.3		2,560.00	000100	12.9
	3,300.00	017200	7.1		2,600.00	000100	3.7
	3,336.62	000100	6.0		2,650.00	000100	8.7
	3,500.00	000100	56.1		2,700.00	000100	1.2
	3,500.00	013600	1.0		2,800.00	000100	35.6
	3,500.00	017400	1.3		2,850.00	000100	7.2
	3,500.00	020800	1.4		2,900.00	000100	17.8
	3,500.00	021000	2.6		2,954.00	000100	1.5
	3,500.00	023400	1.1		3,000.00	000100	56.7
	3,581.90	021000	2.1		3,000.00	028100	1.1
	3,600.00	000100	8.6		3,052.61	000100	4.6
	3,650.00	000100	3.9		3,053.00	000100	2.3

**TABLE 8: BASE PRICE PAID TO GROWERS FOR GRAPES CRUSHED AND DELIVERED TO CALIFORNIA PROCESSORS FROM THE 2023 CROP WITH BRIX FACTORS AND PURCHASED TONNAGE, BY TYPE, VARIETY, REPORTING DISTRICT WHERE GROWN, AND WEIGHTED AVERAGE BASE PRICE**

District, Type, and Variety	Base Price	Brix	Tons	District, Type, and Variety	Base Price	Brix	Tons
	Per Ton	Factors			Per Ton	Factors	
	Dollars	Code <sup>1</sup>			Dollars	Code <sup>1</sup>	
<b>DISTRICT 3 (Cont'd)</b>							
Malbec (Cont'd)	3,053.00	021200	2.0		1,900.00	000100	269.1
	3,100.00	000100	3.2		1,900.00	017000	2.2
	3,150.00	000100	21.1		1,900.00	024800	86.5
	3,182.70	000100	20.1		1,929.20	000100	13.9
	3,187.00	000100	5.0		1,942.88	000100	2.5
	3,200.00	000100	40.2		1,950.00	000100	40.7
	3,218.00	000100	2.2		1,950.00	024800	71.1
	3,218.66	000100	4.7		1,974.30	000100	32.5
	3,230.00	017200	0.3		2,000.00	000100	610.7
	3,230.89	000100	180.4		2,000.00	017400	3.5
	3,233.50	017200	4.2		2,000.00	020700	0.5
	3,234.00	024800	1.9		2,000.00	021200	2.0
	3,250.00	000100	5.6		2,000.00	024500	1.0
	3,343.00	000100	3.5		2,000.00	024800	235.2
	3,379.59	000100	4.1		2,030.74	058669	29.0
	3,394.88	000100	26.7		2,030.74	066325	24.0
	3,395.00	000100	4.2		2,032.14	013600	0.9
	3,399.00	000100	2.1		2,039.41	000100	89.1
	3,400.00	000100	16.0		2,045.46	024800	119.2
	3,450.00	013800	10.0		2,050.00	000100	143.8
	3,470.71	000100	16.1		2,050.00	024800	241.6
	3,500.00	000100	20.7		2,055.94	000100	58.6
	3,500.00	024800	3.2		2,091.00	000100	189.4
	3,558.00	000100	22.0		2,091.00	024800	2.3
	3,600.00	000100	37.2		2,091.19	000100	35.9
	3,600.00	019100	1.7		2,100.00	000100	190.6
	3,800.00	000100	1.9		2,100.00	013800	8.5
	3,877.07	000100	2.5		2,100.00	024500	34.8
	3,950.00	000100	0.7		2,100.00	024800	313.7
	4,000.00	000100	23.1		2,113.15	000100	219.4
	4,000.00	024680	9.3		2,131.72	000100	22.0
	4,023.00	000100	13.4		2,163.00	000100	51.6
	4,038.61	000100	6.8		2,164.31	021000	67.5
	4,200.00	000100	23.1		2,175.00	000100	7.0
	4,326.00	000100	3.1		2,188.00	000100	46.3
	4,423.88	000100	15.4		2,200.00	000100	314.4
	4,500.00	000100	15.5		2,200.00	013800	18.2
	4,500.00	025100	17.9		2,200.00	021000	16.0
	4,568.71	000100	9.3		2,200.00	024800	205.5
	4,846.34	000100	5.1		2,205.00	000100	9.0
	5,000.00	000100	11.8		2,250.00	000100	59.9
	5,782.00	000100	18.6		2,263.94	000100	58.3
	6,700.00	000100	15.4		2,300.00	000100	111.1
	7,000.00	000100	4.0		2,300.00	013800	9.6
	8,292.51	000100	1.2		2,300.00	017400	3.0
	9,214.67	000100	1.2		2,300.00	019100	1.5
	9,600.00	025100	1.0		2,300.00	024800	75.9
	10,000.00	000100	1.5		2,300.00	025100	24.0
Wtd. Avg. Base & Total Tons	3,382.38		980.5		2,359.56	000100	31.7
Merlot	400.00	025100	1.2		2,400.00	000100	162.8
	900.00	000100	2.9		2,451.75	000100	18.2
	1,000.00	000100	43.3		2,500.00	000100	153.6
	1,200.00	000100	184.6		2,500.00	004210	2.1
	1,400.00	000100	68.0		2,500.00	019700	0.7
	1,500.00	000100	110.4		2,500.00	021000	6.6
	1,650.00	025100	7.4		2,500.00	024800	55.2
	1,660.00	020800	0.6		2,500.00	025100	5.3
	1,691.41	000100	16.6		2,500.00	028100	4.3
	1,698.95	000100	28.4		2,535.78	000100	14.9
	1,700.00	024800	36.1		2,550.00	000100	2.1
	1,750.00	000100	10.5		2,550.00	024680	5.7
	1,764.00	000100	112.1		2,575.00	000100	3.1
	1,775.00	000100	43.9		2,600.00	003100	31.7
	1,775.00	064800	66.5		2,600.00	020800	4.1
	1,800.00	000100	66.7		2,625.00	000100	7.1
	1,800.00	014000	1.0		2,645.00	000100	6.7
	1,800.00	024500	0.5		2,650.00	000100	17.5
	1,800.00	024800	255.6		2,675.00	000100	149.8
	1,803.53	000100	10.4		2,675.00	025100	131.5
	1,803.53	025100	203.2		2,700.00	000100	12.7
	1,850.00	024800	41.2		2,700.00	020800	13.2
	1,860.17	000100	19.7		2,706.00	000100	20.3
	1,890.00	000100	5.3		2,750.00	013600	2.0
					2,752.31	000100	30.5
					2,760.00	000100	6.6

**TABLE 8: BASE PRICE PAID TO GROWERS FOR GRAPES CRUSHED AND DELIVERED TO CALIFORNIA PROCESSORS  
FROM THE 2023 CROP WITH BRIX FACTORS AND PURCHASED TONNAGE, BY TYPE, VARIETY, REPORTING DISTRICT  
WHERE GROWN, AND WEIGHTED AVERAGE BASE PRICE**

District, Type, and Variety	Base Price	Brix	Tons	District, Type, and Variety	Base Price	Brix	Tons
	Per Ton	Factors			Per Ton	Factors	
	Dollars	Code <sup>1</sup>			Dollars	Code <sup>1</sup>	
<b>DISTRICT 3 (Cont'd)</b>							
Merlot (Cont'd)	2,769.00	000100	10.8	Mourvedre *	1,000.00	017600	1.3
	2,800.00	000100	2.2		1,400.00	000100	0.4
	2,800.00	024800	14.8		2,265.83	000100	2.0
	2,811.39	000100	29.2		2,288.88	000100	7.7
	2,849.57	000100	3.3		2,400.00	000100	0.2
	2,870.29	000100	19.3		2,500.00	000100	8.5
	2,900.00	000100	2.8		2,750.00	000100	6.9
	2,900.00	021000	10.7		2,800.00	000100	1.9
	2,900.00	024300	0.5		3,000.00	000100	3.0
	2,964.02	000100	37.7		3,100.00	043690	0.4
	2,968.28	000100	2.9		3,200.00	000100	1.7
	3,000.00	000100	39.8		3,300.00	000100	4.7
	3,000.00	003200	10.3		3,323.88	000100	0.9
	3,000.00	013600	2.2		3,402.00	000100	5.2
	3,000.00	021000	0.6		3,478.31	000100	11.1
	3,000.00	021500	4.0		3,478.31	025300	2.5
	3,000.00	028100	0.7		3,500.00	000100	13.7
	3,088.07	000100	4.4		3,575.10	021000	1.0
	3,100.00	000100	4.3		3,600.00	000100	4.8
	3,100.00	011300	2.2		3,655.00	000100	10.3
	3,100.00	017400	3.8		3,700.00	000100	9.0
	3,169.73	000100	11.4		3,750.00	000100	3.6
	3,175.74	000100	16.1		3,750.00	024500	1.0
	3,200.00	000100	9.2		4,000.00	000100	2.1
	3,232.00	000100	7.8		4,000.00	013100	1.9
	3,353.00	000100	6.6		4,000.00	020800	1.0
	3,500.00	000100	24.4		4,100.00	000100	3.8
	3,500.00	003200	18.1		4,500.00	000100	6.0
	3,500.00	021000	2.1		4,500.00	013800	1.7
	3,564.82	000100	68.5		4,505.00	000100	1.7
	3,600.00	000100	2.4		4,800.00	000100	2.1
	3,605.00	000100	18.1		5,000.00	000100	13.9
	3,654.00	000100	5.1		5,298.33	000100	0.9
	3,750.00	000100	1.2		5,300.00	000100	4.2
	3,800.00	000100	3.3		5,300.00	011650	0.9
	4,000.00	000100	12.9		5,300.00	043690	2.3
	4,000.00	011300	0.6		7,978.81	000100	6.0
	4,100.00	000100	2.1	Wtd. Avg. Base & Total Tons	3,829.34		150.3
	4,200.00	000100	8.1	Muscat Hamburg *	2,690.90	000100	7.2
	4,250.00	000100	1.1	Wtd. Avg. Base & Total Tons	2,690.90		7.2
	4,300.00	000100	1.0	Nebbiolo	2,000.00	024500	1.3
	4,500.00	000100	1.7		2,200.00	000100	3.5
	4,531.50	000100	7.3		2,529.00	000100	11.3
	5,000.00	000100	26.2		2,645.10	000100	6.3
	5,500.00	002200	4.2		2,875.00	000100	1.6
	5,582.00	000100	26.6		4,000.00	000100	2.7
	6,150.00	025100	1.0		5,200.00	011600	2.9
	6,500.00	000100	1.8		6,000.00	000100	4.5
	9,214.67	000100	19.8	Wtd. Avg. Base & Total Tons	3,314.42		34.1
	10,000.00	000100	7.2	Negroamaro	3,653.79	000100	2.7
	13,130.51	000100	6.9	Wtd. Avg. Base & Total Tons	3,653.79		2.7
Wtd. Avg. Base & Total Tons	21,834.50	000100	2.4	Nero D'Avola *	2,000.00	027800	0.2
	2,205.73		6,940.8		2,844.00	000100	2.3
Meunier *	2,150.00	000100	10.1		2,900.00	019200	1.2
	2,200.00	000100	22.4	Wtd. Avg. Base & Total Tons	2,816.54		3.7
	2,250.00	000100	5.8	Petit Verdot	900.00	000100	0.5
	2,400.00	008390	19.0		1,731.00	000100	1.4
	2,526.80	000100	39.6		1,750.00	013800	4.8
	3,000.00	000100	13.1		1,908.23	000100	0.9
	3,200.00	000100	3.3		2,000.00	000100	5.5
	3,500.00	017000	4.0		2,000.00	021000	3.0
	5,513.00	008303	7.3		2,000.00	027800	1.3
	5,600.00	011100	1.3	Wtd. Avg. Base & Total Tons	2,290.56	000100	4.0
	6,000.00	000100	2.1		2,300.00	000100	1.1
	6,064.00	000100	0.9		2,478.00	000100	1.9
Wtd. Avg. Base & Total Tons	2,786.26		128.9		2,500.00	000100	41.3
Montepulciano	1,000.00	000100	6.0		2,500.00	024500	15.0
	2,200.00	021200	9.0		2,600.00	024800	14.6
	2,612.50	000100	7.9		2,867.08	000100	12.1
	3,500.00	000100	0.9	Wtd. Avg. Base & Total Tons	3,000.00	000100	14.4
	5,000.00	000100	7.9				
Wtd. Avg. Base & Total Tons	2,810.37		31.7				

**TABLE 8: BASE PRICE PAID TO GROWERS FOR GRAPES CRUSHED AND DELIVERED TO CALIFORNIA PROCESSORS  
FROM THE 2023 CROP WITH BRIX FACTORS AND PURCHASED TONNAGE, BY TYPE, VARIETY, REPORTING DISTRICT  
WHERE GROWN, AND WEIGHTED AVERAGE BASE PRICE**

District, Type, and Variety	Base Price	Brix	Tons	District, Type, and Variety	Base Price	Brix	Tons
	Per Ton	Factors			Per Ton	Factors	
	Dollars	Code <sup>1</sup>			Dollars	Code <sup>1</sup>	
<b>DISTRICT 3 (Cont'd)</b>					2,500.00	000100	10.9
Petit Verdot (Cont'd)	3,000.00	017400	6.0		2,500.00	017400	0.5
	3,000.00	028100	0.8		2,500.00	024800	26.7
	3,060.00	000100	1.8		2,500.00	025100	2.5
	3,100.00	017400	2.5		2,533.94	000100	18.3
	3,200.00	000100	41.9		2,550.00	000100	6.9
	3,250.00	000100	5.0		2,600.00	000100	10.6
	3,250.00	017800	3.0		2,700.00	000100	60.4
	3,255.00	000100	5.5		2,700.00	011400	0.5
	3,300.00	000100	9.0		2,717.54	000100	36.5
	3,394.88	000100	20.4		2,750.00	000100	9.0
	3,399.00	000100	5.8		2,750.00	021000	42.1
	3,400.00	000100	1.3		2,752.24	000100	0.3
	3,400.00	024500	1.0		2,752.25	000100	1.6
	3,412.50	000100	5.8		2,752.26	000100	0.6
	3,500.00	000100	7.3		2,800.00	000100	28.9
	3,500.00	017200	0.5		2,900.00	000100	13.4
	3,582.92	000100	1.5		2,960.00	000100	3.2
	3,600.00	000100	20.3		3,000.00	000100	45.4
	3,600.00	019100	1.7		3,000.00	002600	4.5
	3,600.00	024500	1.6		3,000.00	024500	1.1
	3,700.00	000100	18.8		3,050.00	000100	11.6
	3,771.49	021000	1.5		3,050.32	000100	2.5
	3,794.14	026000	6.2		3,057.23	000100	9.0
	3,800.00	000100	6.9		3,089.76	000100	7.5
	3,816.46	000100	69.8		3,100.00	000100	39.3
	3,889.00	000100	0.6		3,182.70	000100	46.3
	4,000.00	000100	5.3		3,193.00	000100	8.6
	4,050.00	000100	11.0		3,197.67	000100	6.2
	4,100.00	000100	4.8		3,199.00	000100	3.0
	4,120.00	000100	4.8		3,199.00	024300	1.7
	4,191.00	000100	11.3		3,200.00	000100	32.4
	4,200.00	000100	5.5		3,208.74	000100	13.3
	4,223.00	021200	2.5		3,210.86	000100	3.3
	4,500.00	000100	21.6		3,210.86	021000	0.5
	4,500.00	013800	1.5		3,229.00	024300	5.7
	4,500.00	014000	0.6		3,229.77	000100	82.9
	4,500.00	022800	1.0		3,229.77	009520	2.1
	4,502.85	000100	3.1		3,229.77	020800	8.6
	4,510.00	000100	1.3		3,230.00	000100	8.7
	4,581.12	000100	29.7		3,230.00	024800	37.3
	4,714.00	000100	1.5		3,236.96	000100	6.0
	4,770.58	000100	6.3		3,237.00	024500	3.2
	4,944.00	000100	24.2		3,247.87	000100	3.7
	5,000.00	000100	2.6		3,250.00	000100	69.3
	5,091.51	000100	4.7		3,300.00	000100	58.6
	5,241.76	000100	2.7		3,300.00	027100	35.0
	5,253.00	000100	0.8		3,309.36	024500	2.1
	5,724.69	000100	3.4		3,369.18	000100	5.5
	5,900.00	000100	0.9		3,399.00	000100	7.1
	6,000.00	000100	0.8		3,500.00	000100	42.7
	6,700.00	000100	2.1		3,500.00	017400	9.9
	8,300.00	000100	9.5		3,500.00	017800	5.1
	9,600.00	025100	1.1		3,500.00	021200	2.1
	11,049.67	000100	3.3		3,502.00	000100	20.5
	20,000.00	000100	0.9		3,520.00	000100	11.2
	21,834.50	000100	0.8		3,529.61	000100	7.6
	22,993.00	000100	2.3		3,560.66	000100	21.9
Wtd. Avg. Base & Total Tons	3,883.77		540.2		3,561.00	000100	32.7
					3,600.00	000100	1.6
Petite Sirah	1,000.00	000100	1.2		3,600.00	013800	5.5
	1,200.00	000100	15.6		3,694.01	000100	11.3
	1,343.28	000100	6.7		3,700.00	000100	16.5
	1,400.00	000100	1.9		3,714.24	000100	0.6
	1,500.00	000100	5.1		3,800.00	000100	26.2
	1,750.00	013800	6.5		3,800.00	024500	1.9
	1,800.00	000100	3.0		3,850.00	000100	4.1
	1,900.00	000100	3.9		3,875.72	000100	9.8
	2,000.00	000100	2.0		3,900.00	025300	1.0
	2,000.00	027800	0.8		4,000.00	000100	35.5
	2,150.00	000100	4.5		4,200.00	000100	7.6
	2,200.00	000100	1.5		4,250.00	000100	2.2
	2,200.00	014000	6.5		4,346.00	000100	3.3
	2,200.00	025100	22.7		4,346.00	043690	0.8
	2,400.00	020800	3.7		4,369.05	000100	19.8

**TABLE 8: BASE PRICE PAID TO GROWERS FOR GRAPES CRUSHED AND DELIVERED TO CALIFORNIA PROCESSORS FROM THE 2023 CROP WITH BRIX FACTORS AND PURCHASED TONNAGE, BY TYPE, VARIETY, REPORTING DISTRICT WHERE GROWN, AND WEIGHTED AVERAGE BASE PRICE**

District, Type, and Variety	Base Price	Brix	Tons	District, Type, and Variety	Base Price	Brix	Tons
	Per Ton	Factors			Per Ton	Factors	
	Dollars	Code <sup>1</sup>			Dollars	Code <sup>1</sup>	
<b>DISTRICT 3 (Cont'd)</b>							
Petite Sirah (Cont'd)	4,400.00	000100	7.1		2,900.00	013800	13.0
	4,500.00	000100	12.6		2,900.00	020800	3.8
	4,500.00	017600	2.0		2,950.00	021950	1.0
	4,600.00	000100	4.4		2,975.00	000100	318.2
	4,650.00	000100	2.2		2,975.00	064800	46.4
	5,000.00	000100	8.3		2,984.88	000100	77.1
	5,033.54	000100	3.0		3,000.00	000100	772.6
	5,137.38	023000	0.5		3,000.00	008400	7.5
	5,216.73	000100	24.1		3,000.00	013600	6.8
	5,400.00	000100	16.5		3,000.00	017000	3.7
	5,500.00	021000	1.0		3,000.00	017200	2.6
	5,900.00	000100	9.8		3,000.00	022900	38.4
	6,000.00	000100	0.4		3,000.00	024500	4.2
	6,160.00	000100	0.4		3,045.00	000100	96.9
	8,000.00	000100	4.0		3,050.00	000100	132.9
Wtd. Avg. Base & Total Tons	3,272.06		1,328.2		3,060.00	000100	3.1
					3,087.00	000100	101.7
					3,088.95	000100	8.2
Pinot Noir *	250.00	011100	0.4		3,090.00	000100	167.0
	300.00	000100	118.6		3,100.00	000100	177.4
	500.00	000100	586.6		3,100.00	013600	8.1
	500.00	011100	0.3		3,100.00	013800	7.3
	500.00	017200	205.9		3,100.00	017000	1.8
	500.00	017400	0.2		3,100.00	021000	92.9
	600.00	000100	109.8		3,150.00	000100	148.4
	700.00	000100	29.8		3,200.00	000100	915.8
	800.00	017800	6.1		3,200.00	017200	91.7
	815.00	021000	1.0		3,200.00	019700	4.7
	1,000.00	000100	7.4		3,200.00	020800	8.9
	1,200.00	017400	4.5		3,200.00	021000	81.6
	1,400.00	000100	31.4		3,200.00	024500	284.7
	1,500.00	000100	365.9		3,208.83	000100	10.2
	1,600.00	000100	2.1		3,209.68	000100	46.4
	1,753.67	017900	20.4		3,250.00	000100	189.2
	1,800.00	000100	287.5		3,250.00	017400	9.8
	2,000.00	000100	692.5		3,250.00	019700	3.0
	2,000.00	017200	21.5		3,275.00	000100	338.8
	2,000.00	019700	1.0		3,300.00	000100	488.9
	2,048.03	024500	25.3		3,300.00	020800	3.5
	2,169.78	000100	40.9		3,300.00	021000	3.4
	2,200.00	000100	240.2		3,300.70	000100	7.3
	2,222.00	000100	1.7		3,308.00	000100	2,055.1
	2,250.00	000100	18.5		3,309.59	000100	12.9
	2,350.00	000100	158.1		3,325.02	000100	157.8
	2,375.00	000100	174.7		3,336.41	021000	367.7
	2,375.00	064800	21.9		3,355.00	017200	19.2
	2,375.94	000100	10.0		3,360.00	000100	48.4
	2,400.00	000100	647.9		3,366.63	000100	43.8
	2,400.00	021000	190.0		3,393.15	000100	15.3
	2,500.00	000100	116.7		3,399.00	017900	70.3
	2,500.00	017200	4.2		3,400.00	000100	290.6
	2,500.00	017400	2.0		3,400.00	017400	15.1
	2,500.00	021000	283.0		3,410.51	000100	111.1
	2,580.00	013400	7.7		3,450.00	000100	25.8
	2,600.00	000100	105.1		3,492.00	000100	7.8
	2,600.00	017400	4.3		3,495.00	000100	1.4
	2,600.00	021000	58.1		3,500.00	000100	1,236.4
	2,650.00	000100	238.6		3,500.00	009300	5.1
	2,650.00	021000	3.1		3,500.00	011100	8.3
	2,690.83	000100	509.3		3,500.00	011500	1.8
	2,700.00	000100	542.0		3,500.00	017200	7.2
	2,700.00	013600	2.1		3,500.00	017400	3.3
	2,700.00	017200	1.3		3,500.00	017900	99.4
	2,700.00	019000	3.2		3,500.00	021000	58.6
	2,700.00	021000	255.5		3,500.00	024500	31.5
	2,750.00	000100	121.1		3,509.75	000100	67.5
	2,800.00	000100	588.4		3,518.00	000100	132.0
	2,800.00	011100	4.0		3,519.00	000100	369.2
	2,800.00	022800	55.3		3,528.00	000100	12.2
	2,802.99	020900	6.4		3,529.80	000100	8.1
	2,875.00	000100	97.2		3,529.81	000100	8.2
	2,875.00	064800	123.2		3,543.75	017900	2.4
	2,878.28	000100	167.1		3,550.00	000100	49.6
	2,897.95	000100	48.4		3,550.00	020800	2.6
	2,900.00	000100	361.7		3,550.00	021000	10.2

**TABLE 8: BASE PRICE PAID TO GROWERS FOR GRAPES CRUSHED AND DELIVERED TO CALIFORNIA PROCESSORS FROM THE 2023 CROP WITH BRIX FACTORS AND PURCHASED TONNAGE, BY TYPE, VARIETY, REPORTING DISTRICT WHERE GROWN, AND WEIGHTED AVERAGE BASE PRICE**

District, Type, and Variety	Base Price	Brix	Tons	District, Type, and Variety	Base Price	Brix	Tons
	Per Ton	Factors			Per Ton	Factors	
	Dollars	Code <sup>1</sup>			Dollars	Code <sup>1</sup>	
<b>DISTRICT 3 (Cont'd)</b>							
Pinot Noir * (Cont'd)	3,572.05	000100	21.2		4,000.00	013800	9.4
	3,600.00	000100	167.2		4,000.00	017200	32.3
	3,600.00	013400	6.0		4,000.00	017400	3.5
	3,600.00	013600	10.0		4,000.00	017900	5.4
	3,600.00	017900	1.7		4,000.00	020800	0.4
	3,600.00	022800	34.0		4,000.00	021000	32.9
	3,605.00	000100	77.2		4,000.00	024500	188.9
	3,607.06	000100	14.4		4,000.00	024800	3.4
	3,611.32	000100	86.0		4,036.42	000100	169.4
	3,622.43	000100	49.5		4,050.00	000100	5.2
	3,626.00	000100	5.1		4,063.90	000100	14.2
	3,650.00	000100	6.5		4,063.92	000100	71.9
	3,650.00	009000	13.0		4,079.43	000100	2.3
	3,650.00	013400	3.9		4,080.00	000100	6.2
	3,650.00	024500	33.2		4,100.00	000100	50.5
	3,660.11	021000	116.6		4,100.00	017200	2.7
	3,670.00	017400	16.8		4,100.00	020800	3.3
	3,675.00	000100	23.2		4,102.13	000100	75.8
	3,678.81	000100	17.9		4,105.00	000100	196.5
	3,685.76	000100	12.1		4,105.30	000100	42.5
	3,692.46	000100	33.5		4,110.83	000100	11.9
	3,694.26	000100	6.6		4,116.29	000100	230.6
	3,694.47	000100	182.5		4,120.00	017900	114.5
	3,694.54	000100	72.4		4,150.00	000100	22.0
	3,700.00	000100	530.0		4,150.00	017200	7.5
	3,700.00	017900	41.1		4,157.98	000100	18.1
	3,700.00	021000	12.5		4,160.00	000100	4.5
	3,700.00	022800	31.0		4,160.00	017200	7.6
	3,708.63	000100	564.2		4,166.00	007550	3.0
	3,708.74	000100	16.9		4,167.00	017400	6.0
	3,709.00	021000	46.2		4,168.00	000100	13.8
	3,725.00	000100	7.4		4,178.56	000100	5.2
	3,732.00	000100	21.3		4,189.50	000100	35.4
	3,732.00	019700	7.4		4,200.00	000100	227.8
	3,732.09	000100	76.6		4,200.00	014000	2.4
	3,733.36	021000	1.9		4,200.00	017200	18.2
	3,748.50	000100	16.6		4,200.00	021000	2.3
	3,749.00	000100	16.9		4,200.00	024500	6.5
	3,750.00	000100	241.2		4,216.32	000100	54.7
	3,761.34	024500	78.4		4,230.51	025100	27.1
	3,768.88	000100	30.5		4,245.58	000100	11.9
	3,800.00	000100	952.1		4,250.00	000100	62.1
	3,800.00	013400	2.9		4,250.00	021000	26.5
	3,800.00	017200	28.5		4,250.00	024500	12.8
	3,800.00	017800	7.0		4,257.00	007550	5.0
	3,800.00	019700	0.8		4,288.00	015700	8.4
	3,800.00	020600	1.8		4,300.00	000100	87.5
	3,800.00	020800	3.0		4,300.00	017200	15.0
	3,800.00	021200	10.1		4,305.00	000100	10.0
	3,800.00	024500	206.2		4,313.20	013600	16.1
	3,800.00	025100	3.8		4,316.47	000100	100.1
	3,806.57	000100	21.4		4,318.02	000100	28.7
	3,838.00	000100	12.3		4,326.00	000100	14.8
	3,846.40	000100	46.3		4,342.76	000100	150.7
	3,850.00	000100	483.1		4,350.00	000100	6.2
	3,850.00	013600	2.1		4,398.98	000100	301.9
	3,857.41	000100	40.5		4,400.00	000100	75.9
	3,858.75	000100	127.3		4,400.00	022700	35.2
	3,860.00	013400	16.2		4,444.00	000100	6.0
	3,862.50	000100	46.3		4,450.00	000100	14.9
	3,864.25	000100	56.4		4,456.00	017200	35.7
	3,881.90	000100	54.0		4,475.00	000100	4.0
	3,900.00	000100	601.4		4,500.00	000100	825.9
	3,900.00	024500	60.3		4,500.00	013600	9.9
	3,900.11	000100	15.9		4,500.00	017200	33.0
	3,918.69	000100	20.9		4,500.00	017600	2.7
	3,932.91	000100	16.7		4,500.00	017800	12.0
	3,937.00	017400	8.4		4,500.00	017900	68.2
	3,946.17	000100	13.8		4,500.00	021000	26.9
	3,950.00	000100	48.3		4,500.00	024500	58.6
	3,961.94	000100	174.0		4,514.54	000100	3.6
	4,000.00	000100	578.3		4,545.00	017900	21.8
	4,000.00	009300	2.0		4,597.73	000100	4.1
	4,000.00	011100	8.5		4,600.00	000100	29.3
					4,600.00	017200	2.9

**TABLE 8: BASE PRICE PAID TO GROWERS FOR GRAPES CRUSHED AND DELIVERED TO CALIFORNIA PROCESSORS  
FROM THE 2023 CROP WITH BRIX FACTORS AND PURCHASED TONNAGE, BY TYPE, VARIETY, REPORTING DISTRICT  
WHERE GROWN, AND WEIGHTED AVERAGE BASE PRICE**

District, Type, and Variety	Base Price	Brix	Tons	District, Type, and Variety	Base Price	Brix	Tons
	Per Ton	Factors			Per Ton	Factors	
	Dollars	Code <sup>1</sup>			Dollars	Code <sup>1</sup>	
<b>DISTRICT 3 (Cont'd)</b>					5,500.00	020800	8.7
Pinot Noir * (Cont'd)	4,600.00	017800	38.2		5,500.00	020900	4.6
	4,600.00	020800	28.7		5,500.00	021000	8.9
	4,616.72	000100	66.5		5,500.00	021200	10.2
	4,650.00	024500	6.3		5,500.00	024500	9.1
	4,700.00	000100	34.6		5,512.50	000100	13.1
	4,700.00	013600	8.2		5,591.00	000100	7.8
	4,700.00	017200	7.1		5,600.00	000100	29.9
	4,700.00	017400	2.7		5,650.00	000100	10.7
	4,700.00	022800	20.7		5,660.38	000100	5.3
	4,700.00	024500	12.4		5,695.00	008303	4.2
	4,719.12	000100	64.2		5,700.00	000100	33.2
	4,725.00	000100	11.3		5,700.00	017800	28.9
	4,725.00	017900	26.5		5,707.85	000100	5.3
	4,743.79	000100	12.1		5,750.00	000100	68.9
	4,750.00	000100	46.3		5,750.00	017200	47.8
	4,750.00	017200	4.3		5,755.00	000100	9.5
	4,760.38	000100	4.3		5,787.00	000100	2.8
	4,774.05	000100	9.8		5,800.00	000100	24.6
	4,800.00	000100	64.1		5,800.00	011100	1.6
	4,800.00	024500	13.8		5,800.00	013400	1.3
	4,900.00	000100	45.1		5,800.00	014100	4.1
	4,900.00	014000	3.3		5,800.00	017900	52.4
	4,912.00	021000	17.4		5,800.00	021200	1.7
	4,944.00	000100	5.0		5,800.00	024300	9.5
	4,950.00	000100	9.2		5,800.00	024500	1.8
	4,999.72	000100	8.9		5,823.00	000100	2.0
	5,000.00	000100	479.1		5,850.00	000100	6.0
	5,000.00	009300	7.8		5,850.00	014000	6.6
	5,000.00	011600	2.3		5,856.00	000100	7.9
	5,000.00	017000	3.0		5,900.00	000100	11.4
	5,000.00	017200	10.2		5,911.15	000100	74.9
	5,000.00	017400	18.9		5,945.42	000100	29.1
	5,000.00	017900	59.2		5,986.00	000100	19.9
	5,000.00	018900	17.3		6,000.00	000100	480.1
	5,000.00	019700	20.2		6,000.00	013400	1.4
	5,000.00	020800	58.8		6,000.00	013600	1.9
	5,000.00	021000	23.9		6,000.00	015500	61.2
	5,000.00	021200	6.1		6,000.00	017200	30.7
	5,000.00	022600	6.8		6,000.00	017400	27.9
	5,000.00	024500	2.8		6,000.00	017800	10.5
	5,076.00	000100	1.1		6,000.00	019700	9.6
	5,100.00	000100	3.4		6,000.00	021200	23.1
	5,100.00	017200	8.3		6,000.00	022900	5.6
	5,100.00	017800	7.2		6,002.31	000100	3.9
	5,118.16	000100	6.0		6,014.00	000100	10.3
	5,125.00	000100	4.8		6,064.00	000100	1.1
	5,150.00	000100	34.5		6,100.00	000100	36.1
	5,200.00	000100	86.8		6,100.00	013800	26.6
	5,200.00	017900	21.7		6,100.00	017400	17.9
	5,212.50	000100	6.7		6,100.00	017600	2.8
	5,236.72	000100	8.4		6,136.00	017200	13.8
	5,250.00	000100	133.3		6,146.00	017400	79.1
	5,250.00	017200	7.1		6,150.00	000100	6.2
	5,250.00	017600	3.0		6,200.00	000100	36.6
	5,250.00	024500	14.8		6,200.00	011100	2.3
	5,252.00	017900	15.3		6,200.12	000100	15.9
	5,260.00	000100	7.5		6,234.93	000100	7.1
	5,262.77	000100	44.9		6,250.00	000100	71.3
	5,300.00	000100	28.7		6,250.01	000100	1.0
	5,332.00	000100	12.5		6,270.00	017400	5.1
	5,360.00	000100	41.9		6,275.00	007800	79.3
	5,400.00	000100	37.0		6,300.00	000100	160.3
	5,400.00	014000	1.7		6,300.00	013800	81.9
	5,407.00	000100	8.7		6,300.00	017800	24.0
	5,445.00	000100	1.3		6,300.00	021200	4.1
	5,450.00	000100	7.2		6,305.42	000100	36.5
	5,450.00	017200	0.7		6,339.38	000100	4.1
	5,450.37	017800	16.5		6,388.58	000100	4.0
	5,500.00	000100	339.7		6,400.00	000100	91.5
	5,500.00	011100	17.5		6,416.00	017400	13.8
	5,500.00	014000	7.3		6,500.00	000100	327.2
	5,500.00	017000	4.1		6,500.00	011400	1.9
	5,500.00	017600	9.0		6,500.00	013400	1.6
	5,500.00	017800	11.5		6,500.00	014000	4.4

**TABLE 8: BASE PRICE PAID TO GROWERS FOR GRAPES CRUSHED AND DELIVERED TO CALIFORNIA PROCESSORS FROM THE 2023 CROP WITH BRIX FACTORS AND PURCHASED TONNAGE, BY TYPE, VARIETY, REPORTING DISTRICT WHERE GROWN, AND WEIGHTED AVERAGE BASE PRICE**

District, Type, and Variety	Base Price	Brix	Tons	District, Type, and Variety	Base Price	Brix	Tons
	Per Ton	Factors			Per Ton	Factors	
	Dollars	Code <sup>1</sup>			Dollars	Code <sup>1</sup>	
<b>DISTRICT 3 (Cont'd)</b>							
Pinot Noir * (Cont'd)	6,500.00	017200	16.3		7,600.00	013800	2.6
	6,500.00	017400	21.6		7,602.00	000100	79.9
	6,500.00	017800	10.4		7,638.48	000100	2.5
	6,500.00	018900	2.3		7,650.00	000100	7.2
	6,500.00	021000	53.4		7,653.00	000100	6.9
	6,500.00	021200	2.8		7,700.00	000100	2.4
	6,506.00	000100	18.8		7,700.00	017400	11.2
	6,550.00	000100	8.9		7,700.00	017600	32.1
	6,600.00	000100	2.9		7,800.00	000100	8.2
	6,600.00	013400	4.8		7,828.00	000100	3.6
	6,600.00	017200	27.3		7,829.00	000100	8.1
	6,600.00	020800	50.8		7,862.50	000100	4.8
	6,624.48	017800	14.7		7,875.00	000100	5.1
	6,629.00	000100	4.2		7,900.00	000100	8.5
	6,630.65	000100	28.8		7,999.00	000100	5.3
	6,631.00	000100	66.3		8,000.00	000100	136.4
	6,650.00	000100	12.0		8,000.00	014100	1.4
	6,667.00	017200	9.9		8,000.00	017200	7.6
	6,680.00	000100	3.6		8,000.00	017400	4.8
	6,689.00	000100	19.8		8,000.00	017800	3.6
	6,695.00	000100	6.2		8,063.05	000100	17.3
	6,700.00	000100	7.6		8,100.00	000100	14.3
	6,710.00	000100	13.7		8,140.00	000100	13.9
	6,720.00	017400	15.9		8,161.00	000100	124.4
	6,750.00	000100	39.8		8,250.00	000100	16.4
	6,750.00	020900	4.9		8,250.00	017000	5.5
	6,756.98	017800	6.6		8,264.08	000100	1.5
	6,760.00	000100	24.5		8,269.00	000100	17.4
	6,760.00	021000	3.4		8,351.74	000100	9.4
	6,800.00	000100	27.9		8,400.00	017200	7.1
	6,800.00	017400	15.2		8,424.00	000100	10.0
	6,828.31	000100	7.2		8,500.00	000100	61.7
	6,869.59	013800	6.7		8,500.00	011600	3.2
	6,895.00	000100	23.9		8,500.00	013100	22.1
	6,900.00	000100	21.9		8,500.00	013800	3.4
	6,918.60	000100	4.3		8,518.00	000100	9.5
	6,935.00	000100	3.9		8,750.00	000100	1.9
	6,974.07	000100	22.0		8,800.00	000100	14.7
	6,978.00	000100	13.9		8,804.00	024500	13.1
	7,000.00	000100	279.5		9,000.00	000100	94.8
	7,000.00	013600	4.7		9,000.00	008303	3.6
	7,000.00	017400	10.7		9,000.00	017200	7.1
	7,000.00	017600	3.5		9,117.41	000100	2.0
	7,000.00	017800	23.7		9,200.00	017800	31.7
	7,000.00	019700	6.6		9,250.00	000100	18.1
	7,000.00	021200	3.0		9,381.00	000100	4.7
	7,100.00	000100	13.7		9,388.03	017200	1.8
	7,103.00	000100	38.4		9,400.00	000100	10.1
	7,140.20	000100	7.7		9,500.00	000100	30.6
	7,187.00	000100	3.5		9,500.00	014000	1.6
	7,200.00	000100	19.5		9,747.00	013800	47.4
	7,250.00	000100	2.9		9,747.00	017800	9.4
	7,250.00	020700	2.6		9,764.81	000100	1.7
	7,280.00	000100	3.7		9,800.00	000100	38.9
	7,300.00	013800	7.5		9,800.00	014100	5.8
	7,300.00	017800	18.2		9,838.74	000100	19.1
	7,308.16	000100	23.6		10,000.00	000100	65.5
	7,345.11	000100	2.4		10,300.00	000100	1.0
	7,350.00	000100	4.8		10,500.00	000100	4.1
	7,373.00	017200	11.9		10,753.00	014000	4.7
	7,379.00	000100	26.3		10,753.00	017400	9.1
	7,392.00	000100	13.3		11,000.00	000100	1.9
	7,400.00	017400	6.8		11,181.00	014000	21.0
	7,400.00	017600	12.8		11,181.00	017600	26.6
	7,402.00	000100	34.7		11,239.00	000100	2.4
	7,416.00	000100	12.4		12,000.00	000100	1.1
	7,452.00	000100	4.1		14,187.85	000100	3.6
	7,458.22	000100	19.3		15,000.00	000100	6.4
	7,500.00	000100	117.3	Wtd. Avg. Base & Total Tons	3,881.86		35,358.0
	7,500.00	013800	7.7	Primitivo	1,000.00	000100	12.8
	7,500.00	017200	13.0		2,200.00	000100	1.1
	7,500.00	017900	9.7		2,200.00	021200	5.0
	7,500.00	021200	6.5		2,400.00	000100	7.4
	7,500.00	024500	12.0		2,400.00	013600	3.6



**TABLE 8: BASE PRICE PAID TO GROWERS FOR GRAPES CRUSHED AND DELIVERED TO CALIFORNIA PROCESSORS FROM THE 2023 CROP WITH BRIX FACTORS AND PURCHASED TONNAGE, BY TYPE, VARIETY, REPORTING DISTRICT WHERE GROWN, AND WEIGHTED AVERAGE BASE PRICE**

District, Type, and Variety	Base Price	Brix	Tons	District, Type, and Variety	Base Price	Brix	Tons
	Per Ton	Factors			Per Ton	Factors	
	Dollars	Code <sup>1</sup>			Dollars	Code <sup>1</sup>	
<b>DISTRICT 3 (Cont'd)</b>					5,300.00	000100	3.1
Primitivo (Cont'd)	2,625.00	000100	2.4		5,300.00	013800	6.1
	2,700.00	000100	2.0	Wtd. Avg. Base & Total Tons	2,722.75		907.3
	2,700.00	013600	4.1				
	2,752.25	000100	11.7	St Laurent	2,200.00	019700	2.1
	2,800.00	000100	7.8		2,500.00	000100	2.0
	2,811.39	000100	46.6		2,800.00	000100	3.7
	2,834.01	000100	1.4		3,000.00	000100	4.6
	2,900.00	000100	4.2		3,500.00	020600	1.1
	2,950.00	000100	11.8	Wtd. Avg. Base & Total Tons	2,787.41		13.5
	3,000.00	000100	4.3				
	3,250.00	000100	20.6	Syrah *	100.00	021000	0.8
	3,900.00	000100	7.1		500.00	011100	5.6
	3,900.00	023100	13.4		1,000.00	010700	0.4
	4,000.00	020800	2.1		1,400.00	000100	2.1
	4,500.00	000100	8.5		1,500.00	000100	1.7
	5,200.00	000100	5.2		1,600.00	000100	23.7
Wtd. Avg. Base & Total Tons	2,975.91		183.1		1,600.00	021000	2.3
					1,700.00	017000	2.8
Refosco *	3,500.00	017000	2.2		1,800.00	027800	1.8
	3,750.00	011100	0.4		1,900.00	000100	6.1
	4,000.00	000100	7.5		2,000.00	000100	41.1
Wtd. Avg. Base & Total Tons	3,881.19		10.1		2,100.00	000100	2.8
					2,200.00	000100	114.7
Sagrantino	2,460.98	000100	5.8		2,200.00	009300	5.2
	2,600.00	024300	2.6		2,200.00	013600	2.2
	3,000.00	024500	2.6		2,300.00	000100	50.7
	3,250.00	013800	0.5		2,300.00	017400	3.3
Wtd. Avg. Base & Total Tons	2,648.58		11.5		2,379.71	000100	3.7
					2,400.00	000100	50.2
Sangiovese *	1,405.37	000100	12.9		2,400.00	007900	2.0
	1,500.00	000100	2.9		2,500.00	000100	35.6
	1,525.00	013800	3.0		2,500.00	017400	2.2
	2,000.00	027800	0.5		2,525.00	000100	4.1
	2,050.00	000100	84.9		2,600.00	000100	1.0
	2,100.00	000100	21.7		2,700.00	000100	38.5
	2,200.00	000100	4.0		2,700.00	002600	4.6
	2,216.65	000100	23.4		2,700.00	017000	2.1
	2,300.00	000100	0.3		2,723.18	000100	11.2
	2,454.00	000100	15.6		2,800.00	000100	77.6
	2,491.52	000100	1.0		2,800.00	017000	4.8
	2,497.00	000100	3.7		2,800.00	024300	2.5
	2,500.00	000100	3.0		2,835.00	013600	0.6
	2,500.00	024500	2.1		2,875.00	025100	5.0
	2,558.00	013600	1.7		2,924.00	017800	5.2
	2,600.00	024800	3.2		3,000.00	000100	59.7
	2,607.24	000100	531.7		3,000.00	004210	2.0
	2,644.00	000100	2.7		3,000.00	010700	1.0
	2,800.00	000100	9.4		3,000.00	015700	1.4
	2,800.00	021000	6.7		3,000.00	017400	2.7
	2,900.00	000100	16.7		3,000.00	021000	18.7
	2,987.18	000100	8.8		3,000.00	021200	1.5
	3,000.00	000100	2.4		3,000.00	022800	1.0
	3,000.00	020800	0.6		3,000.00	023100	4.2
	3,000.00	028100	1.0		3,022.27	020800	3.0
	3,150.00	000100	3.4		3,037.00	000100	4.5
	3,182.70	000100	13.5		3,037.91	000100	184.5
	3,200.00	000100	6.5		3,052.00	020800	2.1
	3,200.00	060755	2.1		3,052.32	000100	0.7
	3,350.00	000100	1.0		3,078.00	000100	2.1
	3,400.00	000100	1.7		3,100.00	000100	63.4
	3,400.00	017800	1.7		3,100.00	023100	11.3
	3,500.00	000100	28.8		3,116.12	000100	15.3
	3,500.00	013600	1.0		3,116.12	021000	0.5
	3,500.00	020800	4.3		3,116.12	066325	18.7
	3,600.00	000100	8.6		3,120.00	000100	3.9
	3,650.00	000100	3.5		3,141.00	000100	44.5
	3,700.00	000100	2.2		3,150.00	000100	35.5
	3,750.00	043690	3.5		3,150.00	013800	6.6
	3,800.00	000100	1.0		3,200.00	000100	12.6
	4,000.00	000100	4.1		3,200.00	011100	2.2
	4,000.00	024800	6.5		3,200.00	025100	2.1
	4,120.00	024800	3.0		3,204.94	000100	1.7
	4,250.00	013800	12.0		3,250.00	000100	39.9
	4,725.00	000100	25.8		3,350.00	000100	4.5

**TABLE 8: BASE PRICE PAID TO GROWERS FOR GRAPES CRUSHED AND DELIVERED TO CALIFORNIA PROCESSORS FROM THE 2023 CROP WITH BRIX FACTORS AND PURCHASED TONNAGE, BY TYPE, VARIETY, REPORTING DISTRICT WHERE GROWN, AND WEIGHTED AVERAGE BASE PRICE**

District, Type, and Variety	Base Price	Brix	Tons	District, Type, and Variety	Base Price	Brix	Tons
	Per Ton	Factors			Per Ton	Factors	
	Dollars	Code <sup>1</sup>			Dollars	Code <sup>1</sup>	
<b>DISTRICT 3 (Cont'd)</b>							
Syrah * (Cont'd)	3,399.00	000100	1.7		5,143.13	000100	6.3
	3,400.00	000100	29.2		5,157.70	000100	9.6
	3,401.11	000100	4.4		5,200.00	000100	5.4
	3,428.00	000100	24.9		5,200.00	011400	5.7
	3,500.00	000100	49.5		5,216.73	000100	11.7
	3,500.00	003200	14.7		5,300.00	024500	2.6
	3,500.00	011100	11.4		5,300.00	027560	2.0
	3,550.00	000100	14.1		5,500.00	000100	23.3
	3,600.00	000100	7.3		5,600.00	000100	4.2
	3,600.00	017000	1.8		5,900.00	000100	2.1
	3,649.90	021000	1.0		6,224.07	000100	1.9
	3,675.00	000100	1.6		6,712.17	000100	4.6
	3,700.00	000100	10.2	Wtd. Avg. Base & Total Tons	8,000.00	011100	3.5
	3,726.00	000100	1.7		3,301.24		1,723.0
	3,750.00	000100	5.1	Tannat	2,875.00	000100	1.6
	3,750.00	043690	2.0		3,748.77	000100	7.9
	3,797.00	000100	1.9		4,050.00	000100	1.8
	3,800.00	000100	18.1		4,500.00	021200	2.0
	3,800.00	013600	6.0	Wtd. Avg. Base & Total Tons	6,200.00	000100	1.0
	3,800.00	013800	8.1		3,965.40		14.3
	3,800.00	017200	1.5	Tempranillo *	1,800.00	027800	0.9
	3,800.00	017400	2.9		2,600.00	000100	2.8
	3,800.00	021200	1.3		2,875.00	000100	1.5
	3,800.00	024800	3.2		3,000.00	017800	6.0
	3,815.00	000100	0.9		3,000.00	021000	3.0
	3,815.40	000100	5.8		3,200.00	000100	3.0
	3,842.40	025100	13.1		3,300.00	000100	2.4
	3,900.00	000100	2.8	Wtd. Avg. Base & Total Tons	3,500.00	059691	0.5
	4,000.00	000100	39.5		4,000.00	000100	6.8
	4,000.00	013400	2.8		4,000.00	013600	2.0
	4,000.00	013600	5.3	Wtd. Avg. Base & Total Tons	3,276.21		28.9
	4,000.00	017000	6.1	Teroldego	2,000.00	024500	0.6
	4,000.00	019000	7.5		2,511.00	000100	1.6
	4,050.00	000100	18.5		2,875.00	000100	1.4
	4,066.00	000100	3.5	Wtd. Avg. Base & Total Tons	4,000.00	000100	1.9
	4,080.00	021200	1.4		3,062.29		5.5
	4,100.00	000100	6.6	Tinta Cao	4,715.56	000100	3.6
	4,150.00	000100	3.6	Wtd. Avg. Base & Total Tons	4,715.56		3.6
	4,153.19	000100	13.8	Trousseau *	2,200.00	000100	1.6
	4,200.00	013400	2.9		2,800.00	000100	2.9
	4,200.00	017200	1.5		3,750.00	009400	0.1
	4,200.00	020800	1.8		4,000.00	000100	2.4
	4,200.00	024500	3.1	Wtd. Avg. Base & Total Tons	4,000.00	011100	4.5
	4,225.00	021200	2.2		3,444.78		11.5
	4,226.04	003200	13.0	Valdigue *	1,100.00	000100	1.7
	4,300.00	000100	10.9		1,250.00	000100	3.5
	4,346.00	000100	2.3		2,000.00	000100	10.4
	4,346.00	011650	2.2		2,200.00	000100	2.0
	4,346.00	043690	0.9		2,500.00	000100	2.4
	4,371.00	000100	3.2		3,000.00	000100	0.1
	4,400.00	017000	14.7		3,500.00	000100	0.3
	4,495.82	000100	10.3	Wtd. Avg. Base & Total Tons	3,500.00	013100	2.5
	4,500.00	000100	27.1		3,600.00	010900	0.9
	4,500.00	011100	1.8		3,750.00	009400	1.1
	4,500.00	013800	6.8		4,000.00	013600	2.0
	4,500.00	015500	9.6		4,200.00	000100	3.4
	4,500.00	017000	5.3	Wtd. Avg. Base & Total Tons	5,978.00	000100	3.0
	4,500.00	021200	1.0		2,856.58		33.3
	4,505.00	000100	1.4	Zinfandel	100.00	021000	3.2
	4,550.00	000100	1.4		500.00	000100	8.7
	4,600.00	000100	8.7		500.00	025100	0.9
	4,650.00	011100	6.9		760.00	000100	2.1
	4,674.00	000100	3.0		834.00	000100	2.2
	4,693.34	000100	8.5		900.00	000100	2.0
	4,700.00	000100	4.7		1,000.00	000100	6.4
	4,770.00	021200	3.6		1,250.00	000100	21.5
	4,800.00	000100	3.1		1,400.00	000100	5.1
	4,800.00	017400	2.5		1,500.00	000100	41.9
	4,900.00	000100	9.8				
	4,992.73	000100	5.5				
	5,000.00	000100	26.2				
	5,000.00	009300	5.3				
	5,000.00	017200	2.1				
	5,100.00	011100	2.0				

**TABLE 8: BASE PRICE PAID TO GROWERS FOR GRAPES CRUSHED AND DELIVERED TO CALIFORNIA PROCESSORS FROM THE 2023 CROP WITH BRIX FACTORS AND PURCHASED TONNAGE, BY TYPE, VARIETY, REPORTING DISTRICT WHERE GROWN, AND WEIGHTED AVERAGE BASE PRICE**

District, Type, and Variety	Base Price	Brix	Tons	District, Type, and Variety	Base Price	Brix	Tons
	Per Ton	Factors			Per Ton	Factors	
	Dollars	Code <sup>1</sup>			Dollars	Code <sup>1</sup>	
<b>DISTRICT 3 (Cont'd)</b>					2,922.18	000100	1.8
Zinfandel (Cont'd)	1,500.00	013800	1.8		2,927.98	000100	7.9
	1,550.00	000100	4.1		2,945.13	000100	64.4
	1,621.34	000100	11.1		2,946.31	000100	61.8
	1,750.00	000100	2.2		2,950.00	000100	87.4
	1,800.00	000100	31.6		3,000.00	000100	462.7
	1,850.00	000100	2.3		3,000.00	013600	3.8
	1,900.00	000100	18.1		3,000.00	013800	12.8
	2,000.00	000100	130.6		3,000.00	024800	19.2
	2,000.00	017200	2.7		3,000.00	025100	4.3
	2,000.00	027800	1.0		3,029.60	000100	20.2
	2,000.00	058950	5.7		3,030.00	000100	34.8
	2,069.06	000100	4.9		3,050.00	000100	119.3
	2,098.15	000100	14.6		3,071.00	000100	1.3
	2,100.00	017000	1.0		3,075.00	000100	8.2
	2,100.00	021500	22.5		3,090.00	000100	30.8
	2,150.00	000100	51.5		3,100.00	000100	159.2
	2,199.87	000100	8.7		3,100.00	003200	41.6
	2,200.00	000100	116.2		3,112.65	000100	7.3
	2,200.00	010700	2.2		3,119.95	000100	20.8
	2,200.00	014000	9.4		3,120.18	000100	12.5
	2,300.00	000100	75.7		3,150.00	000100	65.1
	2,300.00	017000	1.2		3,168.31	000100	40.3
	2,300.00	024500	5.0		3,175.00	000100	55.2
	2,300.00	024800	17.8		3,182.70	000100	86.4
	2,350.00	000100	9.8		3,199.29	024300	4.3
	2,400.00	000100	72.6		3,200.00	000100	281.0
	2,400.00	024800	14.0		3,200.00	003200	11.2
	2,450.00	000100	55.9		3,232.00	000100	6.3
	2,450.00	024800	16.5		3,246.62	000100	38.5
	2,457.18	000100	23.1		3,250.00	000100	304.8
	2,475.00	000100	27.4		3,273.00	000100	113.0
	2,500.00	000100	190.4		3,273.00	025100	11.8
	2,500.00	020800	5.1		3,283.08	021000	0.8
	2,500.00	021200	3.5		3,285.08	000100	107.4
	2,500.00	022900	5.3		3,285.08	029600	2.7
	2,500.00	024500	2.5		3,285.08	066325	45.7
	2,500.00	024800	46.2		3,285.08	070238	56.4
	2,500.00	025100	6.9		3,296.00	000100	19.3
	2,500.00	029600	5.5		3,298.44	020800	1.0
	2,507.01	000100	11.3		3,300.00	000100	137.7
	2,518.49	000100	45.1		3,300.00	003200	18.5
	2,542.89	000100	5.6		3,300.00	027100	33.7
	2,550.00	000100	39.9		3,306.39	000100	40.3
	2,550.00	025100	32.5		3,307.70	000100	110.7
	2,557.12	000100	10.5		3,309.00	024300	3.7
	2,559.12	000100	6.1		3,315.61	000100	63.3
	2,575.00	000100	8.8		3,334.77	000100	47.1
	2,600.00	000100	105.2		3,335.00	000100	7.0
	2,650.00	000100	62.6		3,345.00	000100	4.3
	2,652.25	025100	52.2		3,345.00	024300	8.0
	2,686.00	000100	12.7		3,349.05	000100	19.5
	2,700.00	000100	342.6		3,374.83	000100	45.4
	2,700.00	014100	2.3		3,400.00	000100	71.8
	2,700.00	027800	5.3		3,400.00	025100	2.5
	2,727.04	000100	13.1		3,450.00	000100	31.9
	2,750.00	000100	77.8		3,474.83	000100	9.9
	2,750.00	025100	4.0		3,482.15	000100	58.0
	2,752.25	000100	4.7		3,497.34	000100	40.0
	2,756.25	000100	73.7		3,500.00	000100	429.1
	2,770.01	000100	26.6		3,500.00	003200	30.5
	2,791.15	021000	39.1		3,500.00	013600	0.9
	2,800.00	000100	168.5		3,500.00	020800	18.5
	2,800.00	002600	73.5		3,500.00	022100	5.4
	2,800.00	013100	1.1		3,517.00	066122	3.9
	2,800.00	028100	7.7		3,517.00	066169	12.4
	2,828.45	000100	28.2		3,525.39	000100	72.6
	2,850.00	000100	101.2		3,553.35	000100	24.1
	2,867.08	000100	24.4		3,581.64	000100	11.3
	2,885.01	000100	11.9		3,596.18	000100	20.1
	2,898.74	000100	7.0		3,600.00	000100	30.4
	2,900.00	000100	70.3		3,605.00	000100	11.4
	2,900.00	013800	11.5		3,637.03	000100	45.1
	2,900.00	025100	1.5		3,643.78	000100	25.0
	2,912.69	000100	16.5		3,647.00	000100	138.4

**TABLE 8: BASE PRICE PAID TO GROWERS FOR GRAPES CRUSHED AND DELIVERED TO CALIFORNIA PROCESSORS FROM THE 2023 CROP WITH BRIX FACTORS AND PURCHASED TONNAGE, BY TYPE, VARIETY, REPORTING DISTRICT WHERE GROWN, AND WEIGHTED AVERAGE BASE PRICE**

District, Type, and Variety	Base Price	Brix	Tons	District, Type, and Variety	Base Price	Brix	Tons
	Per Ton	Factors			Per Ton	Factors	
	Dollars	Code <sup>1</sup>			Dollars	Code <sup>1</sup>	
<b>DISTRICT 3 (Cont'd)</b>							
Zinfandel (Cont'd)	3,647.17	000100	7.0		5,412.56	000100	1.7
	3,650.00	000100	7.0		5,500.00	000100	56.2
	3,675.00	000100	2.2		5,500.00	017400	3.1
	3,692.00	000100	5.8		5,500.00	024500	8.9
	3,700.00	000100	4.2		5,518.24	000100	8.0
	3,700.00	003200	62.6		5,531.22	000100	18.6
	3,700.00	028100	2.1		5,600.00	000100	20.6
	3,750.00	000100	6.4		5,608.63	000100	4.2
	3,750.00	024500	7.7		5,750.00	000100	5.1
	3,750.00	043690	6.5		5,796.38	000100	174.2
	3,800.00	000100	72.5		5,800.00	000100	8.2
	3,800.00	027800	8.5		5,815.87	000100	7.6
	3,818.00	025100	8.3		5,834.95	000100	28.0
	3,827.03	000100	3.3		5,835.85	000100	3.2
	3,835.00	024500	5.7		5,865.30	000100	3.3
	3,850.00	000100	135.2		5,900.00	000100	5.5
	3,900.00	000100	47.4		6,000.00	000100	77.3
	3,900.00	003200	33.7		6,000.00	008303	4.7
	3,900.00	024800	5.0		6,000.00	017400	0.5
	3,942.10	000100	3.9		6,000.00	021600	3.8
	3,980.00	000100	18.2		6,100.00	021600	18.3
	3,987.83	000100	12.6		6,160.00	000100	8.6
	3,994.94	000100	11.5		6,180.00	000100	5.2
	4,000.00	000100	328.3		6,200.00	000100	9.6
	4,000.00	021500	8.3		6,262.00	000100	5.5
	4,100.00	017400	3.1		6,300.00	000100	6.7
	4,107.71	000100	2.2		6,381.41	027600	10.7
	4,132.99	000100	14.6		6,400.00	013600	1.9
	4,168.46	000100	4.3		6,450.00	021200	4.1
	4,200.00	000100	39.0		6,500.00	000100	24.8
	4,200.00	017400	11.0		6,500.00	067994	4.0
	4,200.00	021200	2.7		6,650.00	000100	3.2
	4,200.00	025100	3.5		7,000.00	017900	4.9
	4,250.00	000100	23.9		7,229.31	000100	4.4
	4,250.00	043690	5.5		7,507.50	000100	12.3
	4,300.00	000100	12.7		10,753.00	021600	6.0
	4,346.00	021200	3.5		10,753.00	021800	9.2
	4,373.33	000100	39.3		11,100.00	000100	2.4
	4,373.77	000100	12.4	Wtd. Avg. Base & Total Tons	3,422.20		8,956.4
	4,423.88	000100	11.6	Other Red Wine <sup>4</sup>	759.40	000100	2.4
	4,500.00	000100	134.6		1,400.00	000100	0.4
	4,500.00	024300	2.0		2,000.00	024500	0.7
	4,500.00	024500	2.1		2,242.10	000100	5.9
	4,600.00	000100	25.3		2,500.00	000100	19.4
	4,620.00	000100	5.6		2,600.00	000100	6.5
	4,635.00	000100	5.6		2,800.00	000100	0.6
	4,650.00	000100	57.2		3,000.00	000100	31.7
	4,651.90	000100	8.6		3,100.00	011100	0.6
	4,750.00	000100	10.3		3,200.00	000100	2.5
	4,770.00	000100	2.5		3,400.00	000100	23.8
	4,770.00	011650	4.3		3,400.00	013100	1.2
	4,770.00	027600	4.5		3,500.00	000100	14.7
	4,770.00	043690	1.8		3,600.00	000100	7.7
	4,800.00	000100	7.0		3,653.79	000100	1.8
	4,800.00	024800	3.3		3,800.00	000100	2.1
	4,870.00	000100	16.4		3,850.00	000100	59.9
	4,900.00	000100	2.0		4,000.00	000100	13.1
	5,000.00	000100	167.5		4,150.00	000100	61.0
	5,000.00	013800	13.3		4,250.00	000100	8.0
	5,000.00	014100	14.0		4,750.00	000100	6.0
	5,000.00	017400	5.6		5,000.00	000100	3.0
	5,000.00	021000	6.6		5,500.00	000100	9.3
	5,000.00	021200	7.2		6,160.00	000100	8.9
	5,000.00	024500	13.2	Wtd. Avg. Base & Total Tons	3,734.26		291.2
	5,000.00	024800	8.8	<b>DISTRICT 4</b>			
	5,000.00	043690	3.6	<b>Wine Grapes (White)</b>			
	5,033.54	000100	16.0	Albarino *	3,000.00	000100	1.4
	5,159.63	000100	15.4		3,400.00	000100	2.1
	5,185.25	000100	8.1		3,600.00	000100	5.6
	5,200.00	000100	20.0		3,865.00	000100	7.7
	5,250.00	000100	22.5		3,916.58	000100	8.3
	5,256.13	000100	5.4		4,500.00	020800	8.0
	5,359.80	000100	42.1				
	5,400.00	000100	15.0				

**TABLE 8: BASE PRICE PAID TO GROWERS FOR GRAPES CRUSHED AND DELIVERED TO CALIFORNIA PROCESSORS FROM THE 2023 CROP WITH BRIX FACTORS AND PURCHASED TONNAGE, BY TYPE, VARIETY, REPORTING DISTRICT WHERE GROWN, AND WEIGHTED AVERAGE BASE PRICE**

District, Type, and Variety	Base Price	Brix	Tons	District, Type, and Variety	Base Price	Brix	Tons
	Per Ton	Factors			Per Ton	Factors	
	Dollars	Code <sup>1</sup>			Dollars	Code <sup>1</sup>	
<b>DISTRICT 4 (Cont'd)</b>							
Albarino * (Cont'd)	4,699.90	000100	2.9		3,100.00	021200	103.4
	6,772.00	013100	1.8		3,100.00	024300	16.9
Wtd. Avg. Base & Total Tons	4,116.07		37.8		3,108.33	000100	60.0
					3,121.00	000100	126.8
Chardonnay *	200.00	000100	5.6		3,126.66	000100	7.2
	600.00	000100	1.1		3,150.00	000100	83.4
	1,000.00	000100	10.1		3,150.00	020800	99.8
	1,344.17	000100	5.3		3,156.01	000100	19.7
	1,350.00	000100	94.4		3,162.18	017200	162.0
	1,400.00	017400	2.8		3,164.34	000100	60.1
	1,494.17	000100	11.6		3,175.29	000100	67.2
	1,500.00	000100	189.4		3,182.70	000100	42.5
	1,700.00	000100	17.0		3,200.00	000100	27.5
	1,731.32	000100	39.0		3,200.00	001900	5.6
	1,800.00	000100	254.5		3,200.00	017600	8.2
	2,000.00	000100	29.0		3,245.00	000100	3.0
	2,000.00	011100	0.4		3,245.06	000100	2.0
	2,000.00	017200	11.9		3,245.23	024300	6.6
	2,150.00	017600	35.5		3,250.00	000100	412.5
	2,180.00	000100	3.2		3,250.00	007900	1.5
	2,200.00	000100	67.9		3,250.00	017200	77.7
	2,221.76	000100	9.1		3,252.22	000100	24.7
	2,325.00	000100	14.2		3,262.00	017200	143.1
	2,348.99	000100	42.4		3,296.98	000100	62.6
	2,350.00	017000	23.8		3,300.00	000100	153.4
	2,387.33	000100	60.2		3,300.00	017400	135.0
	2,400.00	000100	13.4		3,350.00	000100	21.4
	2,400.00	017600	3.2		3,362.43	000100	142.3
	2,414.00	013600	22.9		3,387.85	000100	13.3
	2,450.00	000100	2.6		3,400.00	000100	15.7
	2,467.50	000100	56.4		3,400.00	021200	64.7
	2,480.63	000100	123.8		3,400.00	022700	18.6
	2,500.00	000100	387.8		3,413.75	000100	94.8
	2,519.20	000100	10.0		3,413.90	000100	59.7
	2,520.00	000100	32.9		3,414.07	017400	132.3
	2,524.10	023500	5.2		3,423.47	000100	248.6
	2,550.00	000100	53.4		3,423.47	017200	56.0
	2,600.00	000100	61.8		3,423.47	017400	284.4
	2,600.00	017400	125.9		3,428.67	000100	4.4
	2,611.85	000100	163.8		3,434.00	000100	5.7
	2,625.00	000100	56.1		3,450.00	000100	61.6
	2,626.07	000100	25.9		3,450.00	017400	70.1
	2,646.00	000100	145.4		3,465.00	000100	5.2
	2,650.00	000100	15.0		3,475.00	000100	87.0
	2,671.21	000100	33.8		3,498.04	000100	22.3
	2,675.00	000100	12.5		3,500.00	000100	366.5
	2,700.00	000100	30.4		3,500.00	009100	7.5
	2,700.00	002200	63.0		3,500.00	017000	20.4
	2,713.04	000100	315.8		3,500.00	017200	118.6
	2,730.58	000100	24.8		3,500.00	017400	45.8
	2,750.00	000100	55.2		3,500.00	021200	5.9
	2,750.00	013600	4.2		3,506.60	017400	20.6
	2,750.00	019300	5.4		3,513.32	000100	57.2
	2,778.67	000100	5.0		3,518.33	000100	24.6
	2,786.41	000100	25.1		3,523.47	000100	12.7
	2,789.80	000100	26.0		3,550.00	017600	23.8
	2,800.00	000100	32.2		3,553.00	000100	35.4
	2,800.00	017400	7.0		3,554.44	014000	20.0
	2,850.00	000100	40.4		3,554.94	000100	156.9
	2,850.00	021200	93.4		3,554.94	017000	14.1
	2,879.67	021200	45.5		3,554.96	000100	181.4
	2,890.00	017200	29.2		3,555.00	000100	2.5
	2,900.00	000100	64.6		3,555.00	024800	2.9
	2,900.00	024500	67.1		3,559.00	000100	2.3
	2,917.48	000100	109.2		3,570.00	000100	15.4
	2,920.32	017600	30.0		3,594.64	000100	7.2
	2,940.00	000100	15.2		3,600.00	000100	188.1
	2,950.00	002200	205.1		3,600.00	017400	16.9
	2,975.00	000100	51.3		3,611.41	000100	14.2
	2,976.75	000100	104.3		3,650.00	017600	50.7
	3,000.00	000100	246.9		3,675.00	000100	31.7
	3,024.22	000100	64.3		3,680.00	017000	7.4
	3,075.00	017200	19.6		3,700.00	000100	149.9
	3,100.00	017200	131.5		3,700.00	025400	4.9
					3,709.68	017600	112.9

**TABLE 8: BASE PRICE PAID TO GROWERS FOR GRAPES CRUSHED AND DELIVERED TO CALIFORNIA PROCESSORS FROM THE 2023 CROP WITH BRIX FACTORS AND PURCHASED TONNAGE, BY TYPE, VARIETY, REPORTING DISTRICT WHERE GROWN, AND WEIGHTED AVERAGE BASE PRICE**

District, Type, and Variety	Base Price	Brix	Tons	District, Type, and Variety	Base Price	Brix	Tons
	Per Ton	Factors			Per Ton	Factors	
	Dollars	Code <sup>1</sup>			Dollars	Code <sup>1</sup>	
<b>DISTRICT 4 (Cont'd)</b>							
Chardonnay * (Cont'd)	3,731.04	000100	55.4		4,889.51	000100	54.6
	3,750.00	000100	92.2		4,892.50	000100	8.5
	3,750.00	017200	107.8		4,950.00	000100	49.1
	3,750.00	017400	41.8		4,961.25	000100	5.3
	3,765.82	000100	15.1		4,980.00	000100	4.3
	3,765.82	017400	22.0		5,000.00	000100	683.9
	3,800.00	017400	60.6		5,000.00	013100	5.3
	3,825.00	000100	1.5		5,000.00	017000	10.0
	3,850.00	017200	10.0		5,000.00	017400	209.0
	3,853.16	000100	60.2		5,000.00	017600	14.8
	3,853.16	017600	20.1		5,000.00	021000	3.1
	3,910.00	000100	2.6		5,000.00	021200	6.9
	3,910.46	000100	148.2		5,023.58	000100	8.5
	3,936.99	000100	5.5		5,040.00	017600	15.1
	3,937.00	000100	3.9		5,092.00	000100	7.8
	3,937.00	013600	2.0		5,098.40	017200	12.9
	3,990.00	017600	39.6		5,135.58	000100	6.2
	4,000.00	000100	193.9		5,150.00	000100	19.7
	4,000.00	013100	7.5		5,151.00	000100	69.8
	4,000.00	015500	59.0		5,163.85	000100	21.9
	4,000.00	017200	46.1		5,250.00	000100	9.3
	4,000.00	017400	6.7		5,250.00	013100	29.5
	4,000.00	019100	11.8		5,251.12	000100	4.7
	4,000.00	025100	4.5		5,252.68	000100	4.9
	4,017.10	000100	65.1		5,253.75	000100	14.7
	4,024.00	000100	9.6		5,298.96	016335	12.8
	4,035.02	017200	25.2		5,360.39	000100	4.6
	4,082.37	000100	37.0		5,500.00	000100	45.7
	4,088.20	000100	22.3		5,500.00	021000	5.1
	4,093.00	000100	10.5		5,512.00	000100	9.2
	4,100.00	000100	5.4		5,550.00	000100	27.6
	4,101.00	000100	565.4		5,561.43	000100	20.0
	4,108.16	000100	18.7		5,743.27	000100	5.8
	4,108.64	013100	22.3		5,750.00	000100	28.4
	4,114.00	000100	20.3		5,775.00	017100	5.9
	4,125.00	000100	6.1		5,902.34	025400	3.4
	4,200.00	000100	60.9		5,940.00	000100	10.9
	4,215.96	017400	3.9		6,000.00	000100	24.6
	4,215.98	000100	104.2		6,000.00	017000	18.3
	4,218.43	021200	53.8		6,064.00	000100	3.0
	4,250.00	000100	74.4		6,069.00	000100	1.1
	4,265.95	000100	474.7		6,365.00	000100	5.2
	4,277.09	000100	29.8		6,381.41	021200	13.5
	4,300.00	009100	2.0		6,500.00	000100	22.5
	4,302.08	000100	14.7		6,501.36	000100	2.4
	4,325.35	017400	268.1		6,576.42	000100	24.1
	4,342.80	000100	12.4		6,814.00	024500	42.6
	4,350.00	000100	14.9		6,825.00	011400	2.0
	4,353.59	000100	32.0		6,888.55	000100	29.0
	4,400.00	000100	71.9		6,949.34	000100	19.6
	4,400.00	017200	63.4		7,000.00	000100	33.6
	4,400.00	022600	53.0		7,110.00	000100	8.0
	4,410.00	000100	4.5		7,852.52	000100	33.6
	4,463.00	000100	7.4		8,000.00	000100	4.5
	4,500.00	000100	64.8		8,500.00	017400	7.9
	4,500.00	017200	22.2		9,000.00	021200	8.3
	4,500.00	021200	7.4		9,781.00	000100	1.7
	4,554.53	000100	1.9		17,500.00	000100	18.4
	4,567.32	017600	138.1		18,000.00	000100	1.2
	4,600.00	000100	29.6		20,000.00	000100	4.5
	4,600.00	007800	10.2		50,000.00	000100	18.4
	4,600.00	017600	9.6		52,500.00	000100	6.9
	4,635.00	000100	7.6	Wtd. Avg. Base & Total Tons	3,690.29		14,680.9
	4,700.00	000100	6.3	Chenin Blanc	1,200.00	000100	1.0
	4,700.00	009500	1.9		2,766.00	000100	3.8
	4,700.00	021200	15.0		2,900.00	000100	14.2
	4,725.00	000100	2.9		3,000.00	000100	5.1
	4,750.00	000100	50.6		3,200.00	000100	3.0
	4,774.00	000100	5.9		3,300.00	000100	3.8
	4,775.99	000100	15.9		3,300.00	013600	2.4
	4,800.00	000100	20.8		4,000.00	000100	1.8
	4,800.00	017600	35.0		4,000.00	007900	3.4
	4,849.97	000100	3.9		5,000.00	000100	1.8
	4,862.03	000100	14.5	Wtd. Avg. Base & Total Tons	3,177.44		40.3

**TABLE 8: BASE PRICE PAID TO GROWERS FOR GRAPES CRUSHED AND DELIVERED TO CALIFORNIA PROCESSORS  
FROM THE 2023 CROP WITH BRIX FACTORS AND PURCHASED TONNAGE, BY TYPE, VARIETY, REPORTING DISTRICT  
WHERE GROWN, AND WEIGHTED AVERAGE BASE PRICE**

District, Type, and Variety	Base Price	Brix	Tons	District, Type, and Variety	Base Price	Brix	Tons
	Per Ton	Factors			Per Ton	Factors	
	Dollars	Code <sup>1</sup>			Dollars	Code <sup>1</sup>	
<b>DISTRICT 4 (Cont'd)</b>							
Fiano	2,500.00	000100	0.5		2,424.00	000100	34.5
Wtd. Avg. Base & Total Tons	2,500.00		0.5		2,432.00	000100	84.8
					2,433.00	000100	61.6
					2,500.00	000100	107.4
Flora	2,458.67	000100	1.8		2,500.00	001800	19.5
	2,500.00	000100	4.3		2,500.00	013400	139.1
	2,656.63	000100	18.1		2,500.00	017000	28.8
Wtd. Avg. Base & Total Tons	2,614.07		24.2		2,510.00	000100	43.4
					2,588.07	000100	40.5
Grenache Blanc *	3,500.00	000100	3.0		2,600.00	000100	27.4
Wtd. Avg. Base & Total Tons	3,500.00		3.0		2,605.83	013400	13.2
					2,634.00	000100	10.1
Malvasia Bianca	2,808.00	011300	0.9		2,698.02	000100	63.2
	2,900.00	000100	8.2		2,700.00	000100	31.1
Wtd. Avg. Base & Total Tons	2,890.90		9.1		2,750.00	000100	18.5
					2,800.00	000100	67.9
Marsanne	3,500.00	000100	2.6		2,800.00	001800	71.3
Wtd. Avg. Base & Total Tons	3,500.00		2.6		2,800.00	013400	11.9
					2,800.00	017000	2.5
Muscat Blanc *	1,980.00	000100	0.7		2,850.00	000100	28.1
	2,500.00	000100	1.0		2,900.00	000100	18.6
	2,700.00	000100	10.0		2,900.00	017200	3.2
	2,828.71	000100	12.3		2,919.57	017400	1.3
	3,175.00	003200	4.3		2,924.00	011300	39.3
	3,600.00	000100	2.2		2,924.55	000100	2.0
Wtd. Avg. Base & Total Tons	2,860.71		30.5		2,924.65	000100	20.0
					2,925.00	000100	79.5
Muscat Orange	2,650.00	000100	4.9		2,925.00	013400	44.7
Wtd. Avg. Base & Total Tons	2,650.00		4.9		2,925.00	017000	8.5
					2,925.39	000100	11.4
Picpoul Blanc	2,200.00	000100	1.5		2,925.39	011100	1.5
Wtd. Avg. Base & Total Tons	2,200.00		1.5		2,925.40	013400	12.8
					2,930.00	000100	1.7
Pinot Blanc	2,000.00	000100	2.0		2,930.01	000100	524.8
	2,094.88	000100	4.1		2,930.01	014000	2.9
	2,200.00	017600	12.6		2,930.01	017000	74.4
	2,400.00	013800	1.8		2,930.08	000100	67.1
	2,500.00	000100	24.9		2,940.00	013400	14.6
	3,000.00	000100	81.9		2,950.00	000100	66.7
Wtd. Avg. Base & Total Tons	2,769.67		127.3		2,959.31	000100	28.3
					2,959.36	017000	26.4
Pinot Gris *	2,000.00	000100	35.0		3,000.00	000100	409.6
	2,153.95	000100	6.6		3,000.00	001800	61.3
	2,200.00	000100	7.6		3,000.00	001900	23.3
	2,257.37	000100	45.5		3,000.00	011300	4.4
	5,500.00	000100	1.9		3,000.00	013400	5.1
Wtd. Avg. Base & Total Tons	2,216.32		96.6		3,000.00	015700	7.1
					3,000.00	017400	11.2
Ribolla Gialla *	3,200.00	013500	1.9		3,018.50	000100	79.5
	3,700.00	009100	4.6		3,025.39	000100	32.9
	4,000.00	000100	15.5		3,030.00	000100	205.8
	4,000.00	009100	1.1		3,036.30	013400	52.5
	4,500.00	000100	2.2		3,065.00	000100	61.2
Wtd. Avg. Base & Total Tons	3,928.85		25.3		3,100.00	000100	288.7
					3,100.00	013400	107.1
Roussanne	3,611.08	000100	1.7		3,100.00	017000	7.9
Wtd. Avg. Base & Total Tons	3,611.08		1.7		3,135.00	000100	28.0
					3,148.74	000100	30.3
Sauvignon Blanc *	500.00	000100	11.1		3,150.00	013400	11.0
	1,980.00	000100	2.7		3,193.00	000100	9.9
	2,000.00	000100	76.4		3,200.00	000100	62.2
	2,063.00	013100	38.0		3,200.00	013400	12.9
	2,100.00	000100	8.6		3,200.00	014100	5.3
	2,141.00	000100	22.6		3,200.00	022700	41.8
	2,200.00	000100	12.1		3,217.12	000100	1.6
	2,238.00	000100	27.7		3,217.93	000100	11.6
	2,250.00	000100	96.3		3,217.93	017000	19.3
	2,250.00	024800	2.4		3,218.00	017400	6.7
	2,300.00	013100	229.1		3,223.01	000100	173.4
	2,340.00	013400	10.3		3,223.01	001900	59.4
	2,400.00	000100	37.6		3,223.01	017200	4.6
	2,400.00	017000	3.4		3,225.00	004050	2.3
	2,400.00	017400	10.4		3,250.00	000100	61.9
	2,400.00	020800	7.5		3,269.00	003200	11.6
	2,411.00	000100	1.9		3,275.00	000100	325.9

**TABLE 8: BASE PRICE PAID TO GROWERS FOR GRAPES CRUSHED AND DELIVERED TO CALIFORNIA PROCESSORS FROM THE 2023 CROP WITH BRIX FACTORS AND PURCHASED TONNAGE, BY TYPE, VARIETY, REPORTING DISTRICT WHERE GROWN, AND WEIGHTED AVERAGE BASE PRICE**

District, Type, and Variety	Base Price	Brix	Tons	District, Type, and Variety	Base Price	Brix	Tons
	Per Ton	Factors			Per Ton	Factors	
	Dollars	Code <sup>1</sup>			Dollars	Code <sup>1</sup>	
<b>DISTRICT 4 (Cont'd)</b>							
Sauvignon Blanc * (Cont'd)	3,293.07	000100	35.1		8,000.00	000100	2.5
	3,300.00	000100	38.6		9,781.00	000100	3.9
	3,300.00	013400	2.3	Wtd. Avg. Base & Total Tons	3,160.48		6,933.4
	3,305.21	017000	38.9	Sauvignon Gris	2,925.00	000100	9.3
	3,315.92	000100	3.2		3,109.89	000100	11.5
	3,327.00	000100	16.7	Wtd. Avg. Base & Total Tons	3,027.22		20.8
	3,327.90	000100	22.9	Sauvignon Vert *	2,825.00	000100	4.4
	3,328.00	017200	11.8	Wtd. Avg. Base & Total Tons	2,825.00		4.4
	3,350.00	013400	28.9	Semillon	2,300.00	000100	1.9
	3,356.52	017200	11.2		2,550.00	000100	0.5
	3,359.73	000100	6.0		2,600.00	000100	5.2
	3,363.00	000100	30.5		3,030.00	000100	7.1
	3,363.35	000100	12.0		3,150.00	008100	3.4
	3,368.68	000100	16.0		3,175.00	000100	5.0
	3,400.00	000100	55.0		3,200.00	000100	10.7
	3,400.00	027800	4.1		3,242.87	000100	6.5
	3,400.55	000100	93.5		3,300.00	000100	9.0
	3,480.00	000100	69.7		3,330.40	000100	2.6
	3,500.00	000100	263.8		3,330.41	000100	30.7
	3,500.00	001900	42.3		3,330.41	014000	8.2
	3,500.00	010700	7.2		3,386.00	000100	2.8
	3,500.00	013400	102.4		3,400.00	000100	1.5
	3,510.47	000100	4.9		3,500.00	000100	22.6
	3,510.47	013100	19.5		3,521.00	000100	8.4
	3,511.17	013600	12.3		3,554.92	000100	0.5
	3,518.38	000100	16.9		3,582.71	008100	4.5
	3,550.00	013400	18.0		3,600.00	000100	1.1
	3,570.00	000100	25.2		3,650.00	000100	5.4
	3,600.00	000100	29.2		3,658.00	000100	1.0
	3,600.00	021200	3.9		3,700.00	000100	8.4
	3,605.00	000100	68.1		3,725.25	000100	25.3
	3,605.00	017400	2.0		3,750.00	000100	4.7
	3,650.00	000100	17.3		3,800.00	008100	15.2
	3,667.00	000100	33.6		3,903.00	000100	2.3
	3,681.58	000100	52.4		3,978.50	000100	5.8
	3,689.42	000100	25.9		3,992.83	007800	21.3
	3,700.00	000100	64.5		3,996.35	000100	2.7
	3,728.72	000100	4.3		4,000.00	000100	7.2
	3,750.00	000100	20.4		4,000.00	009000	8.8
	3,800.00	000100	111.8		4,040.00	000100	19.4
	3,800.00	017200	44.6		4,110.65	000100	5.1
	3,900.00	000100	14.6		4,234.00	000100	9.4
	3,950.00	000100	9.1		4,500.00	000100	2.0
	3,950.00	017200	5.5		4,600.00	000100	0.5
	3,990.40	000100	30.9		5,000.00	000100	7.1
	4,000.00	000100	182.5		9,781.00	000100	3.8
	4,000.00	013400	2.4	Wtd. Avg. Base & Total Tons	18,000.00	000100	0.6
	4,000.00	017200	32.4		3,766.45		288.2
	4,000.00	024800	3.2	Tocai Friulano	3,200.00	013500	2.8
	4,200.00	000100	57.1		3,700.00	017000	9.0
	4,200.00	008100	8.6		3,900.00	017000	3.2
	4,250.00	000100	23.4	Wtd. Avg. Base & Total Tons	4,000.00	000100	1.1
	4,250.00	023500	3.1		3,673.29		16.1
	4,500.00	000100	44.0	Verdejo	2,758.00	000100	1.4
	4,600.00	000100	12.8	Wtd. Avg. Base & Total Tons	2,758.00		1.4
	4,830.00	000100	36.5	Vermentino *	2,000.00	000100	2.4
	4,861.05	000100	3.7		2,150.00	000100	3.5
	4,867.20	000100	2.2		2,356.00	020800	5.0
	5,000.00	000100	103.5		2,400.00	000100	5.1
	5,000.00	001000	2.0		2,750.00	000100	2.0
	5,000.00	017200	1.4		2,855.41	000100	11.5
	5,005.00	017400	2.7	Wtd. Avg. Base & Total Tons	4,750.00	011600	2.4
	5,200.00	025100	2.0		2,698.50		31.9
	5,250.00	000100	16.3	Viognier	2,493.00	013600	12.7
	5,494.00	000100	10.6		3,021.34	000100	24.8
	5,500.00	000100	7.9		3,500.00	000100	8.3
	5,500.00	028200	3.7		3,500.00	013400	2.4
	5,600.00	000100	2.9		3,534.82	000100	2.1
	5,665.00	000100	2.2				
	5,800.00	000100	7.0				
	5,900.00	000100	5.7				
	6,600.00	000100	10.3				



**TABLE 8: BASE PRICE PAID TO GROWERS FOR GRAPES CRUSHED AND DELIVERED TO CALIFORNIA PROCESSORS FROM THE 2023 CROP WITH BRIX FACTORS AND PURCHASED TONNAGE, BY TYPE, VARIETY, REPORTING DISTRICT WHERE GROWN, AND WEIGHTED AVERAGE BASE PRICE**

District, Type, and Variety	Base Price	Brix	Tons	District, Type, and Variety	Base Price	Brix	Tons
	Per Ton	Factors			Per Ton	Factors	
	Dollars	Code <sup>1</sup>			Dollars	Code <sup>1</sup>	
<b>DISTRICT 4 (Cont'd)</b>							
Viognier (Cont'd)	3,535.00	000100	0.2		6,000.00	000100	11.1
	3,573.80	000100	3.0		6,092.00	000100	2.4
	3,580.00	000100	5.1		6,300.00	017200	3.0
	3,880.00	000100	47.6		6,500.00	000100	44.4
	4,000.00	000100	1.7		6,500.00	025100	1.2
	4,110.00	000100	2.3		7,000.00	000100	16.0
	4,190.00	000100	1.3		7,000.00	024800	0.2
	4,190.00	019600	1.3		7,097.00	000100	0.8
	4,242.00	000100	8.0		7,426.00	000100	2.7
	4,288.56	000100	4.1		7,500.00	000100	56.5
	4,532.00	000100	3.1		7,500.00	019600	2.8
	5,000.00	000100	4.9		7,539.69	000100	3.2
	5,074.80	025400	1.1		7,578.00	021500	9.6
	6,000.00	000100	0.7		7,621.23	000100	6.4
	6,074.27	000100	1.0		7,650.00	021000	0.5
Wtd. Avg. Base & Total Tons	3,676.56		135.7		7,685.00	000100	13.7
					7,689.24	027600	4.0
					7,726.95	000100	11.2
White Riesling *	2,000.00	000100	6.0		7,800.00	000100	4.9
	3,500.00	000100	3.3		7,868.30	000100	5.5
	4,200.00	000100	5.1		7,900.79	000100	1.0
	5,000.00	000100	118.9		8,000.00	000100	35.8
Wtd. Avg. Base & Total Tons	4,797.22		133.3		8,000.00	017600	10.0
					8,000.00	026900	6.5
Other White Wine <sup>4</sup>	2,736.40	000100	2.2		8,064.20	017400	6.6
	3,283.35	000100	9.3		8,070.60	000100	5.1
	3,500.00	000100	6.0		8,248.00	000100	14.4
	4,830.00	000100	1.3		8,296.00	000100	1.0
	5,000.00	000100	1.5		8,300.00	000100	5.0
	13,125.00	000100	5.9		8,365.36	000100	33.9
Wtd. Avg. Base & Total Tons	5,678.31		26.2		8,373.57	000100	1.3
					8,400.00	000100	19.3
					8,473.00	000100	0.7
<b>Wine Grapes (Red)</b>					8,487.20	000100	34.6
Aglianico	4,436.15	000100	0.9		8,500.00	000100	16.0
Wtd. Avg. Base & Total Tons	4,436.15		0.9		8,500.00	024800	10.0
					8,653.03	000100	3.9
Aleatico	2,792.00	000100	2.9		8,737.34	000100	9.9
Wtd. Avg. Base & Total Tons	2,792.00		2.9		9,000.00	000100	87.7
					9,000.00	004255	3.4
Barbera	3,753.88	000100	1.0		9,000.00	011600	0.3
Wtd. Avg. Base & Total Tons	3,753.88		1.0		9,000.00	017600	17.5
					9,000.00	024800	1.2
Blaufränkisch *	5,000.00	000100	0.4		9,100.00	017600	30.4
Wtd. Avg. Base & Total Tons	5,000.00		0.4		9,176.64	000100	3.9
					9,200.00	000100	2.5
Cabernet Franc	1,000.00	000100	1.1		9,250.00	000100	9.6
	1,000.00	021200	2.0		9,300.00	000100	14.4
	1,872.31	023400	21.0		9,303.89	000100	12.1
	2,000.00	000100	5.0		9,305.00	024500	2.3
	2,000.00	021200	0.8		9,414.31	024300	0.6
	2,500.00	000100	4.4		9,500.00	000100	17.1
	2,500.00	007900	2.2		9,500.00	024800	3.3
	3,000.00	000100	6.2		9,537.00	000100	2.4
	3,000.00	025000	6.8		9,548.10	017600	0.4
	3,300.00	013600	1.0		9,566.83	000100	1.2
	3,500.00	000100	9.4		9,600.00	000100	9.0
	3,500.00	021000	5.9		9,694.72	000100	1.9
	3,800.00	000100	4.2		9,737.18	000100	7.2
	4,000.00	000100	3.5		9,737.90	000100	3.4
	4,000.00	017600	1.4		9,750.00	000100	20.5
	4,300.00	011300	2.0		9,781.00	000100	3.0
	4,467.00	000100	41.2		9,800.00	026900	2.9
	4,500.00	000100	11.0		9,853.53	000100	1.7
	5,000.00	000100	21.5		9,893.13	000100	8.2
	5,000.00	025100	3.6		9,895.50	000100	4.5
	5,000.00	028000	2.0		9,900.00	000100	24.3
	5,150.00	000100	3.2		9,950.72	000100	3.0
	5,200.00	021500	1.6		10,000.00	000100	33.4
	5,202.00	017800	7.4		10,000.00	021000	8.2
	5,250.00	020800	2.1		10,000.00	024800	12.8
	5,400.00	000100	22.0		10,000.00	024800	5.0
	5,445.00	000100	2.6		10,155.94	024800	2.3
	5,500.00	000100	9.4		10,221.12	066126	3.6
	5,525.77	000100	2.2		10,247.29	023500	21.5
	5,700.00	000100	4.8		10,266.64	024500	

**TABLE 8: BASE PRICE PAID TO GROWERS FOR GRAPES CRUSHED AND DELIVERED TO CALIFORNIA PROCESSORS FROM THE 2023 CROP WITH BRIX FACTORS AND PURCHASED TONNAGE, BY TYPE, VARIETY, REPORTING DISTRICT WHERE GROWN, AND WEIGHTED AVERAGE BASE PRICE**

District, Type, and Variety	Base Price	Brix	Tons	District, Type, and Variety	Base Price	Brix	Tons
	Per Ton	Factors			Per Ton	Factors	
	Dollars	Code <sup>1</sup>			Dollars	Code <sup>1</sup>	
<b>DISTRICT 4 (Cont'd)</b>							
Cabernet Franc (Cont'd)	10,300.00	025400	6.1		16,156.00	000100	4.4
	10,400.00	000100	2.8		16,500.00	000100	3.8
	10,416.00	000100	19.0		16,855.32	000100	2.4
	10,416.32	000100	54.0		17,021.70	000100	2.5
	10,419.00	000100	7.0		17,500.00	000100	9.2
	10,419.37	014000	34.1		17,500.00	023400	3.5
	10,453.61	000100	1.0		17,627.38	000100	1.9
	10,500.00	000100	44.4		17,925.43	000100	1.0
	10,716.00	000100	2.3		18,000.00	000100	39.9
	10,744.00	000100	56.2		18,034.00	000100	0.8
	10,744.00	024500	16.4		19,051.00	000100	2.4
	10,744.48	000100	35.8		19,181.00	000100	3.9
	10,744.48	014500	2.9		19,185.55	000100	2.2
	10,745.00	000100	2.2		19,500.00	000100	1.1
	10,745.00	024500	1.0		19,696.89	000100	0.7
	10,751.00	000100	2.0		20,000.00	000100	8.5
	10,779.97	025400	1.4		20,283.91	000100	7.5
	10,815.00	000100	4.0		21,400.00	000100	10.2
	10,816.00	024800	2.3		21,555.91	000100	2.2
	10,830.00	023400	2.5		25,000.00	000100	25.5
	10,830.19	000100	0.7		26,667.00	000100	4.2
	11,000.00	000100	16.4		30,625.00	000100	1.9
	11,022.96	000100	5.2		32,500.00	000100	6.1
	11,024.00	002600	5.9		32,832.34	000100	4.2
	11,200.00	000100	3.5		33,600.00	000100	3.6
	11,404.09	000100	5.6		39,375.00	000100	2.5
	11,457.60	000100	0.1		43,750.00	000100	5.7
	11,461.31	000100	5.4		45,027.50	000100	1.1
	11,500.00	000100	16.9		50,000.00	000100	4.2
	11,500.00	028000	0.5	Wtd. Avg. Base & Total Tons	10,629.81		1,908.8
	11,532.00	000100	46.9	Cabernet Sauvignon	200.00	000100	58.7
	11,576.00	000100	2.3		379.85	000100	69.9
	11,593.00	000100	0.8		500.00	000100	42.4
	11,687.00	000100	7.3		899.55	000100	9.9
	11,750.00	027600	3.3		900.00	000100	3.7
	11,854.00	000100	2.3		1,000.00	000100	393.2
	12,000.00	000100	9.5		1,200.00	000100	2.6
	12,110.00	000100	2.9		1,250.00	000100	52.1
	12,155.00	000100	5.4		1,300.00	000100	1.9
	12,155.00	021950	3.1		1,500.00	000100	10.5
	12,224.70	027100	8.0		1,600.00	000100	163.8
	12,324.75	000100	3.1		1,700.00	000100	1.3
	12,325.00	000100	2.5		1,750.00	000100	74.6
	12,347.09	000100	3.4		1,872.31	021500	51.4
	12,356.15	000100	30.2		2,000.00	000100	30.6
	12,499.00	000100	4.9		2,400.00	000100	18.7
	12,500.00	000100	39.7		2,500.00	000100	77.7
	12,500.00	025450	1.5		2,500.00	017400	28.9
	12,500.00	027600	9.4		2,500.00	017600	75.3
	12,544.33	000100	3.8		2,625.00	000100	2.1
	12,600.00	000100	10.6		2,800.00	000100	4.0
	12,900.00	000100	4.3		2,800.00	017200	114.7
	12,914.52	000100	5.7		2,900.00	000100	50.0
	12,996.00	000100	35.1		3,000.00	000100	102.4
	13,000.00	000100	13.3		3,000.00	017400	581.1
	13,023.00	000100	1.2		3,000.00	024800	8.7
	13,070.88	000100	22.6		3,000.00	028000	1.8
	13,071.00	000100	3.5		3,125.00	000100	0.8
	13,124.00	000100	0.8		3,165.00	000100	1.6
	13,342.84	000100	1.4		3,200.00	026500	46.0
	13,500.00	024500	2.0		3,300.00	000100	2.0
	13,745.49	000100	1.2		3,500.00	000100	103.5
	13,857.76	021000	5.7		3,500.00	020800	1.9
	14,000.00	000100	14.9		3,500.00	021000	1.8
	14,066.15	000100	1.5		3,500.00	023100	7.8
	14,753.91	000100	1.8		3,500.00	024500	0.5
	15,000.00	000100	15.0		3,605.00	017900	3.0
	15,173.00	000100	0.5		3,733.75	017900	4.2
	15,173.20	000100	2.5		3,750.00	000100	239.2
	15,500.00	028000	7.1		3,773.58	000100	5.3
	15,577.82	000100	5.3		3,850.00	000100	96.5
	15,750.00	000100	3.9		3,900.00	000100	169.5
	16,000.00	000100	17.4		4,000.00	000100	311.9
	16,152.29	000100	3.2		4,000.00	017400	176.2

**TABLE 8: BASE PRICE PAID TO GROWERS FOR GRAPES CRUSHED AND DELIVERED TO CALIFORNIA PROCESSORS FROM THE 2023 CROP WITH BRIX FACTORS AND PURCHASED TONNAGE, BY TYPE, VARIETY, REPORTING DISTRICT WHERE GROWN, AND WEIGHTED AVERAGE BASE PRICE**

District, Type, and Variety	Base Price	Brix	Tons	District, Type, and Variety	Base Price	Brix	Tons
	Per Ton	Factors			Per Ton	Factors	
	Dollars	Code <sup>1</sup>			Dollars	Code <sup>1</sup>	
<b>DISTRICT 4 (Cont'd)</b>							
Cabernet Sauvignon (Cont'd)	4,000.00	017800	0.7		6,200.00	000100	568.5
	4,000.00	021100	1.9		6,213.75	000100	21.2
	4,000.00	024800	13.7		6,221.00	021500	17.6
	4,040.00	003100	5.6		6,250.00	000100	771.6
	4,100.00	000100	1.1		6,270.00	000100	26.0
	4,191.40	000100	6.3		6,300.00	000100	42.4
	4,200.00	000100	4.2		6,300.00	025000	71.7
	4,250.00	000100	38.8		6,350.00	000100	40.5
	4,294.00	000100	9.7		6,363.00	000100	15.4
	4,296.00	000100	2.6		6,365.00	000100	16.0
	4,300.00	000100	20.9		6,370.00	000100	9.3
	4,370.00	000100	3.8		6,386.00	000100	150.6
	4,375.00	000100	3.3		6,400.00	000100	75.8
	4,386.51	017200	439.6		6,414.33	000100	20.4
	4,486.05	000100	42.0		6,437.50	000100	249.9
	4,500.00	000100	43.3		6,438.75	017900	49.4
	4,500.00	017400	666.3		6,484.77	023500	3.4
	4,500.00	021500	13.7		6,500.00	000100	1,844.9
	4,500.00	024500	6.2		6,500.00	017600	1.5
	4,500.00	025100	3.9		6,500.00	017900	165.6
	4,517.00	003200	49.5		6,500.00	021000	5.2
	4,518.00	024500	8.0		6,500.00	021200	42.9
	4,600.00	000100	6.9		6,500.00	021500	9.3
	4,600.00	027100	9.4		6,500.00	025100	47.9
	4,725.00	013600	1.2		6,598.00	000100	98.3
	4,750.00	000100	2.1		6,600.00	017900	54.7
	4,750.00	017200	2.5		6,630.00	003100	4.7
	4,850.00	021500	141.8		6,630.00	017900	26.6
	4,900.00	000100	3.0		6,643.50	017900	280.8
	5,000.00	000100	816.7		6,667.00	025000	220.2
	5,000.00	014100	9.2		6,695.00	000100	656.4
	5,000.00	024500	7.4		6,700.00	000100	197.8
	5,000.00	024800	0.5		6,730.00	021500	1.3
	5,000.00	025100	10.2		6,750.00	000100	87.3
	5,017.71	000100	200.3		6,760.00	000100	2.7
	5,200.00	000100	19.0		6,800.00	000100	409.5
	5,200.00	021500	4.0		6,800.00	024800	55.1
	5,202.00	017800	39.2		6,800.00	026900	24.0
	5,250.00	020800	18.8		6,807.94	000100	86.2
	5,300.00	000100	10.2		6,825.00	000100	135.1
	5,400.00	000100	202.3		6,825.00	017900	129.5
	5,445.00	000100	11.5		6,846.50	024500	22.4
	5,491.00	000100	4.5		6,850.00	000100	41.8
	5,500.00	000100	185.5		6,895.85	000100	103.0
	5,500.00	017000	24.5		6,900.00	000100	221.8
	5,500.00	017400	259.9		6,900.00	024800	19.6
	5,500.00	019400	14.4		6,911.00	000100	355.2
	5,500.00	021200	3.5		6,924.72	000100	13.8
	5,500.00	021300	4.1		6,928.00	000100	22.4
	5,500.00	024500	12.4		7,000.00	000100	707.4
	5,600.00	000100	5.4		7,000.00	003100	12.9
	5,750.00	000100	3.1		7,000.00	011600	17.7
	5,750.00	017900	47.7		7,000.00	014500	1.1
	5,800.00	000100	528.8		7,000.00	017900	73.9
	5,900.00	013800	5.4		7,000.00	020800	7.8
	5,923.36	000100	5.1		7,000.00	021500	5.5
	6,000.00	000100	758.1		7,000.00	022700	4.3
	6,000.00	003100	15.1		7,000.00	023100	24.0
	6,000.00	017400	5.1		7,000.00	024800	28.4
	6,000.00	017800	4.0		7,000.00	025100	44.9
	6,000.00	021200	103.7		7,000.00	027800	17.4
	6,000.00	021500	1.6		7,027.90	000100	0.7
	6,000.00	021800	8.3		7,035.00	000100	85.6
	6,000.00	024800	17.6		7,035.00	026900	75.8
	6,000.00	025100	127.9		7,036.86	000100	15.2
	6,000.00	028000	8.8		7,045.50	000100	44.7
	6,034.00	000100	26.9		7,075.00	017400	163.1
	6,045.00	000100	306.8		7,100.00	000100	14.3
	6,064.00	025000	53.8		7,166.00	025000	104.1
	6,086.00	000100	2,049.5		7,166.25	000100	32.8
	6,100.00	000100	47.2		7,167.00	024500	10.2
	6,138.36	024500	8.3		7,194.27	000100	19.9
	6,166.00	021500	77.9		7,200.00	000100	382.3
	6,174.00	000100	95.2		7,210.00	017900	57.9
					7,221.00	000100	5.4

**TABLE 8: BASE PRICE PAID TO GROWERS FOR GRAPES CRUSHED AND DELIVERED TO CALIFORNIA PROCESSORS FROM THE 2023 CROP WITH BRIX FACTORS AND PURCHASED TONNAGE, BY TYPE, VARIETY, REPORTING DISTRICT WHERE GROWN, AND WEIGHTED AVERAGE BASE PRICE**

District, Type, and Variety	Base Price	Brix	Tons	District, Type, and Variety	Base Price	Brix	Tons
	Per Ton	Factors			Per Ton	Factors	
	Dollars	Code <sup>1</sup>			Dollars	Code <sup>1</sup>	
<b>DISTRICT 4 (Cont'd)</b>							
Cabernet Sauvignon (Cont'd)	7,231.80	000100	6.1		8,000.00	026900	147.4
	7,247.42	000100	32.8		8,000.00	027800	9.8
	7,250.00	000100	17.8		8,000.00	028100	4.6
	7,250.00	017900	112.1		8,000.00	028840	5.2
	7,250.00	025000	43.6		8,012.00	000100	15.0
	7,300.00	000100	11.7		8,017.00	003200	13.6
	7,315.00	000100	2.5		8,023.01	024300	18.1
	7,350.00	000100	18.2		8,082.00	000100	2.9
	7,400.00	000100	47.3		8,082.06	000100	7.6
	7,467.50	017900	75.0		8,083.00	000100	8.4
	7,490.00	000100	122.8		8,100.00	000100	5.8
	7,495.00	000100	4.7		8,100.00	017900	12.3
	7,497.00	000100	23.5		8,100.00	026900	11.7
	7,497.59	000100	155.8		8,150.00	000100	3.2
	7,500.00	000100	818.6		8,160.00	000100	5.4
	7,500.00	003100	18.9		8,174.71	000100	12.4
	7,500.00	019600	4.0		8,200.00	000100	343.0
	7,500.00	020800	74.1		8,200.00	026900	42.3
	7,500.00	021200	12.1		8,200.00	028200	15.4
	7,500.00	022800	2.7		8,202.85	000100	9.9
	7,500.00	023500	24.3		8,245.59	000100	54.6
	7,500.00	024800	59.0		8,250.00	000100	25.8
	7,500.00	025000	92.8		8,269.00	025000	394.5
	7,500.00	025400	1.1		8,295.00	000100	152.0
	7,500.00	027800	8.1		8,300.00	000100	87.9
	7,560.00	000100	111.1		8,306.12	000100	42.2
	7,561.00	000100	25.5		8,322.59	000100	22.1
	7,589.19	000100	11.1		8,325.02	017900	58.3
	7,592.00	000100	17.8		8,333.00	000100	103.6
	7,600.00	000100	263.7		8,373.57	000100	29.0
	7,608.00	000100	7.8		8,375.60	000100	2.9
	7,612.22	000100	16.1		8,381.85	000100	8.3
	7,650.00	000100	9.1		8,383.65	021500	65.6
	7,700.00	000100	60.9		8,400.00	000100	301.9
	7,700.00	021500	4.1		8,424.15	024800	8.2
	7,700.00	025100	17.3		8,425.00	000100	107.8
	7,720.00	000100	2.4		8,450.00	000100	49.7
	7,750.00	000100	31.3		8,450.00	021500	5.9
	7,750.00	024800	117.2		8,453.00	000100	12.5
	7,761.96	021000	302.9		8,463.00	000100	31.3
	7,787.73	000100	90.2		8,464.27	000100	1.9
	7,787.78	000100	14.7		8,483.00	000100	38.5
	7,794.57	000100	11.4		8,487.00	000100	4.4
	7,795.30	000100	7.1		8,500.00	000100	423.0
	7,800.00	000100	368.8		8,500.00	017600	1.9
	7,800.00	026900	79.1		8,500.00	017900	40.6
	7,813.97	021500	223.6		8,500.00	021000	0.7
	7,820.00	000100	20.2		8,500.00	021500	64.2
	7,834.47	000100	53.6		8,500.00	024800	185.1
	7,840.01	017800	21.6		8,500.00	025100	7.9
	7,856.00	000100	24.8		8,500.00	025400	18.5
	7,868.95	000100	54.2		8,500.00	026900	38.7
	7,869.00	000100	41.4		8,500.00	027800	10.0
	7,869.00	025000	77.5		8,500.00	028000	5.6
	7,872.00	000100	13.2		8,513.32	027100	70.7
	7,875.00	000100	33.9		8,515.00	000100	0.2
	7,875.00	025100	19.3		8,517.60	000100	23.4
	7,887.73	000100	29.2		8,519.70	000100	14.0
	7,900.00	000100	144.3		8,543.38	000100	7.7
	7,930.00	000100	28.0		8,547.00	020800	8.5
	7,956.00	000100	4.0		8,547.83	000100	2.7
	7,968.95	000100	1.5		8,550.00	000100	25.9
	7,968.96	000100	1.5		8,551.65	017900	108.5
	8,000.00	000100	916.1		8,600.00	000100	65.5
	8,000.00	003200	51.7		8,622.00	000100	22.1
	8,000.00	011600	2.8		8,653.03	000100	122.1
	8,000.00	013600	0.5		8,699.38	000100	72.5
	8,000.00	017900	249.4		8,700.00	000100	89.3
	8,000.00	020800	5.0		8,700.00	021500	101.2
	8,000.00	021500	64.5		8,700.00	024800	38.8
	8,000.00	024500	2.7		8,700.00	026900	55.7
	8,000.00	024800	270.7		8,713.00	000100	0.8
	8,000.00	025100	9.1		8,727.20	000100	30.8
	8,000.00	025300	14.7		8,733.76	000100	103.0
					8,737.34	000100	50.1

**TABLE 8: BASE PRICE PAID TO GROWERS FOR GRAPES CRUSHED AND DELIVERED TO CALIFORNIA PROCESSORS FROM THE 2023 CROP WITH BRIX FACTORS AND PURCHASED TONNAGE, BY TYPE, VARIETY, REPORTING DISTRICT WHERE GROWN, AND WEIGHTED AVERAGE BASE PRICE**

District, Type, and Variety	Base Price	Brix	Tons	District, Type, and Variety	Base Price	Brix	Tons
	Per Ton	Factors			Per Ton	Factors	
	Dollars	Code <sup>1</sup>			Dollars	Code <sup>1</sup>	
<b>DISTRICT 4 (Cont'd)</b>							
Cabernet Sauvignon (Cont'd)	8,739.49	000100	30.7		9,180.44	000100	7.3
	8,740.00	000100	4.0		9,180.44	021500	45.8
	8,743.00	000100	425.6		9,200.00	000100	131.8
	8,743.28	000100	542.5		9,204.71	000100	32.2
	8,743.28	003100	33.2		9,212.00	000100	8.9
	8,743.28	003200	40.2		9,223.99	000100	2.3
	8,743.28	021500	119.0		9,250.00	000100	125.0
	8,750.00	000100	74.4		9,252.00	000100	18.7
	8,773.00	023500	17.5		9,254.42	014100	4.3
	8,800.00	000100	157.4		9,256.00	000100	5.8
	8,800.00	024800	10.4		9,265.00	000100	27.3
	8,800.00	025100	4.1		9,266.25	000100	9.4
	8,802.60	000100	18.1		9,266.70	000100	4.9
	8,813.00	000100	15.2		9,273.00	000100	65.3
	8,813.38	000100	725.4		9,275.55	000100	16.3
	8,813.38	021500	45.9		9,278.77	000100	27.4
	8,813.88	000100	1.5		9,296.47	021500	37.4
	8,819.00	000100	31.6		9,300.00	000100	21.7
	8,819.37	000100	205.7		9,300.00	024800	20.8
	8,819.37	014000	113.1		9,305.00	024500	189.1
	8,819.37	020800	56.9		9,308.56	000100	6.9
	8,819.37	025400	1.5		9,319.17	017600	4.4
	8,842.55	003100	14.0		9,329.08	017900	15.9
	8,845.20	000100	5.6		9,350.00	000100	49.1
	8,845.36	000100	10.6		9,354.00	000100	3.7
	8,850.00	000100	11.2		9,355.31	000100	45.2
	8,874.89	024800	18.9		9,360.00	000100	59.4
	8,875.13	000100	45.8		9,372.00	000100	19.9
	8,882.50	000100	36.7		9,383.00	024500	21.5
	8,888.00	000100	2.2		9,400.00	026900	24.5
	8,890.09	000100	494.1		9,406.00	000100	22.7
	8,900.00	000100	72.1		9,432.78	000100	19.0
	8,925.00	000100	79.0		9,441.00	000100	33.9
	8,943.28	000100	7.6		9,442.74	000100	56.2
	8,947.00	000100	7.9		9,450.00	000100	60.1
	8,950.00	000100	32.9		9,450.00	024500	25.6
	8,950.00	002600	21.2		9,459.75	027600	11.7
	8,954.00	000100	21.5		9,480.00	000100	75.2
	8,986.78	000100	33.4		9,481.00	000100	2.8
	8,988.61	023000	48.0		9,494.00	000100	23.9
	8,992.00	000100	5.9		9,500.00	000100	552.6
	8,992.00	023000	4.1		9,500.00	011300	3.2
	8,992.84	000100	251.9		9,500.00	014100	8.7
	8,994.08	000100	31.2		9,500.00	017900	6.3
	8,997.00	000100	215.8		9,500.00	021000	11.0
	9,000.00	000100	886.4		9,500.00	021200	7.4
	9,000.00	011600	2.3		9,500.00	021500	30.3
	9,000.00	011650	5.0		9,500.00	023500	9.2
	9,000.00	013600	13.3		9,500.00	025100	7.2
	9,000.00	017900	78.0		9,500.00	028200	1.1
	9,000.00	021000	6.5		9,508.22	000100	4.5
	9,000.00	021950	1.6		9,518.00	024500	16.2
	9,000.00	024800	35.0		9,534.90	000100	7.8
	9,000.00	025000	3.3		9,535.33	003200	29.9
	9,000.00	025100	33.1		9,540.00	000100	4.4
	9,005.57	000100	30.7		9,548.10	000100	4.7
	9,010.00	000100	7.6		9,548.10	017900	9.0
	9,019.37	000100	18.4		9,550.00	000100	5.7
	9,022.50	000100	3.0		9,568.00	000100	6.9
	9,064.00	017900	6.7		9,572.00	000100	2.3
	9,087.66	000100	40.5		9,600.00	000100	1.9
	9,093.00	000100	32.0		9,613.00	024500	1.4
	9,093.45	000100	26.3		9,613.44	000100	52.0
	9,100.00	000100	5.0		9,617.00	000100	10.0
	9,100.00	017900	55.1		9,617.16	000100	17.0
	9,100.00	021200	12.2		9,617.61	000100	233.9
	9,107.06	025100	1.9		9,617.61	021500	109.4
	9,113.00	000100	6.2		9,620.00	017900	65.3
	9,115.33	000100	57.7		9,658.00	000100	8.4
	9,133.00	000100	17.0		9,669.00	000100	3.8
	9,170.45	017900	52.1		9,679.37	028200	3.2
	9,176.47	000100	8.3		9,693.00	000100	5.2
	9,176.64	000100	11.8		9,694.00	000100	4.6
	9,180.00	000100	12.0		9,694.00	024800	7.8
					9,700.00	000100	19.9

**TABLE 8: BASE PRICE PAID TO GROWERS FOR GRAPES CRUSHED AND DELIVERED TO CALIFORNIA PROCESSORS FROM THE 2023 CROP WITH BRIX FACTORS AND PURCHASED TONNAGE, BY TYPE, VARIETY, REPORTING DISTRICT WHERE GROWN, AND WEIGHTED AVERAGE BASE PRICE**

District, Type, and Variety	Base Price	Brix	Tons	District, Type, and Variety	Base Price	Brix	Tons
	Per Ton	Factors			Per Ton	Factors	
	Dollars	Code <sup>1</sup>			Dollars	Code <sup>1</sup>	
<b>DISTRICT 4 (Cont'd)</b>							
Cabernet Sauvignon (Cont'd)	9,700.90	000100	10.0		10,302.00	024500	8.4
	9,701.31	017600	37.9		10,312.60	000100	1.8
	9,708.00	000100	66.1		10,326.25	000100	11.8
	9,717.79	017900	106.1		10,337.00	000100	2.4
	9,744.00	000100	1.1		10,358.00	024500	6.4
	9,750.00	000100	97.5		10,362.57	000100	9.6
	9,750.00	014000	3.0		10,380.00	000100	5.8
	9,780.75	000100	15.4		10,383.64	000100	134.1
	9,785.00	000100	45.7		10,385.39	000100	44.9
	9,800.00	000100	1.4		10,400.00	000100	3.0
	9,800.00	024800	5.2		10,404.00	021500	11.1
	9,800.00	028800	29.8		10,425.00	000100	12.5
	9,820.28	024600	34.1		10,425.84	000100	9.2
	9,841.00	000100	3.8		10,446.00	000100	107.1
	9,850.00	000100	20.8		10,454.00	000100	1.6
	9,882.85	017900	22.3		10,478.00	000100	51.7
	9,883.00	000100	12.3		10,480.51	000100	8.1
	9,883.28	000100	11.5		10,480.51	017900	44.1
	9,900.00	000100	18.1		10,487.39	000100	26.7
	9,917.49	021500	5.9		10,487.39	025400	12.2
	9,922.50	000100	6.4		10,491.93	000100	6.9
	9,927.00	000100	18.5		10,491.94	000100	159.6
	9,933.00	000100	0.1		10,492.00	000100	18.3
	9,961.35	000100	11.4		10,500.00	000100	387.4
	9,975.00	000100	11.6		10,500.00	017800	21.1
	9,976.58	000100	16.1		10,500.00	021000	2.3
	9,979.00	000100	44.1		10,500.00	024500	22.0
	9,990.00	000100	20.7		10,500.00	027800	1.2
	9,990.00	026900	15.5		10,500.00	028000	4.4
	9,995.83	000100	10.8		10,547.75	000100	31.2
	10,000.00	000100	1,490.1		10,576.06	000100	98.8
	10,000.00	002600	17.9		10,583.24	000100	51.6
	10,000.00	003100	34.5		10,600.00	000100	16.2
	10,000.00	003200	74.5		10,603.00	000100	7.5
	10,000.00	011600	7.2		10,620.00	000100	57.1
	10,000.00	014500	6.2		10,650.00	000100	6.8
	10,000.00	017900	79.7		10,660.00	000100	31.9
	10,000.00	020900	0.5		10,666.22	000100	759.8
	10,000.00	024500	24.0		10,670.00	000100	300.9
	10,000.00	024800	26.6		10,675.00	000100	8.6
	10,000.00	025100	11.0		10,689.75	014100	20.0
	10,000.00	027100	17.0		10,692.33	000100	3.1
	10,000.00	027600	3.6		10,695.00	000100	3.9
	10,000.00	027800	17.2		10,700.00	000100	35.5
	10,004.50	000100	55.6		10,731.74	000100	4.0
	10,034.00	000100	46.3		10,734.00	000100	10.2
	10,039.64	000100	18.6		10,736.00	000100	7.5
	10,042.36	000100	39.4		10,746.00	000100	250.7
	10,043.82	017900	40.3		10,749.28	000100	15.5
	10,050.00	000100	2.4		10,762.00	000100	6.0
	10,050.41	000100	14.8		10,781.25	000100	1.7
	10,053.93	000100	12.0		10,784.00	000100	11.0
	10,054.77	000100	31.0		10,785.24	000100	21.0
	10,054.77	017800	31.3		10,788.78	000100	1.3
	10,055.00	000100	5.6		10,789.48	017900	53.5
	10,055.00	025100	3.0		10,792.98	000100	5.1
	10,080.00	000100	16.9		10,805.74	017900	92.9
	10,097.00	000100	13.6		10,815.00	000100	11.0
	10,097.00	024500	70.9		10,815.00	017900	19.6
	10,125.00	000100	22.5		10,816.29	025100	7.8
	10,129.00	000100	13.3		10,842.00	000100	22.1
	10,130.00	021600	3.5		10,902.00	000100	33.1
	10,135.00	000100	8.8		10,902.00	024800	30.2
	10,135.39	000100	95.2		10,917.20	017900	236.8
	10,142.28	000100	5.4		10,927.00	000100	14.1
	10,144.79	000100	10.8		10,929.00	000100	4.2
	10,200.00	000100	16.6		10,929.10	000100	32.5
	10,223.52	000100	244.4		10,929.10	017800	10.6
	10,250.00	000100	26.4		10,935.00	021200	8.8
	10,250.00	024500	7.1		10,947.92	000100	21.7
	10,250.00	024800	12.5		10,983.01	000100	35.0
	10,273.27	000100	19.7		11,000.00	000100	511.1
	10,289.00	000100	24.3		11,000.00	017400	2.5
	10,300.00	000100	4.3		11,000.00	017900	17.4
					11,000.00	021500	4.0

**TABLE 8: BASE PRICE PAID TO GROWERS FOR GRAPES CRUSHED AND DELIVERED TO CALIFORNIA PROCESSORS FROM THE 2023 CROP WITH BRIX FACTORS AND PURCHASED TONNAGE, BY TYPE, VARIETY, REPORTING DISTRICT WHERE GROWN, AND WEIGHTED AVERAGE BASE PRICE**

District, Type, and Variety	Base Price	Brix	Tons	District, Type, and Variety	Base Price	Brix	Tons
	Per Ton	Factors			Per Ton	Factors	
	Dollars	Code <sup>1</sup>			Dollars	Code <sup>1</sup>	
<b>DISTRICT 4 (Cont'd)</b>							
Cabernet Sauvignon (Cont'd)	11,000.00	024800	3.2		11,800.00	000100	37.0
	11,000.00	025100	10.4		11,817.84	000100	3.1
	11,000.00	027800	5.6		11,825.00	000100	65.1
	11,000.00	028000	8.9		11,832.00	000100	5.6
	11,000.00	028200	12.0		11,833.00	000100	8.1
	11,016.73	000100	46.2		11,854.00	000100	12.1
	11,023.00	000100	38.3		11,880.00	000100	11.4
	11,023.75	000100	5.7		11,897.00	000100	0.7
	11,025.00	000100	22.2		11,906.15	000100	16.6
	11,032.32	000100	5.4		11,914.96	017900	9.5
	11,053.51	000100	25.8		11,981.00	021950	8.9
	11,055.94	000100	3.9		11,992.20	000100	2.1
	11,104.21	000100	21.6		12,000.00	000100	409.7
	11,125.00	024800	5.3		12,000.00	017900	105.9
	11,140.00	000100	2.8		12,000.00	024800	3.9
	11,151.00	000100	6.4		12,000.00	028200	16.7
	11,162.41	000100	45.4		12,075.00	000100	17.0
	11,183.00	000100	6.1		12,114.24	000100	200.4
	11,183.75	000100	20.9		12,165.40	000100	16.6
	11,203.97	000100	42.3		12,193.00	000100	3.8
	11,205.62	000100	22.2		12,224.70	027100	25.7
	11,230.13	000100	19.7		12,240.59	000100	12.9
	11,236.00	000100	9.0		12,250.00	000100	35.7
	11,241.00	000100	79.7		12,285.33	000100	44.0
	11,241.05	000100	462.5		12,332.77	064603	19.6
	11,250.00	024800	1.4		12,338.00	004255	47.4
	11,250.00	027800	13.1		12,378.80	000100	2.7
	11,256.33	000100	23.7		12,400.00	000100	5.3
	11,268.00	028300	2.4		12,420.00	000100	1.7
	11,274.00	024600	2.5		12,436.19	000100	5.4
	11,278.86	000100	5.2		12,438.40	000100	1.0
	11,292.53	000100	4.9		12,438.40	014000	1.0
	11,292.59	000100	4.5		12,485.99	000100	14.0
	11,300.00	000100	5.8		12,500.00	000100	340.7
	11,330.00	000100	2.2		12,500.00	002600	2.9
	11,340.00	000100	4.0		12,500.00	014500	2.1
	11,342.00	000100	45.4		12,500.00	017900	19.6
	11,353.89	017900	8.5		12,500.00	021600	6.1
	11,356.00	000100	11.0		12,500.00	024600	7.9
	11,357.00	024800	3.2		12,500.00	024800	2.5
	11,357.73	000100	19.7		12,500.00	025100	4.7
	11,360.79	000100	21.8		12,500.00	025300	5.5
	11,361.00	000100	5.4		12,500.00	026700	2.9
	11,366.00	027800	5.4		12,500.00	026900	8.7
	11,366.26	000100	10.2		12,500.00	027600	16.9
	11,400.00	000100	11.0		12,500.00	028000	8.1
	11,408.44	000100	43.5		12,505.00	028000	38.9
	11,409.82	000100	5.6		12,512.98	000100	71.9
	11,413.00	000100	1.8		12,519.83	000100	2.5
	11,444.00	000100	5.8		12,535.52	000100	2.9
	11,457.39	000100	4.1		12,600.00	000100	49.0
	11,457.95	000100	16.6		12,659.00	024600	11.2
	11,463.90	000100	8.5		12,666.66	000100	8.8
	11,500.00	000100	256.3		12,691.00	000100	6.0
	11,500.00	024500	13.4		12,718.07	000100	4.7
	11,509.85	000100	70.7		12,730.80	017900	9.3
	11,530.59	021200	3.8		12,738.00	004255	2.3
	11,531.52	000100	20.3		12,758.30	017800	55.3
	11,536.13	025400	5.4		12,875.00	000100	26.5
	11,550.00	000100	11.8		12,927.50	000100	8.9
	11,576.00	000100	3.0		12,935.94	000100	2.1
	11,592.74	000100	20.9		12,960.00	014500	3.4
	11,615.00	000100	9.4		12,960.00	017800	10.9
	11,623.52	017600	63.2		12,979.20	002600	6.9
	11,670.00	025400	1.3		12,979.20	024500	4.9
	11,679.83	024500	4.8		12,980.00	000100	1.9
	11,679.86	024500	13.7		12,988.00	021500	2.5
	11,681.59	000100	10.2		13,000.00	000100	534.0
	11,700.00	028100	0.7		13,000.00	017900	8.2
	11,729.76	021000	51.9		13,000.00	021600	4.1
	11,750.00	000100	14.2		13,000.00	023500	5.9
	11,766.00	000100	8.4		13,000.00	024500	31.8
	11,774.97	000100	6.3		13,000.00	024600	5.6
	11,781.00	000100	14.0		13,000.00	024800	4.5
					13,000.00	025000	9.2

**TABLE 8: BASE PRICE PAID TO GROWERS FOR GRAPES CRUSHED AND DELIVERED TO CALIFORNIA PROCESSORS FROM THE 2023 CROP WITH BRIX FACTORS AND PURCHASED TONNAGE, BY TYPE, VARIETY, REPORTING DISTRICT WHERE GROWN, AND WEIGHTED AVERAGE BASE PRICE**

District, Type, and Variety	Base Price	Brix	Tons	District, Type, and Variety	Base Price	Brix	Tons
	Per Ton	Factors			Per Ton	Factors	
	Dollars	Code <sup>1</sup>			Dollars	Code <sup>1</sup>	
<b>DISTRICT 4 (Cont'd)</b>							
Cabernet Sauvignon (Cont'd)	13,000.00	025100	9.4		14,602.00	000100	20.0
	13,000.00	027600	1.9		14,615.70	000100	5.0
	13,000.00	028000	0.5		14,640.00	000100	2.4
	13,000.00	029050	3.2		14,700.00	025100	9.9
	13,074.00	000100	8.9		14,733.12	017900	3.6
	13,087.25	000100	10.1		14,786.75	000100	35.7
	13,096.10	000100	6.3		14,860.80	000100	14.6
	13,096.10	017900	3.4		15,000.00	000100	602.3
	13,100.00	000100	3.0		15,000.00	017900	3.1
	13,100.64	025400	4.4		15,000.00	019650	2.9
	13,109.24	000100	26.8		15,000.00	021200	0.4
	13,115.00	000100	40.0		15,000.00	024500	1.5
	13,125.00	000100	92.9		15,000.00	024800	6.0
	13,125.00	003100	16.6		15,000.00	027600	6.5
	13,200.00	000100	2.4		15,000.00	027800	7.8
	13,211.37	000100	2.2		15,080.00	024500	12.8
	13,211.48	000100	7.9		15,141.00	000100	4.9
	13,212.85	000100	9.8		15,141.00	024500	5.9
	13,219.00	000100	3.0		15,225.00	000100	2.9
	13,230.00	000100	21.5		15,284.08	000100	8.7
	13,330.00	000100	1.3		15,284.08	017900	10.8
	13,440.00	066107	9.6		15,288.00	024500	6.3
	13,500.00	000100	114.9		15,300.74	000100	9.6
	13,500.00	014000	3.0		15,300.74	017800	43.9
	13,500.00	017900	7.7		15,311.11	003200	63.1
	13,500.00	024600	3.8		15,346.00	000100	14.1
	13,500.00	028000	6.0		15,357.11	000100	2.8
	13,517.00	003200	27.5		15,375.00	000100	3.9
	13,520.00	000100	2.1		15,383.05	000100	12.7
	13,520.00	067982	1.8		15,433.00	000100	32.5
	13,536.00	000100	5.2		15,435.00	000100	16.2
	13,563.82	000100	7.7		15,435.70	000100	4.9
	13,627.50	000100	1.7		15,500.00	000100	45.5
	13,630.00	000100	10.1		15,525.00	000100	10.2
	13,750.00	025100	5.1		15,600.00	000100	4.1
	13,781.25	000100	0.9		15,606.00	000100	5.9
	13,781.25	021200	2.8		15,636.00	000100	1.7
	13,808.39	025400	4.6		15,655.00	014400	18.7
	13,845.00	027800	6.2		15,700.00	000100	6.6
	13,870.00	000100	15.4		15,746.40	000100	6.9
	13,905.00	017900	55.7		15,750.00	000100	20.4
	13,953.58	000100	7.4		15,914.00	021600	8.4
	13,983.18	025100	65.2		16,000.00	000100	180.6
	14,000.00	000100	369.1		16,000.00	024600	2.0
	14,000.00	011600	1.5		16,000.00	025300	8.2
	14,000.00	017800	24.2		16,000.00	027600	6.4
	14,000.00	017900	3.4		16,040.00	027800	3.1
	14,000.00	021600	11.4		16,251.00	000100	8.7
	14,000.00	023500	3.1		16,374.00	000100	2.7
	14,000.00	024500	15.9		16,391.00	000100	12.3
	14,000.00	024800	8.1		16,500.00	000100	15.2
	14,000.00	025100	1.6		16,500.00	021600	1.6
	14,000.00	025300	4.8		16,537.50	000100	18.2
	14,000.00	070549	15.4		16,558.70	000100	6.7
	14,035.00	000100	5.7		16,600.00	000100	2.3
	14,040.00	000100	7.3		16,605.03	025400	2.2
	14,045.40	000100	22.5		16,637.50	000100	24.8
	14,145.00	000100	26.6		16,800.00	000100	12.9
	14,187.45	000100	8.7		16,811.60	000100	4.7
	14,200.00	070599	6.0		16,860.89	000100	9.2
	14,242.18	000100	3.5		16,883.00	023000	6.7
	14,300.00	000100	6.4		16,892.00	017900	10.5
	14,329.00	000100	5.8		17,000.00	000100	75.7
	14,332.50	017800	16.3		17,000.00	011650	1.8
	14,333.00	000100	5.6		17,000.00	027800	7.7
	14,343.35	000100	19.1		17,072.12	000100	28.7
	14,350.00	000100	6.7		17,081.00	000100	1.9
	14,351.00	000100	5.6		17,157.00	000100	8.9
	14,385.00	066107	3.6		17,250.00	000100	2.7
	14,420.00	024500	10.5		17,260.00	021200	4.1
	14,500.00	000100	81.1		17,300.00	000100	8.8
	14,500.00	024500	20.6		17,500.00	000100	95.4
	14,500.00	027600	6.3		17,500.00	017800	91.3
	14,560.00	017900	4.8		17,500.00	024800	1.2
					17,536.56	000100	37.2



**TABLE 8: BASE PRICE PAID TO GROWERS FOR GRAPES CRUSHED AND DELIVERED TO CALIFORNIA PROCESSORS FROM THE 2023 CROP WITH BRIX FACTORS AND PURCHASED TONNAGE, BY TYPE, VARIETY, REPORTING DISTRICT WHERE GROWN, AND WEIGHTED AVERAGE BASE PRICE**

District, Type, and Variety	Base Price	Brix	Tons	District, Type, and Variety	Base Price	Brix	Tons
	Per Ton	Factors			Per Ton	Factors	
	Dollars	Code <sup>1</sup>			Dollars	Code <sup>1</sup>	
<b>DISTRICT 4 (Cont'd)</b>							
Cabernet Sauvignon (Cont'd)	17,626.76	027600	17.9		30,625.00	014000	1.1
	17,627.38	000100	6.0		30,625.00	021500	9.6
	17,638.74	000100	3.3		30,680.00	000100	53.7
	17,811.00	000100	14.5		31,228.54	000100	1.8
	17,832.00	000100	1.9		31,228.88	000100	2.9
	17,857.00	000100	8.8		32,291.00	000100	1.5
	17,980.00	000100	1.1		32,500.00	000100	41.1
	18,000.00	000100	581.1		32,832.34	000100	13.7
	18,000.00	024800	4.2		32,908.00	000100	6.6
	18,100.00	000100	7.4		33,600.00	000100	76.7
	18,106.28	000100	16.4		33,750.00	000100	14.9
	18,161.00	000100	27.0		33,750.00	021500	6.5
	18,338.43	000100	1.8		33,750.00	021600	18.7
	18,500.00	000100	16.6		34,125.00	000100	6.8
	18,571.00	000100	5.8		34,500.00	000100	4.4
	18,626.31	000100	9.0		35,000.00	000100	6.1
	18,725.00	000100	2.8		35,437.50	000100	3.3
	18,750.00	000100	13.4		37,380.00	000100	1.1
	19,038.00	000100	12.0		37,500.00	000100	17.6
	19,181.00	000100	8.1		38,500.00	000100	2.9
	19,181.55	000100	10.3		39,375.00	000100	62.8
	19,273.95	000100	24.5		39,375.00	027800	12.0
	19,316.72	000100	5.2		40,320.00	000100	17.6
	19,411.88	000100	1.4		41,250.00	000100	5.4
	19,500.00	000100	13.4		42,400.00	000100	7.1
	19,505.00	000100	1.0		43,750.00	000100	78.3
	20,000.00	000100	323.7		45,027.50	000100	4.7
	20,000.00	021200	5.8		46,112.50	000100	10.7
	20,000.00	022800	1.4		47,500.00	000100	3.2
	20,000.00	027800	5.7		50,000.00	000100	60.0
	20,589.24	000100	11.8		51,625.00	000100	16.7
	20,650.68	000100	31.0		52,500.00	000100	41.6
	20,658.10	000100	5.4		62,825.00	000100	6.0
	21,000.00	000100	8.4	Wtd. Avg. Base & Total Tons	67,200.00	000100	7.1
	21,377.78	000100	15.8		9,234.88		56,626.4
	21,400.00	000100	43.3	Carignane	3,607.06	000100	2.1
	21,436.00	000100	3.0		4,370.77	023000	3.2
	21,500.00	000100	22.1	Wtd. Avg. Base & Total Tons	4,068.17		5.3
	21,555.91	000100	9.3	Charbono	470.60	000100	10.3
	21,579.36	000100	3.2		700.00	000100	3.4
	21,834.50	000100	51.1		4,000.00	000100	0.5
	22,000.00	000100	39.1		4,000.00	013100	9.9
	22,016.52	000100	74.4		4,163.00	000100	19.4
	22,022.00	000100	13.8		4,163.16	000100	8.7
	22,500.00	000100	53.4		4,163.16	014500	2.1
	22,984.41	000100	6.7		4,163.60	017800	3.2
	23,000.00	000100	269.8		4,200.00	000100	5.2
	23,250.00	000100	7.7		4,300.00	000100	20.4
	23,271.00	000100	4.5		4,500.00	000100	13.0
	23,812.00	000100	108.7		4,500.00	013600	0.8
	24,000.00	000100	47.7		4,800.00	000100	5.0
	24,750.00	000100	3.7		5,000.00	000100	4.1
	25,000.00	000100	77.6		5,000.00	003200	7.5
	25,000.00	021000	3.2		5,200.00	000100	3.4
	25,000.00	024500	4.2	Wtd. Avg. Base & Total Tons	3,928.27		116.9
	25,001.00	000100	77.4	Cinsaut *	3,754.59	000100	10.2
	25,006.97	024800	39.3	Wtd. Avg. Base & Total Tons	3,754.59		10.2
	25,476.99	021500	7.0	Counoise	1,800.00	000100	0.9
	25,817.39	000100	4.1		4,500.00	000100	3.5
	25,846.80	017800	14.2		6,172.90	000100	0.3
	26,250.00	000100	9.7	Wtd. Avg. Base & Total Tons	4,089.76		4.7
	26,250.00	024800	4.6	Gamay Noir Au Jus Blanc	1,333.00	011100	4.5
	26,269.00	000100	1.7		2,800.00	000100	3.6
	26,500.00	000100	3.9	Wtd. Avg. Base & Total Tons	1,985.00		8.1
	26,835.75	000100	2.7	Grenache *	900.00	000100	3.1
	27,236.00	000100	11.7		2,500.00	000100	3.9
	28,008.00	000100	6.8		3,079.00	000100	9.7
	28,500.00	000100	15.0		3,500.00	000100	19.0
	29,250.00	000100	8.5		3,600.00	000100	7.4
	29,500.00	000100	43.6				
	29,500.00	027800	11.3				
	30,000.00	000100	8.1				
	30,240.00	000100	46.6				
	30,625.00	000100	26.7				

**TABLE 8: BASE PRICE PAID TO GROWERS FOR GRAPES CRUSHED AND DELIVERED TO CALIFORNIA PROCESSORS FROM THE 2023 CROP WITH BRIX FACTORS AND PURCHASED TONNAGE, BY TYPE, VARIETY, REPORTING DISTRICT WHERE GROWN, AND WEIGHTED AVERAGE BASE PRICE**

District, Type, and Variety	Base Price	Brix	Tons	District, Type, and Variety	Base Price	Brix	Tons
	Per Ton	Factors			Per Ton	Factors	
	Dollars	Code <sup>1</sup>			Dollars	Code <sup>1</sup>	
<b>DISTRICT 4 (Cont'd)</b>							
Grenache * (Cont'd)	4,000.00	000100	11.1		6,615.00	000100	58.2
	4,150.00	000100	40.2		6,642.15	000100	31.2
	4,150.00	025400	0.9		6,642.15	014000	9.1
	4,300.00	000100	5.3		6,650.64	000100	12.8
	4,378.85	000100	16.1		6,700.00	000100	12.7
	4,378.85	014500	1.0		6,747.00	023000	1.0
	4,378.85	017800	1.3		6,747.67	000100	2.0
	4,379.00	000100	3.7		6,750.00	000100	1.0
	4,413.64	000100	18.2		6,800.00	000100	0.7
	4,415.85	000100	1.6		6,913.00	000100	4.8
	4,500.00	000100	8.6		7,000.00	000100	91.1
	4,600.00	000100	23.9		7,099.00	000100	7.6
	4,800.00	000100	1.1		7,166.00	000100	6.4
	4,857.44	000100	2.5		7,200.00	000100	4.2
	4,939.00	000100	15.7		7,227.05	000100	4.5
	5,000.00	000100	9.2		7,260.00	024800	50.6
	5,000.00	009200	9.1		7,260.29	021200	2.4
	5,000.00	009548	3.3		7,315.81	000100	1.3
	5,299.02	000100	7.3		7,500.00	000100	1.6
	5,400.00	000100	5.5		7,500.00	028200	2.9
	5,500.00	000100	7.0		7,546.49	000100	11.1
	5,500.00	043690	3.7		8,000.00	000100	12.1
	6,000.00	000100	1.6		8,052.00	000100	4.6
	6,000.00	014500	2.6		8,119.55	000100	5.4
	6,000.00	025400	1.8		8,434.59	000100	4.8
	6,172.90	000100	0.2		8,435.00	000100	5.7
Wtd. Avg. Base & Total Tons	4,371.10		245.6		8,436.48	021950	2.5
					8,462.70	000100	7.7
					8,482.00	000100	2.0
Grignolino	5,000.00	000100	13.7		8,500.00	000100	25.1
Wtd. Avg. Base & Total Tons	5,000.00		13.7		8,500.00	011600	1.7
					8,522.12	000100	7.4
Lagrein	4,500.00	000100	2.8		8,750.00	000100	4.5
Wtd. Avg. Base & Total Tons	4,500.00		2.8		8,820.00	000100	8.8
					8,840.00	000100	8.2
Malbec	500.00	000100	6.9		8,886.80	000100	8.0
	1,504.28	000100	8.2		8,980.19	017600	17.7
	1,850.00	000100	0.3		8,998.91	000100	4.2
	2,300.00	000100	4.4		9,000.00	000100	9.1
	2,500.00	000100	24.8		9,000.00	024800	0.5
	3,000.00	000100	26.0		9,066.67	025400	2.2
	3,000.00	021200	1.7		9,130.00	000100	1.5
	3,333.00	000100	1.6		9,223.88	000100	1.3
	3,500.00	000100	24.4		9,250.00	025100	2.5
	3,700.00	000100	9.3		9,500.00	000100	2.1
	3,800.00	021200	1.2		9,561.34	000100	23.1
	4,000.00	000100	1.6		9,963.00	025400	0.2
	4,440.05	017600	9.4		10,000.00	000100	8.0
	4,500.00	000100	16.7		10,129.58	000100	1.9
	4,500.00	021800	4.2		11,000.00	000100	0.9
	4,655.00	021500	23.0		11,500.00	000100	2.1
	4,800.00	000100	5.8		12,224.70	027100	5.1
	4,850.00	021500	6.0		14,000.00	000100	5.5
	5,000.00	000100	91.0		16,289.00	000100	0.6
	5,445.00	000100	0.3		18,000.00	000100	7.9
	5,500.00	000100	5.4		33,600.00	000100	5.3
	5,500.00	024500	10.1	Wtd. Avg. Base & Total Tons	6,610.44		1,139.1
	5,500.00	025000	15.3				
	5,750.00	000100	1.0	Mencia <sup>3</sup>	2,774.00	017800	3.1
	5,800.00	000100	4.2	Wtd. Avg. Base & Total Tons	2,774.00		3.1
	5,830.00	000100	14.3				
	6,000.00	000100	87.2	Merlot	200.00	000100	18.0
	6,000.00	021200	13.7		396.77	000100	4.5
	6,200.00	000100	7.0		500.00	000100	9.1
	6,225.00	000100	7.2		1,000.00	021200	2.0
	6,250.00	000100	2.1		1,300.00	000100	21.5
	6,273.28	000100	5.5		1,400.00	017400	18.6
	6,300.00	000100	3.2		1,700.00	000100	106.7
	6,350.00	000100	11.4		1,850.00	000100	1.5
	6,400.20	000100	3.4		2,000.00	000100	5.5
	6,500.00	000100	61.2		2,500.00	000100	16.3
	6,570.05	000100	18.6		2,500.00	017400	13.1
	6,600.00	000100	33.5		2,553.03	017600	1.4
	6,600.26	000100	12.7		2,700.00	000100	8.5
	6,604.90	000100	27.9		2,778.00	000100	48.9

**TABLE 8: BASE PRICE PAID TO GROWERS FOR GRAPES CRUSHED AND DELIVERED TO CALIFORNIA PROCESSORS FROM THE 2023 CROP WITH BRIX FACTORS AND PURCHASED TONNAGE, BY TYPE, VARIETY, REPORTING DISTRICT WHERE GROWN, AND WEIGHTED AVERAGE BASE PRICE**

District, Type, and Variety	Base Price	Brix	Tons	District, Type, and Variety	Base Price	Brix	Tons
	Per Ton	Factors			Per Ton	Factors	
	Dollars	Code <sup>1</sup>			Dollars	Code <sup>1</sup>	
<b>DISTRICT 4 (Cont'd)</b>					4,440.05	000100	17.9
Merlot (Cont'd)	2,800.00	000100	10.8		4,441.60	069115	11.9
	2,900.00	000100	19.6		4,455.78	000100	17.0
	2,924.55	000100	3.2		4,460.45	000100	17.7
	2,990.00	000100	7.0		4,468.41	000100	7.9
	3,000.00	000100	10.1		4,486.00	000100	49.8
	3,000.00	017000	0.4		4,486.00	024800	35.1
	3,150.00	000100	23.7		4,486.05	000100	185.3
	3,164.00	021500	29.5		4,486.05	021200	18.0
	3,190.97	000100	9.8		4,486.05	024500	4.5
	3,200.00	000100	10.9		4,486.29	000100	12.7
	3,229.18	000100	6.2		4,486.29	026900	22.5
	3,250.00	000100	13.2		4,494.00	000100	122.1
	3,284.32	023500	12.0		4,500.00	000100	353.9
	3,300.00	000100	26.3		4,500.00	021200	3.9
	3,400.00	024800	90.7		4,500.00	023400	13.7
	3,468.00	017800	39.3		4,500.00	024800	262.3
	3,500.00	000100	22.9		4,524.87	000100	106.2
	3,500.00	021000	21.4		4,524.87	021500	15.1
	3,500.00	021200	116.9		4,525.00	000100	34.5
	3,553.10	000100	2.8		4,526.00	024500	5.1
	3,600.00	000100	87.4		4,526.72	000100	19.6
	3,600.00	021200	138.1		4,526.72	014000	11.8
	3,636.70	000100	150.1		4,526.72	019000	65.6
	3,700.00	000100	151.6		4,526.72	020800	76.8
	3,726.00	000100	19.0		4,527.00	024500	22.4
	3,762.00	000100	5.6		4,545.00	000100	32.2
	3,775.80	024500	11.1		4,545.88	000100	12.2
	3,800.00	000100	117.7		4,550.00	000100	5.5
	3,800.00	021200	6.4		4,550.00	011600	3.4
	3,802.50	000100	66.7		4,600.00	000100	7.8
	3,900.00	000100	16.3		4,600.00	020800	5.4
	3,924.70	000100	16.3		4,607.95	000100	18.6
	3,934.39	000100	6.7		4,635.00	023000	30.6
	3,980.03	000100	58.3		4,650.00	000100	14.8
	4,000.00	000100	286.3		4,700.00	000100	14.7
	4,000.00	017600	9.6		4,710.35	000100	10.8
	4,000.00	021200	2.1		4,750.00	000100	19.3
	4,000.00	024800	222.4		4,800.00	000100	26.9
	4,007.52	025100	13.2		4,800.00	025100	5.9
	4,012.00	000100	3.7		4,821.64	000100	5.6
	4,012.00	024800	1.4		4,854.00	000100	117.4
	4,012.37	024300	6.3		4,878.00	025100	3.5
	4,026.16	024800	73.6		4,885.83	000100	19.9
	4,036.81	026900	63.6		4,900.00	000100	24.4
	4,042.50	000100	82.6		4,909.60	000100	2.3
	4,071.00	000100	21.9		4,934.65	000100	9.7
	4,084.76	000100	109.7		4,935.09	000100	12.6
	4,095.00	000100	31.8		4,949.00	000100	6.8
	4,095.00	013800	11.5		4,958.30	000100	4.3
	4,100.00	000100	81.0		4,963.98	000100	10.6
	4,100.00	026900	3.7		4,979.39	000100	5.4
	4,152.85	020800	75.2		4,979.39	017600	16.5
	4,159.00	000100	2.0		4,979.39	025100	5.4
	4,159.00	019600	2.4		4,980.00	000100	3.6
	4,190.00	025000	150.0		4,980.00	024500	4.8
	4,200.00	000100	7.2		5,000.00	000100	428.8
	4,200.00	022700	12.4		5,000.00	003200	5.2
	4,200.00	025100	2.1		5,000.00	011600	0.9
	4,212.00	024800	12.9		5,000.00	024500	1.1
	4,219.73	000100	22.6		5,000.00	024800	31.0
	4,227.47	024800	15.8		5,000.00	025100	4.4
	4,232.10	000100	83.4		5,000.00	026900	25.0
	4,234.00	000100	23.2		5,031.00	000100	68.8
	4,235.00	000100	11.9		5,033.70	000100	13.2
	4,250.00	000100	162.7		5,069.00	000100	12.0
	4,250.00	002600	10.5		5,106.06	017600	30.0
	4,300.00	000100	35.8		5,158.96	000100	22.6
	4,326.40	000100	12.0		5,170.00	000100	6.5
	4,360.00	002600	17.6		5,172.32	000100	33.3
	4,392.13	017400	1.5		5,175.82	021000	40.8
	4,400.00	000100	21.3		5,200.00	000100	46.0
	4,400.00	024800	45.6		5,200.00	024800	49.9
	4,400.00	025100	3.1		5,203.60	000100	77.9
	4,411.76	000100	39.6		5,209.31	000100	1.1

**TABLE 8: BASE PRICE PAID TO GROWERS FOR GRAPES CRUSHED AND DELIVERED TO CALIFORNIA PROCESSORS FROM THE 2023 CROP WITH BRIX FACTORS AND PURCHASED TONNAGE, BY TYPE, VARIETY, REPORTING DISTRICT WHERE GROWN, AND WEIGHTED AVERAGE BASE PRICE**

District, Type, and Variety	Base Price	Brix	Tons	District, Type, and Variety	Base Price	Brix	Tons
	Per Ton	Factors			Per Ton	Factors	
	Dollars	Code <sup>1</sup>			Dollars	Code <sup>1</sup>	
<b>DISTRICT 4 (Cont'd)</b>							
Merlot (Cont'd)	5,250.00	000100	116.9		8,349.19	000100	4.2
	5,300.00	000100	2.4		8,475.00	000100	8.1
	5,372.80	000100	8.3		8,500.00	000100	32.5
	5,383.00	000100	38.6		8,500.00	027600	1.3
	5,390.00	000100	1.7		8,672.00	000100	5.6
	5,400.00	000100	8.8		8,819.37	000100	5.8
	5,410.21	000100	11.3		8,820.00	000100	2.7
	5,445.00	000100	0.6		8,850.00	000100	1.3
	5,450.00	000100	4.0		8,972.00	000100	17.5
	5,500.00	000100	76.5		9,000.00	000100	4.7
	5,500.00	024500	6.0		9,000.00	011600	0.1
	5,500.00	025100	30.4		9,000.00	024800	3.0
	5,500.00	028200	4.6		9,176.64	000100	4.7
	5,512.50	025100	3.5		9,500.00	000100	4.2
	5,560.70	026800	9.2		9,700.00	000100	3.8
	5,640.00	000100	5.1		9,781.00	000100	24.4
	5,658.00	003100	24.1		10,000.00	000100	15.6
	5,682.00	000100	5.2		10,536.00	000100	6.1
	5,682.35	000100	95.9		11,000.00	000100	3.2
	5,700.00	000100	1.8		11,433.13	000100	7.1
	5,700.00	024800	23.2		11,500.00	000100	0.7
	5,750.00	000100	8.5		12,000.00	000100	1.2
	5,774.16	017600	30.1		12,224.70	027100	3.4
	5,775.00	000100	19.3		13,337.69	000100	4.6
	5,775.00	021200	8.0		14,900.00	000100	2.3
	5,800.00	000100	7.5		15,000.00	000100	1.9
	5,835.57	000100	18.7		15,817.99	000100	2.2
	5,864.00	000100	19.0		16,000.00	000100	5.1
	5,884.74	000100	16.1		16,000.00	025100	13.9
	5,898.00	000100	8.3		17,000.00	024500	5.3
	5,907.41	017600	7.7		18,000.00	000100	2.1
	6,000.00	000100	61.6		20,000.00	000100	12.8
	6,000.00	002600	8.3		21,555.91	000100	1.7
	6,000.00	024800	5.7		33,600.00	000100	8.4
	6,000.00	026900	5.6	Wtd. Avg. Base & Total Tons	4,714.71		7,691.2
	6,048.00	000100	3.9				
	6,100.00	000100	5.2	Meunier *	2,033.47	000100	28.7
	6,180.00	000100	1.6		2,073.34	000100	59.9
	6,250.00	000100	7.1		2,300.00	000100	7.5
	6,300.00	000100	13.1		2,400.00	000100	3.1
	6,300.00	025100	4.4		2,450.00	000100	7.8
	6,300.00	028000	17.2		2,498.06	000100	44.8
	6,327.00	000100	11.9	Wtd. Avg. Base & Total Tons	2,228.37		151.8
	6,500.00	000100	150.3				
	6,500.00	003100	11.6	Montepulciano	1,980.00	000100	2.0
	6,500.00	014500	2.1		4,500.00	025100	1.0
	6,500.00	025400	2.3	Wtd. Avg. Base & Total Tons	2,820.00		3.0
	6,598.00	000100	8.6				
	6,600.00	000100	5.2	Mourvedre *	2,774.00	017800	1.9
	6,600.00	025100	7.6		3,250.00	000100	12.7
	6,675.84	000100	3.9		3,982.36	000100	1.9
	6,706.00	004255	3.1		4,450.00	000100	2.4
	6,728.67	000100	5.0		4,500.00	000100	2.0
	6,750.00	000100	7.0		5,000.00	009548	0.6
	6,750.00	021200	7.8		13,000.00	000100	0.2
	6,787.31	000100	2.7		15,000.00	000100	0.9
	6,800.00	000100	20.0	Wtd. Avg. Base & Total Tons	4,110.27		22.6
	7,000.00	000100	73.7				
	7,000.00	021200	3.9	Nebbiolo	4,500.00	025100	0.2
	7,078.24	000100	4.9	Wtd. Avg. Base & Total Tons	4,500.00		0.2
	7,140.00	000100	4.8				
	7,223.00	000100	1.5	Negrette *	3,800.00	000100	0.7
	7,417.57	025400	1.9	Wtd. Avg. Base & Total Tons	3,800.00		0.7
	7,491.40	000100	17.5				
	7,500.00	000100	37.5	Petit Verdot	1,872.31	027100	1.7
	7,500.00	021200	1.0		2,000.00	000100	33.3
	7,561.67	000100	1.4		2,500.00	000100	1.3
	7,571.00	000100	2.2		2,774.00	017800	1.4
	7,614.23	000100	11.7		3,000.00	000100	4.0
	7,854.00	000100	4.9		3,500.00	000100	7.6
	8,000.00	000100	17.2		4,000.00	000100	19.4
	8,000.00	017200	1.9		4,495.95	000100	32.0
	8,150.00	000100	3.7		4,681.80	000100	22.9
	8,288.68	000100	3.9		4,774.05	000100	10.2

**TABLE 8: BASE PRICE PAID TO GROWERS FOR GRAPES CRUSHED AND DELIVERED TO CALIFORNIA PROCESSORS FROM THE 2023 CROP WITH BRIX FACTORS AND PURCHASED TONNAGE, BY TYPE, VARIETY, REPORTING DISTRICT WHERE GROWN, AND WEIGHTED AVERAGE BASE PRICE**

District, Type, and Variety	Base Price	Brix	Tons	District, Type, and Variety	Base Price	Brix	Tons
	Per Ton	Factors			Per Ton	Factors	
	Dollars	Code <sup>1</sup>			Dollars	Code <sup>1</sup>	
<b>DISTRICT 4 (Cont'd)</b>					8,900.00	000100	9.0
Petit Verdot (Cont'd)	5,000.00	000100	105.4		8,925.00	000100	5.3
	5,000.00	021200	0.5		9,000.00	000100	152.1
	5,000.00	025100	1.4		9,000.00	025100	6.9
	5,150.00	000100	26.3		9,100.00	017900	39.8
	5,250.00	020800	0.8		9,102.64	000100	8.7
	5,445.00	000100	0.3		9,141.49	000100	1.7
	5,500.00	000100	9.5		9,300.00	000100	1.4
	5,520.00	000100	2.5		9,305.00	024500	2.5
	5,576.06	000100	13.9		9,314.58	000100	14.2
	5,582.00	021500	2.6		9,380.00	000100	20.5
	5,973.00	000100	5.3		9,395.27	000100	9.2
	6,000.00	000100	9.9		9,433.58	000100	7.7
	6,200.00	000100	22.4		9,441.00	000100	14.2
	6,200.00	024800	2.0		9,498.00	000100	4.7
	6,275.00	000100	0.8		9,500.00	000100	28.7
	6,366.00	000100	2.1		9,546.06	000100	6.4
	6,500.00	000100	22.1		9,548.10	000100	4.7
	6,500.00	025000	9.1		9,600.00	000100	9.1
	6,800.00	000100	2.8		9,619.49	028000	3.3
	6,972.15	000100	0.9		9,635.00	000100	4.9
	6,972.15	024300	0.6		9,635.77	000100	2.2
	7,000.00	000100	9.6		9,650.00	000100	2.7
	7,000.00	021200	7.9		9,674.08	000100	5.3
	7,000.00	025100	5.4		9,734.00	024800	3.1
	7,050.00	000100	9.8		9,734.40	000100	6.6
	7,203.00	000100	0.7		9,734.40	021950	2.0
	7,250.00	000100	2.6		9,786.31	000100	1.7
	7,350.00	025100	0.3		9,800.00	000100	13.7
	7,500.00	000100	22.0		9,850.00	000100	1.5
	7,500.00	021200	8.0		9,868.47	025400	2.3
	7,575.00	000100	5.0		9,898.80	000100	9.3
	7,725.00	000100	7.0		10,000.00	000100	8.8
	7,750.00	000100	23.5		10,022.09	000100	4.2
	7,850.00	000100	1.3		10,194.00	000100	1.6
	7,872.00	000100	4.1		10,307.00	000100	6.6
	7,900.00	000100	2.0		10,307.26	000100	15.6
	7,915.00	000100	28.5		10,380.00	000100	1.9
	7,915.00	024500	19.0		10,491.00	000100	4.7
	7,915.34	000100	3.7		10,500.00	000100	3.1
	7,958.00	000100	3.8		10,500.00	024500	1.3
	7,958.44	000100	10.7		10,679.65	000100	1.4
	8,000.00	000100	8.4		10,961.15	000100	7.2
	8,000.00	017600	3.4		11,000.00	000100	2.0
	8,000.00	025400	1.0		11,250.00	000100	2.8
	8,018.00	000100	7.7		11,500.00	000100	1.4
	8,029.00	000100	2.8		11,500.00	024500	2.6
	8,029.80	025400	0.3		11,873.00	000100	2.5
	8,029.81	000100	30.7		12,045.00	028300	1.2
	8,029.81	014000	22.5		12,169.93	027100	2.7
	8,029.81	023500	2.6		12,600.00	000100	1.6
	8,141.34	000100	9.8		12,960.00	014400	0.1
	8,200.00	000100	37.6		12,980.00	000100	0.5
	8,210.00	000100	12.1		13,125.00	000100	1.1
	8,210.33	000100	2.7		14,000.00	000100	14.4
	8,229.00	000100	0.7		14,100.00	000100	4.4
	8,245.00	000100	7.5		14,500.00	000100	2.8
	8,250.00	000100	0.3		14,850.00	000100	1.8
	8,288.68	000100	0.6		15,000.00	000100	8.5
	8,300.00	000100	43.7		15,500.00	000100	2.8
	8,400.00	000100	5.6		15,554.00	000100	0.3
	8,450.00	000100	10.8		16,000.00	000100	0.9
	8,470.00	000100	8.0		16,184.00	000100	2.5
	8,500.00	000100	0.3		17,500.00	000100	3.3
	8,500.00	014400	1.2		18,000.00	000100	4.4
	8,500.00	029300	3.3		18,500.00	000100	5.1
	8,640.00	000100	7.1		18,571.43	000100	3.9
	8,700.00	000100	2.2		19,181.00	000100	2.1
	8,706.87	000100	4.9		19,181.55	000100	2.8
	8,707.00	024800	2.9		19,511.49	000100	2.3
	8,800.00	028800	2.4		21,143.00	000100	6.5
	8,832.79	000100	8.1		21,150.91	000100	1.3
	8,833.00	024800	1.4		21,834.50	000100	1.7
	8,850.00	000100	1.6		24,379.00	000100	1.4
	8,855.00	000100	7.2		27,920.45	000100	1.8

**TABLE 8: BASE PRICE PAID TO GROWERS FOR GRAPES CRUSHED AND DELIVERED TO CALIFORNIA PROCESSORS FROM THE 2023 CROP WITH BRIX FACTORS AND PURCHASED TONNAGE, BY TYPE, VARIETY, REPORTING DISTRICT WHERE GROWN, AND WEIGHTED AVERAGE BASE PRICE**

District, Type, and Variety	Base Price	Brix	Tons	District, Type, and Variety	Base Price	Brix	Tons
	Per Ton	Factors			Per Ton	Factors	
	Dollars	Code <sup>1</sup>			Dollars	Code <sup>1</sup>	
<b>DISTRICT 4 (Cont'd)</b>							
Petit Verdot (Cont'd)	28,257.80	000100	2.2		4,784.00	000100	11.6
	32,500.00	000100	2.1		4,794.00	000100	4.9
	33,600.00	000100	3.7		4,797.50	000100	4.5
	67,200.00	000100	0.7		4,800.00	000100	4.6
	75,000.00	000100	0.4		4,850.00	017800	7.4
Wtd. Avg. Base & Total Tons	8,355.78		1,375.7		4,882.83	000100	6.9
					4,895.57	000100	32.1
					4,900.00	000100	1.8
Petite Sirah	379.85	000100	1.3		4,924.70	000100	12.9
	396.77	000100	14.3		4,925.00	000100	5.0
	900.00	000100	11.9		4,928.07	000100	10.4
	1,973.00	000100	2.7		5,000.00	000100	65.0
	2,000.00	000100	2.6		5,000.00	013600	0.9
	2,000.00	023500	0.3		5,000.00	021000	11.7
	2,250.00	025100	1.0		5,000.00	024500	6.6
	2,447.79	000100	6.6		5,083.00	000100	3.8
	2,500.00	000100	28.8		5,150.00	000100	26.2
	2,500.00	017400	24.0		5,250.00	000100	4.4
	3,000.00	003100	2.4		5,459.00	017600	12.5
	3,103.49	013600	5.7		5,500.00	000100	20.0
	3,139.00	021500	7.5		5,596.25	027600	2.4
	3,200.00	000100	0.5		5,625.00	000100	10.6
	3,235.39	021000	3.3		5,665.00	000100	7.3
	3,350.00	000100	4.8		5,800.00	000100	5.8
	3,400.00	000100	24.3		5,817.45	000100	5.0
	3,400.00	017400	2.9		5,900.00	000100	1.8
	3,401.00	000100	5.8		5,929.70	000100	2.7
	3,500.00	000100	22.6		6,000.00	000100	15.6
	3,700.00	024500	12.1		6,000.00	002600	10.2
	3,800.00	000100	11.7		6,048.31	000100	3.4
	3,800.00	024800	10.8		6,200.00	000100	1.1
	3,994.95	000100	9.2		6,300.00	000100	1.4
	4,000.00	000100	17.0		6,313.00	000100	3.3
	4,000.00	021200	6.9		6,500.00	000100	6.6
	4,141.00	018100	56.7		6,524.54	000100	4.7
	4,142.02	000100	60.2		6,900.00	000100	2.0
	4,167.00	000100	3.9		7,000.00	000100	4.7
	4,182.41	000100	43.5		7,708.58	003200	10.3
	4,182.71	000100	27.2		10,000.00	000100	9.5
	4,190.24	000100	62.4		31,228.54	000100	2.4
	4,200.00	000100	5.2	Wtd. Avg. Base & Total Tons	4,469.06		1,539.3
	4,250.00	000100	5.4				
	4,300.00	000100	127.4	Pinot Noir *	200.00	000100	9.7
	4,374.52	000100	7.8		500.00	000100	1.7
	4,400.00	000100	15.2		1,000.00	000100	32.4
	4,400.00	021200	1.0		1,000.00	013400	0.8
	4,423.00	000100	39.0		1,900.00	000100	20.3
	4,438.94	000100	1.2		2,000.00	000100	19.8
	4,448.00	000100	9.8		2,020.00	000100	17.2
	4,450.00	000100	7.1		2,094.75	000100	137.0
	4,450.52	000100	132.4		2,100.00	000100	85.3
	4,450.52	003100	22.1		2,180.00	000100	2.1
	4,450.52	014400	2.2		2,194.50	000100	43.7
	4,450.52	017800	0.3		2,200.00	000100	10.0
	4,463.00	000100	11.3		2,250.00	000100	302.7
	4,477.00	000100	15.6		2,260.13	000100	11.3
	4,477.00	017400	0.6		2,300.00	000100	1.6
	4,480.00	000100	4.1		2,304.23	000100	130.5
	4,480.06	000100	14.1		2,305.34	000100	25.7
	4,500.00	000100	23.5		2,310.00	000100	105.4
	4,500.00	021200	5.8		2,350.00	000100	21.7
	4,500.00	024800	5.3		2,371.90	000100	48.2
	4,525.74	000100	6.3		2,376.58	000100	40.0
	4,550.80	000100	50.7		2,377.26	000100	38.8
	4,563.00	000100	4.9		2,377.57	000100	244.8
	4,570.78	021000	13.3		2,377.77	000100	88.2
	4,600.00	000100	0.3		2,400.00	000100	1.4
	4,600.00	017400	0.5		2,425.00	000100	45.8
	4,616.00	000100	48.2		2,448.56	000100	106.4
	4,700.00	000100	2.5		2,452.00	000100	612.6
	4,700.00	024800	2.0		2,484.60	000100	2.3
	4,750.00	000100	27.6		2,500.00	000100	159.9
	4,750.00	024800	13.2		2,500.00	017400	10.0
	4,754.33	000100	27.1		2,525.00	000100	25.4
	4,774.05	000100	27.4		2,538.62	000100	272.0

**TABLE 8: BASE PRICE PAID TO GROWERS FOR GRAPES CRUSHED AND DELIVERED TO CALIFORNIA PROCESSORS FROM THE 2023 CROP WITH BRIX FACTORS AND PURCHASED TONNAGE, BY TYPE, VARIETY, REPORTING DISTRICT WHERE GROWN, AND WEIGHTED AVERAGE BASE PRICE**

District, Type, and Variety	Base Price	Brix	Tons	District, Type, and Variety	Base Price	Brix	Tons
	Per Ton	Factors			Per Ton	Factors	
	Dollars	Code <sup>1</sup>			Dollars	Code <sup>1</sup>	
<b>DISTRICT 4 (Cont'd)</b>							
Pinot Noir * (Cont'd)	2,600.00	000100	295.3		8,750.00	000100	2.8
	2,645.00	000100	3.9		60,000.00	000100	5.9
	2,646.00	000100	161.9	Wtd. Avg. Base & Total Tons	2,938.93		5,008.7
	2,650.00	000100	24.0				
	2,675.00	000100	5.1	Primitivo	3,800.00	000100	2.3
	2,711.32	000100	26.4		4,220.61	000100	5.1
	2,725.00	000100	7.6		4,416.00	000100	6.3
	2,736.40	000100	5.4		4,500.00	000100	30.4
	2,736.41	000100	9.2	Wtd. Avg. Base & Total Tons	5,250.00	000100	1.0
	2,739.54	000100	19.7		4,437.60		45.1
	2,746.79	000100	12.8				
	2,750.00	000100	27.8	Refosco *	3,800.00	000100	1.4
	2,800.00	000100	31.8	Wtd. Avg. Base & Total Tons	3,800.00		1.4
	2,800.00	017400	4.3				
	2,811.38	000100	164.1	Sangiovese *	3,750.00	000100	5.5
	2,814.54	000100	48.7		3,850.00	000100	1.4
	2,814.54	014000	25.3		4,200.00	000100	1.5
	2,815.54	000100	9.9		4,240.92	020800	14.0
	2,835.00	000100	22.7		4,370.00	000100	7.5
	2,900.00	000100	27.6		4,500.00	000100	23.9
	3,000.00	000100	190.5		4,500.00	024800	5.4
	3,000.00	013600	2.5		4,500.00	025100	0.9
	3,010.05	000100	17.7		4,794.00	000100	1.7
	3,024.00	000100	7.2		5,000.00	000100	14.8
	3,100.00	000100	43.8		5,000.00	021000	6.7
	3,100.00	024300	12.6		5,200.00	000100	8.2
	3,150.00	000100	155.9		5,206.82	000100	5.9
	3,182.00	000100	3.4		5,250.00	000100	1.0
	3,200.00	000100	4.6		5,461.89	000100	47.2
	3,200.00	017600	4.7		5,462.00	000100	2.8
	3,250.00	000100	40.7		5,477.00	000100	1.9
	3,250.00	009300	1.3		5,477.31	000100	2.0
	3,300.00	000100	6.3		5,988.05	000100	34.7
	3,377.45	000100	7.0		6,000.00	000100	8.7
	3,400.00	021000	6.6		6,042.00	000100	6.0
	3,450.00	000100	58.2		6,500.00	000100	13.5
	3,465.00	000100	7.4		6,500.00	025400	4.3
	3,500.00	000100	186.1		7,000.00	000100	12.5
	3,500.00	017400	5.3		7,030.00	000100	0.5
	3,500.00	020800	15.3		7,072.00	025400	1.6
	3,520.00	000100	2.8		7,171.00	000100	1.9
	3,600.00	000100	138.4		9,176.65	000100	2.1
	3,600.00	007800	24.3	Wtd. Avg. Base & Total Tons	17,500.00	000100	5.6
	3,700.00	000100	29.1		5,721.14		243.7
	3,750.00	000100	49.0	St Laurent	3,000.00	000100	6.4
	3,800.00	000100	37.6	Wtd. Avg. Base & Total Tons	3,000.00		6.4
	3,805.00	000100	10.0				
	3,850.00	000100	2.9	Syrah *	900.00	000100	3.9
	3,950.00	013600	2.0		1,500.00	000100	0.8
	4,000.00	000100	16.1		2,000.00	000100	4.1
	4,000.00	017200	3.3		3,000.00	000100	8.9
	4,200.00	000100	10.5		3,000.00	020800	0.5
	4,500.00	000100	6.4		3,000.00	021000	5.0
	4,542.86	021000	4.4		3,200.00	000100	0.5
	4,681.00	000100	4.3		3,616.00	000100	1.0
	5,000.00	000100	3.8		3,750.00	021500	5.5
	5,000.00	019700	9.7		3,800.00	028200	0.4
	5,000.00	024500	6.1		3,884.71	000100	44.9
	5,250.00	000100	18.2		4,000.00	000100	41.1
	5,326.00	024500	7.8		4,000.00	017200	3.8
	5,402.25	000100	11.4		4,000.00	020800	2.3
	5,512.50	000100	6.4		4,074.23	000100	39.9
	5,700.00	000100	24.9		4,086.25	021500	8.6
	5,735.70	000100	24.9		4,200.00	000100	83.0
	5,775.00	019200	5.5		4,200.00	025100	4.2
	6,000.00	000100	12.5		4,292.50	000100	6.0
	6,500.00	000100	2.3		4,296.00	000100	5.6
	7,000.00	000100	53.7		4,300.00	000100	19.0
	7,497.00	000100	1.5		4,315.00	000100	28.4
	7,500.00	000100	61.0		4,325.00	000100	4.0
	7,524.56	000100	18.6		4,400.00	000100	1.8
	8,500.00	000100	5.3		4,422.34	000100	26.1
					4,500.00	000100	12.6
					4,500.00	011600	3.4

**TABLE 8: BASE PRICE PAID TO GROWERS FOR GRAPES CRUSHED AND DELIVERED TO CALIFORNIA PROCESSORS FROM THE 2023 CROP WITH BRIX FACTORS AND PURCHASED TONNAGE, BY TYPE, VARIETY, REPORTING DISTRICT WHERE GROWN, AND WEIGHTED AVERAGE BASE PRICE**

District, Type, and Variety	Base Price	Brix	Tons	District, Type, and Variety	Base Price	Brix	Tons
	Per Ton	Factors			Per Ton	Factors	
	Dollars	Code <sup>1</sup>			Dollars	Code <sup>1</sup>	
<b>DISTRICT 4 (Cont'd)</b>							
Syrah * (Cont'd)	4,500.00	024800	21.6		6,000.00	000100	2.5
	4,509.17	000100	59.0		6,000.00	066159	2.6
	4,520.25	000100	24.3	Wtd. Avg. Base & Total Tons	5,298.61		29.3
	4,532.00	000100	50.5				
	4,600.00	000100	4.7	Tinta Cao	4,500.00	000100	0.6
	4,644.51	000100	24.1	Wtd. Avg. Base & Total Tons	4,500.00		0.6
	4,658.82	000100	2.2				
	4,668.97	000100	61.4	Touriga Nacional *	4,500.00	000100	1.2
	4,669.00	000100	25.3	Wtd. Avg. Base & Total Tons	6,600.00	000100	0.4
	4,729.88	000100	0.9		5,025.00		1.6
	4,750.00	009548	2.6				
	4,784.23	025100	0.3	Valdiguie *	750.00	000100	1.2
	4,800.00	000100	13.1		2,431.48	000100	12.1
	4,800.00	021000	2.1		2,600.00	000100	1.2
	4,800.00	021500	1.9	Wtd. Avg. Base & Total Tons	3,000.00	000100	11.8
	4,850.00	000100	4.7		2,617.53		26.3
	4,961.00	024800	6.6	Zinfandel	500.00	000100	17.1
	5,000.00	000100	5.6		1,750.00	000100	2.0
	5,000.00	003200	15.1		2,000.00	000100	2.6
	5,000.00	021000	1.0		2,300.00	000100	4.3
	5,000.00	024800	11.2		2,400.00	000100	24.3
	5,079.00	000100	45.3		2,774.00	017800	8.4
	5,081.09	000100	2.3		3,000.00	000100	1.6
	5,092.00	000100	6.6		3,200.00	000100	56.2
	5,124.10	000100	12.6		3,203.00	021500	46.2
	5,135.87	000100	10.7		3,500.00	000100	20.8
	5,250.00	000100	2.8		3,500.00	021000	0.8
	5,418.00	000100	3.5		3,800.00	000100	7.4
	5,500.00	000100	16.7		3,961.28	014000	4.9
	5,500.00	017600	5.4		4,000.00	000100	96.6
	5,500.00	024500	7.4		4,000.00	003100	13.9
	5,500.00	024800	5.6		4,037.80	000100	31.2
	5,589.20	000100	7.6		4,085.00	000100	60.0
	5,602.76	024500	28.0		4,101.89	000100	31.3
	5,700.00	000100	1.6		4,200.00	000100	48.2
	5,800.00	000100	7.5		4,204.44	000100	88.7
	5,824.00	000100	1.7		4,214.98	000100	16.5
	6,000.00	000100	42.1		4,250.00	000100	4.9
	6,172.90	000100	14.3		4,300.00	000100	18.1
	6,174.00	000100	8.6		4,306.99	000100	125.4
	6,177.89	025400	7.3		4,350.00	000100	7.0
	6,250.00	000100	4.7		4,358.68	000100	8.3
	6,288.00	000100	4.6		4,400.00	000100	106.6
	6,351.00	000100	2.6		4,416.00	000100	11.8
	6,361.61	000100	13.8		4,436.15	000100	2.1
	6,400.00	000100	7.1		4,488.00	000100	9.6
	6,500.00	000100	15.5		4,500.00	000100	92.3
	6,552.00	070635	4.6		4,500.00	003200	13.1
	6,720.00	000100	17.9		4,523.70	000100	7.6
	6,760.00	000100	5.2		4,535.25	000100	90.1
	6,824.08	000100	2.3		4,537.34	000100	79.9
	6,967.55	025400	0.9		4,537.34	017400	3.6
	7,000.00	000100	12.0		4,542.00	000100	8.7
	7,300.00	024500	8.2		4,542.02	000100	5.6
	7,500.00	000100	3.8		4,545.00	000100	10.2
	8,070.00	024500	5.7		4,552.91	000100	41.9
	8,288.68	000100	5.9		4,553.20	000100	2.3
	8,500.00	000100	36.8		4,581.22	000100	114.5
	9,781.00	000100	2.0		4,581.22	027600	36.0
	10,000.00	000100	6.1		4,581.35	000100	87.7
	17,500.00	000100	0.3		4,583.00	000100	9.1
Wtd. Avg. Base & Total Tons	5,042.97		1,101.1		4,583.38	000100	103.5
					4,583.38	020800	54.9
Tannat	3,800.00	024800	3.2		4,600.00	000100	54.2
Wtd. Avg. Base & Total Tons	3,800.00		3.2		4,600.00	017400	3.1
					4,622.58	000100	22.9
Tempranillo *	3,900.00	024300	2.4		4,641.61	000100	242.2
	4,300.00	000100	2.1		4,692.00	000100	27.9
	4,500.00	000100	0.5		4,700.00	024800	4.1
	5,141.00	000100	4.9		4,710.83	000100	9.6
	5,305.00	000100	4.5		4,729.88	000100	5.2
	5,422.22	000100	5.1		4,747.08	000100	10.6
	5,720.00	000100	1.9		4,750.00	003100	20.2
	5,865.86	025400	2.8		4,750.00	020800	1.5



**TABLE 8: BASE PRICE PAID TO GROWERS FOR GRAPES CRUSHED AND DELIVERED TO CALIFORNIA PROCESSORS FROM THE 2023 CROP WITH BRIX FACTORS AND PURCHASED TONNAGE, BY TYPE, VARIETY, REPORTING DISTRICT WHERE GROWN, AND WEIGHTED AVERAGE BASE PRICE**

District, Type, and Variety	Base Price	Brix	Tons	District, Type, and Variety	Base Price	Brix	Tons
	Per Ton	Factors			Per Ton	Factors	
	Dollars	Code <sup>1</sup>			Dollars	Code <sup>1</sup>	
<b>DISTRICT 4 (Cont'd)</b>							
Zinfandel (Cont'd)	4,794.00	000100	23.5		700.00	000100	359.9
	4,797.50	000100	12.7		700.00	056900	49.8
	4,800.00	000100	65.5		750.00	000100	245.5
	4,800.00	003200	17.7		1,088.57	017200	198.6
	4,857.86	000100	68.8		1,200.00	000100	245.0
	4,870.00	000100	4.6		1,250.00	017600	4.1
	4,870.87	000100	12.2		1,350.00	021200	451.4
	4,878.00	000100	10.4		1,400.00	000100	200.5
	4,930.27	000100	3.2		1,600.00	000100	171.5
	4,973.83	000100	18.4		1,700.00	000100	179.8
	5,000.00	000100	48.2		1,800.00	000100	2.5
	5,000.00	003200	18.1		2,000.00	000100	4.3
	5,000.00	024800	20.7		2,100.00	000100	2.8
	5,041.72	000100	7.7		3,300.00	000100	12.1
	5,200.00	000100	6.3	Wtd. Avg. Base & Total Tons	936.95		3,373.5
	5,250.00	000100	57.2	Chenin Blanc	465.00	039790	357.3
	5,328.01	000100	29.1		561.87	000100	6.1
	5,400.00	000100	8.4		600.00	000100	336.8
	5,437.90	000100	21.9		600.00	009100	24.3
	5,500.00	000100	12.8		1,200.00	000100	0.6
	5,523.01	000100	4.3		1,500.00	000100	2.1
	5,625.00	000100	28.1		1,700.00	000100	2.1
	5,700.00	000100	4.5		2,250.00	000100	18.1
	5,750.00	000100	17.3		2,750.00	000100	8.9
	5,929.70	000100	8.7	Wtd. Avg. Base & Total Tons	606.73		756.3
	6,000.00	000100	37.8	Cortese	1,450.00	000100	5.9
	6,500.00	000100	18.5	Wtd. Avg. Base & Total Tons	1,450.00		5.9
	6,500.00	024800	5.8	Falaghina Greco <sup>2</sup>	1,450.00	000100	5.7
	6,517.00	003200	3.5	Wtd. Avg. Base & Total Tons	1,450.00		5.7
	6,757.00	000100	4.3	French Colombard	2,200.00	013600	4.6
	6,760.00	067982	12.0	Wtd. Avg. Base & Total Tons	2,200.00		4.6
	6,802.87	021200	3.2	Gewurztraminer	625.00	000100	252.3
	6,957.83	017400	2.4	Wtd. Avg. Base & Total Tons	1,600.00	000100	3.0
	6,958.00	000100	7.3		636.46		255.3
	7,000.00	000100	4.4	Grenache Blanc *	1,700.00	000100	3.3
	7,313.00	000100	5.0	Wtd. Avg. Base & Total Tons	1,700.00		3.3
	7,465.28	000100	5.7	Malvasia Bianca	1,500.00	000100	11.7
	7,470.00	000100	11.6		1,750.00	014000	1.5
	7,500.00	027600	24.6		1,800.00	000100	2.5
	7,673.14	000100	0.7	Wtd. Avg. Base & Total Tons	1,571.66		15.7
	8,000.00	000100	5.5	Muscat Blanc *	692.34	013400	2.2
	8,003.00	000100	4.0		1,262.00	000100	4.5
	8,092.00	000100	5.0		1,500.00	000100	23.1
	8,400.00	000100	8.3	Wtd. Avg. Base & Total Tons	1,404.43		29.8
	8,500.00	000100	6.6	Pinot Gris *	500.00	000100	22.1
	9,460.00	000100	10.9		600.00	009000	2,191.3
Wtd. Avg. Base & Total Tons	4,645.30		2,756.7		615.00	039715	67.9
Other Red Wine <sup>4</sup>	2,000.00	000100	1.4		675.00	000100	24.0
	4,500.00	000100	1.5		705.80	000100	67.2
	4,850.00	027100	13.8		1,200.00	000100	2.2
	5,000.00	000100	1.8		1,395.00	000100	131.1
	5,700.00	000100	2.1		1,400.00	000100	57.5
	6,060.00	000100	8.5		1,500.00	000100	26.3
	6,500.00	000100	6.5	Wtd. Avg. Base & Total Tons	1,800.00	000100	8.7
	8,250.00	000100	2.4	Muscat Blanc *	674.42		2,598.3
	8,653.00	002600	4.9	Sauvignon Blanc *	575.00	000600	544.5
	8,815.00	000100	1.7		1,200.00	000100	2.8
Wtd. Avg. Base & Total Tons	6,017.83		44.6		1,236.62	000100	12.7
					1,300.00	000100	3.2
<b>DISTRICT 5</b>					1,327.20	017200	365.7
<b>Wine Grapes (White)</b>					1,400.00	000100	90.7
Albarino *	561.87	000100	2.9		1,500.00	000100	92.0
	615.00	039820	162.2		1,514.00	000100	69.7
	1,000.00	000100	4.1		1,575.00	000100	39.9
	1,200.00	009100	3.1		1,700.00	000100	359.3
	1,500.00	000100	5.5				
	1,600.00	000100	5.0				
	1,800.00	000100	0.5				
Wtd. Avg. Base & Total Tons	689.32		183.3				
Chardonnay *	450.00	000100	818.6				
	561.87	000100	5.3				
	650.00	059825	421.8				

**TABLE 8: BASE PRICE PAID TO GROWERS FOR GRAPES CRUSHED AND DELIVERED TO CALIFORNIA PROCESSORS  
FROM THE 2023 CROP WITH BRIX FACTORS AND PURCHASED TONNAGE, BY TYPE, VARIETY, REPORTING DISTRICT  
WHERE GROWN, AND WEIGHTED AVERAGE BASE PRICE**

District, Type, and Variety	Base Price	Brix	Tons	District, Type, and Variety	Base Price	Brix	Tons
	Per Ton	Factors			Per Ton	Factors	
	Dollars	Code <sup>1</sup>			Dollars	Code <sup>1</sup>	
<b>DISTRICT 5 (Cont'd)</b>							
Sauvignon Blanc * (Cont'd)	1,800.00	000100	1.7	Charbono	1,200.00	000100	9.5
	1,900.00	000100	7.9		1,600.00	000100	2.3
	2,200.00	000100	439.0	Wtd. Avg. Base & Total Tons	1,277.97		11.8
	2,400.00	000100	128.5	Graciano	1,400.00	000100	1.1
Wtd. Avg. Base & Total Tons	1,463.71		2,157.6	Wtd. Avg. Base & Total Tons	1,400.00		1.1
Symphony	365.00	042790	90.5	Grenache *	1,100.00	000100	6.5
Wtd. Avg. Base & Total Tons	365.00		90.5		1,200.00	000100	1.1
Verdejo	561.87	000100	1.8		1,500.00	000100	7.2
Wtd. Avg. Base & Total Tons	561.87		1.8	Wtd. Avg. Base & Total Tons	2,100.00	000100	17.7
Verdelho	1,200.00	000100	10.8		2,100.00	000100	17.7
	1,500.00	020600	2.3	Wtd. Avg. Base & Total Tons	1,736.62		32.5
	1,600.00	000100	5.9	Malbec	1,700.00	000100	11.1
Wtd. Avg. Base & Total Tons	1,360.53		19.0		1,800.00	000100	21.5
Vermentino *	1,800.00	000100	0.5		5,000.00	000100	5.7
Wtd. Avg. Base & Total Tons	1,800.00		0.5	Wtd. Avg. Base & Total Tons	2,247.26		38.3
Viognier	565.00	070454	60.5	Merlot	1,400.00	000100	8.3
	700.00	000100	39.5		1,500.00	000100	23.5
	1,200.00	000100	4.3		1,700.00	000100	18.0
Wtd. Avg. Base & Total Tons	642.31		104.3		1,800.00	000100	0.5
White Riesling *	250.00	000100	1.8		2,250.00	024800	17.8
	650.00	038213	290.0	Wtd. Avg. Base & Total Tons	2,525.00	000100	87.4
	1,262.50	000100	47.0		2,180.74		155.5
	1,600.00	000100	61.4	Mourvedre *	1,100.00	017200	6.4
Wtd. Avg. Base & Total Tons	865.89		400.2	Wtd. Avg. Base & Total Tons	1,100.00		6.4
Other White Wine <sup>4</sup>	1,000.00	009300	0.8	Nero D'Avola *	2,000.00	000100	1.0
	1,800.00	000100	2.6	Wtd. Avg. Base & Total Tons	2,000.00		1.0
Wtd. Avg. Base & Total Tons	1,611.76		3.4	Petit Verdot	1,500.00	000100	2.7
<b>Wine Grapes (Red)</b>					1,850.00	000100	115.0
Alicante Bouschet *	1,100.00	017200	5.8		2,000.00	000100	35.4
Wtd. Avg. Base & Total Tons	1,100.00		5.8	Wtd. Avg. Base & Total Tons	1,878.51		153.1
Barbera	1,700.00	000100	11.0	Petite Sirah	1,100.00	000100	5.7
	2,800.00	000100	2.0		1,128.23	026900	140.4
Wtd. Avg. Base & Total Tons	1,869.23		13.0		1,250.00	000100	274.6
Cabernet Franc	2,600.00	000100	12.3		1,400.00	000100	4.4
Wtd. Avg. Base & Total Tons	2,600.00		12.3		1,500.00	000100	6.4
Cabernet Sauvignon	1,250.00	017600	5.1		1,726.78	029620	36.5
	1,400.00	000100	0.3		1,800.00	000100	5.8
	1,500.00	000100	78.1		1,870.00	000100	12.7
	1,600.00	000100	92.1		1,900.00	000100	10.5
	1,750.00	000100	25.9		2,000.00	000100	27.7
	1,800.00	000100	10.7		2,100.00	000100	20.6
	1,900.00	000100	207.9		2,200.00	017600	0.2
	2,000.00	000100	43.3		2,383.60	000100	49.9
	2,010.24	000100	21.8		2,500.00	020800	2.0
	2,025.00	000100	301.4		2,575.50	003100	22.0
	2,050.00	000100	92.0		2,800.00	000100	40.9
	2,100.00	000100	170.3	Wtd. Avg. Base & Total Tons	2,903.00	000100	37.6
	2,200.00	000100	178.4		3,300.00	000100	125.2
	2,500.00	000100	5.9		3,430.00	000100	1.9
	2,600.00	000100	21.3	Wtd. Avg. Base & Total Tons	1,895.64		825.0
	2,650.00	000100	23.0	Pinot Noir *	325.00	000100	95.8
	2,936.07	003100	57.4		570.00	067607	573.4
	3,000.00	000100	191.8		617.00	067606	682.8
	3,500.00	000100	1.6		640.00	000100	197.4
	4,500.00	000100	49.1		750.00	000100	1,733.8
Wtd. Avg. Base & Total Tons	2,226.40		1,577.4		800.00	000100	378.8
Carignane	2,200.00	013600	1.5		863.74	000100	791.3
	2,250.00	000100	6.5		875.00	000100	75.4
Wtd. Avg. Base & Total Tons	2,240.62		8.0		1,150.00	000100	95.8
					1,200.00	000100	278.3
					1,200.00	014100	8.0
					1,400.00	000100	202.2
					1,425.00	000100	511.8
					1,700.00	000100	9.6
					1,950.00	000100	22.3
					2,000.00	000100	2.4
				Wtd. Avg. Base & Total Tons	846.28		5,659.1

**TABLE 8: BASE PRICE PAID TO GROWERS FOR GRAPES CRUSHED AND DELIVERED TO CALIFORNIA PROCESSORS  
FROM THE 2023 CROP WITH BRIX FACTORS AND PURCHASED TONNAGE, BY TYPE, VARIETY, REPORTING DISTRICT  
WHERE GROWN, AND WEIGHTED AVERAGE BASE PRICE**

District, Type, and Variety	Base Price	Brix	Tons	District, Type, and Variety	Base Price	Brix	Tons
	Per Ton	Factors			Per Ton	Factors	
	Dollars	Code <sup>1</sup>			Dollars	Code <sup>1</sup>	
<b>DISTRICT 5 (Cont'd)</b>							
Primitivo	2,500.00	000100	22.2		2,000.00	000100	3.7
	2,800.00	000100	0.8		2,000.00	017400	3.1
	3,000.00	000100	4.1		2,100.00	014100	2.9
Wtd. Avg. Base & Total Tons	2,584.50		27.1		2,100.00	017400	2.0
					2,150.00	017200	3.0
Sangiovese *	1,800.00	000100	34.9		2,200.00	011500	1.9
	1,854.00	000100	5.0		2,200.00	013600	3.8
	2,000.00	000100	3.1		2,300.00	017400	8.8
	2,500.00	011600	4.2		2,400.00	014100	7.5
Wtd. Avg. Base & Total Tons	1,881.14		47.2		2,500.00	000100	8.9
					2,800.00	000100	4.0
Syrah *	1,200.00	000100	2.0		2,800.00	014100	7.7
	1,250.00	017600	10.2		2,900.00	017200	33.0
	1,400.00	000100	1.0		2,921.02	000100	2.4
	1,517.11	000100	38.1		3,000.00	000100	10.3
	1,600.00	000100	4.2		3,000.00	017200	2.5
	2,000.00	000100	18.5		3,000.00	020800	3.5
	2,525.00	000100	63.7		3,100.00	000100	2.0
Wtd. Avg. Base & Total Tons	2,025.52		137.7		3,200.00	000100	4.9
					3,200.00	014100	4.5
Tannat	1,500.00	000100	3.5		3,264.38	000100	6.8
	1,800.00	017600	3.3		3,300.00	000100	3.6
Wtd. Avg. Base & Total Tons	1,645.59		6.8		3,300.00	013400	4.0
					3,400.00	000100	12.5
Tempranillo *	1,400.00	000100	14.3		3,425.00	000100	5.7
Wtd. Avg. Base & Total Tons	1,400.00		14.3		3,500.00	000100	6.7
					3,500.00	008100	2.5
Teroldego	1,250.00	000100	69.1		3,500.00	011100	5.2
	1,950.00	024800	5.1		3,600.00	000100	6.5
Wtd. Avg. Base & Total Tons	1,298.11		74.2		3,636.10	000100	4.0
					3,650.00	013600	1.0
Valdiguie *	1,600.00	000100	28.1		3,700.00	000100	1.3
	1,650.00	000100	1.1		3,750.00	000100	5.3
	2,000.00	000100	0.8		3,750.00	009100	4.8
	2,028.21	000100	21.4		4,000.00	000100	3.2
	2,250.00	000100	3.3		4,200.00	000100	0.5
	2,300.00	000100	12.1		5,500.00	000100	2.7
	2,500.00	000100	4.8		5,800.00	013400	1.4
Wtd. Avg. Base & Total Tons	1,941.81		71.6		6,000.00	000100	1.7
					6,100.00	000100	1.2
Zinfandel	950.00	000100	17.8		7,500.00	000100	1.4
	1,100.00	000100	7.2		8,500.00	000100	3.7
	1,600.00	013600	4.2	Wtd. Avg. Base & Total Tons	10,000.00	000100	0.8
	2,200.00	000100	8.1		1,391.03		1,192.6
	2,201.52	013400	3.3	Chenin Blanc	515.00	039708	35.4
	2,500.00	013600	2.0		1,200.00	000100	7.8
	2,500.00	017400	1.1	Wtd. Avg. Base & Total Tons	638.68		43.2
	3,000.00	000100	4.0				
	4,983.00	000100	63.6	Fiano	2,000.00	000100	1.0
Wtd. Avg. Base & Total Tons	3,533.73		111.3	Wtd. Avg. Base & Total Tons	2,000.00		1.0
<b>DISTRICT 6</b>							
<b>Wine Grapes (White)</b>							
Albarino *	515.00	040790	23.7	Gewurztraminer	2,000.00	000100	0.5
	700.00	000100	1.8	Wtd. Avg. Base & Total Tons	2,000.00		0.5
	1,000.00	007900	10.3	Grenache Blanc *	515.00	042790	34.3
	1,800.00	017000	1.3	Wtd. Avg. Base & Total Tons	515.00		34.3
	2,180.00	000100	2.1	Grenache Gris *	3,800.00	000100	10.2
Wtd. Avg. Base & Total Tons	782.74		39.2	Wtd. Avg. Base & Total Tons	3,800.00		10.2
Chardonnay *	500.00	002000	160.5	Gruner Veltliner	1,800.00	000100	20.4
	515.00	059825	23.9		1,800.00	013600	1.0
	542.00	059825	72.3		2,000.00	009000	42.5
	700.00	000100	4.0	Wtd. Avg. Base & Total Tons	1,933.02		63.9
	850.00	000100	191.4				
	1,000.00	000100	100.0	Malvasia Bianca	1,900.00	000100	12.9
	1,008.06	000100	2.3	Wtd. Avg. Base & Total Tons	1,900.00		12.9
	1,145.97	000100	76.1				
	1,200.00	000100	46.7	Marsanne	1,175.00	000100	6.2
	1,400.00	000100	94.8	Wtd. Avg. Base & Total Tons	1,175.00		6.2
	1,400.00	020800	155.1				
	1,500.00	021200	45.1				
	1,800.00	000100	3.6				
	1,900.00	000100	9.9				

**TABLE 8: BASE PRICE PAID TO GROWERS FOR GRAPES CRUSHED AND DELIVERED TO CALIFORNIA PROCESSORS  
FROM THE 2023 CROP WITH BRIX FACTORS AND PURCHASED TONNAGE, BY TYPE, VARIETY, REPORTING DISTRICT  
WHERE GROWN, AND WEIGHTED AVERAGE BASE PRICE**

District, Type, and Variety	Base Price	Brix	Tons	District, Type, and Variety	Base Price	Brix	Tons
	Per Ton	Factors			Per Ton	Factors	
	Dollars	Code <sup>1</sup>			Dollars	Code <sup>1</sup>	
<b>DISTRICT 6 (Cont'd)</b>							
Muscat Blanc *	750.00	000100	24.0	Viognier	400.00	000100	0.8
	1,175.00	000100	5.3		650.00	000100	3.2
	1,200.00	000100	14.8		1,200.00	004340	5.4
Wtd. Avg. Base & Total Tons	952.10		44.1		2,000.00	000100	2.7
					2,400.00	000100	3.2
Palomino *	2,000.00	000100	8.4		2,500.00	000100	0.9
	2,000.00	009300	2.1		2,700.00	000100	2.0
	2,068.00	000100	6.9		2,750.00	000100	4.5
Wtd. Avg. Base & Total Tons	2,026.97		17.4		2,800.00	000100	0.6
					2,880.00	000100	1.0
Pinot Blanc	1,200.00	000100	2.3	Wtd. Avg. Base & Total Tons	3,675.00	000100	0.7
Wtd. Avg. Base & Total Tons	1,200.00		2.3		1,964.70		25.0
				White Riesling *	1,200.00	004340	1.9
Pinot Gris *	600.00	009000	398.3		6,000.00	000100	0.1
	1,200.00	000100	2.9	Wtd. Avg. Base & Total Tons	1,440.00		2.0
	1,400.00	000100	2.0				
	1,600.00	000100	11.9	Other White Wine <sup>4</sup>	1,200.00	004340	23.1
	1,800.00	000100	2.3	Wtd. Avg. Base & Total Tons	1,200.00		23.1
	1,900.00	000100	0.9				
	1,900.00	017200	1.3	<b>Wine Grapes (Red)</b>			
	1,950.00	000100	1.9	Aglianico	1,100.00	000100	6.6
	2,000.00	000100	2.2	Wtd. Avg. Base & Total Tons	1,100.00		6.6
	2,000.00	013600	0.6				
	2,900.00	000100	3.0	Alicante Bouschet *	700.00	000100	10.9
	2,950.00	000100	4.5		1,200.00	000100	0.5
Wtd. Avg. Base & Total Tons	703.80		431.8		1,800.00	000100	1.0
					1,966.50	021000	1.1
Roussanne	1,175.00	000100	8.7		2,000.00	000100	2.8
	2,400.00	000100	1.0		2,200.00	000100	1.1
Wtd. Avg. Base & Total Tons	1,301.29		9.7	Wtd. Avg. Base & Total Tons	2,600.00	021500	1.0
					1,239.85		18.4
Sauvignon Blanc *	450.00	000100	11.1				
	617.00	039792	245.0	Barbera	900.00	000100	4.0
	750.00	000100	27.7		1,400.00	013600	0.5
	850.00	000100	2.3		1,500.00	021200	2.2
	1,000.00	000100	219.9		1,800.00	000100	2.6
	1,000.00	007900	4.8		2,000.00	000100	0.9
	1,026.00	000100	0.8		2,100.00	000100	4.6
	1,100.00	000100	76.1		2,500.00	000100	0.7
	1,200.00	000100	137.4	Wtd. Avg. Base & Total Tons	1,644.52		15.5
	1,300.00	000100	12.3				
	1,500.00	000100	134.6	Cabernet Franc	312.00	000100	7.6
	1,500.00	017000	1.0		1,000.00	000100	1.1
	1,600.00	000100	13.5		1,125.00	000100	1.6
	1,650.00	013600	12.0		1,600.00	000100	2.0
	1,840.00	000100	2.6		1,750.00	000100	6.5
	1,950.00	000100	3.5		1,800.00	000100	1.0
	2,000.00	000100	7.1		1,900.00	014000	1.1
	2,000.00	013100	40.9		2,000.00	000100	0.8
	2,100.00	000100	3.1		2,100.00	000100	0.4
	2,107.47	000100	2.5		2,250.00	000100	12.1
	2,200.00	000100	4.2		2,500.00	000100	8.8
	2,200.00	014100	1.5		2,700.00	000100	25.2
	3,775.00	009100	2.9		2,800.00	000100	3.6
	3,800.00	000100	0.4		2,900.00	000100	1.7
	4,000.00	000100	0.8		3,000.00	000100	17.0
Wtd. Avg. Base & Total Tons	1,096.47		968.0		3,000.00	014100	8.6
					3,000.00	024500	90.2
Semillon	1,200.00	004340	22.9		3,400.00	000100	2.4
	1,500.00	000100	0.2		3,500.00	000100	5.7
Wtd. Avg. Base & Total Tons	1,202.60		23.1		3,550.00	000100	0.3
					3,687.50	000100	0.5
Verdejo	515.00	038213	35.8		3,800.00	013600	0.3
Wtd. Avg. Base & Total Tons	515.00		35.8		4,000.00	000100	4.4
					4,300.00	020800	1.7
Verdelho	515.00	042790	32.9		4,500.00	000100	0.5
	1,700.00	000100	4.2		4,600.00	000100	0.8
	1,900.00	000100	3.4		5,500.00	020800	1.0
Wtd. Avg. Base & Total Tons	754.16		40.5	Wtd. Avg. Base & Total Tons	2,775.98		206.9
Vermentino *	1,600.00	007900	5.0	Cabernet Sauvignon	200.00	000100	2.0
	3,000.00	000100	0.3		500.00	067890	190.3
Wtd. Avg. Base & Total Tons	1,679.25		5.3		615.00	067605	75.5
					665.00	067603	238.1

**TABLE 8: BASE PRICE PAID TO GROWERS FOR GRAPES CRUSHED AND DELIVERED TO CALIFORNIA PROCESSORS FROM THE 2023 CROP WITH BRIX FACTORS AND PURCHASED TONNAGE, BY TYPE, VARIETY, REPORTING DISTRICT WHERE GROWN, AND WEIGHTED AVERAGE BASE PRICE**

District, Type, and Variety	Base Price	Brix	Tons	District, Type, and Variety	Base Price	Brix	Tons
	Per Ton	Factors			Per Ton	Factors	
	Dollars	Code <sup>1</sup>			Dollars	Code <sup>1</sup>	
<b>DISTRICT 6 (Cont'd)</b>							
Cabernet Sauvignon (Cont'd)	665.00	067605	348.0		1,800.00	000100	11.5
	700.00	000100	6.4		1,931.00	021000	1.9
	750.00	000100	0.8		1,950.00	000100	5.0
	900.00	000100	8.2		2,000.00	000100	36.7
	950.00	000100	44.4		2,015.00	000100	89.2
	1,000.00	000100	1.0		2,200.00	000100	17.5
	1,125.00	000100	1.6		2,200.00	021000	12.0
	1,200.00	000100	9.1		2,350.00	000100	22.9
	1,200.00	017000	3.4		2,350.00	010900	5.0
	1,250.00	024800	92.9		2,500.00	000100	43.6
	1,283.09	000100	5.5		2,500.00	020800	1.0
	1,300.00	000100	125.4		2,600.00	021200	2.0
	1,450.00	000100	21.7		2,700.00	000100	19.0
	1,500.00	000100	91.6		2,800.00	000100	8.8
	1,550.00	000100	1.3		2,800.00	017400	2.3
	1,650.00	000100	4.5		2,800.00	020800	1.0
	1,700.00	000100	268.5		3,000.00	000100	5.9
	1,750.00	002600	15.2		3,000.00	017600	2.0
	1,800.00	000100	1.4	Wtd. Avg. Base & Total Tons	2,003.25		423.0
	1,900.00	000100	55.0	Carmenere	2,000.00	000100	1.0
	1,900.00	014000	5.0		2,400.00	000100	1.0
	2,000.00	000100	43.0	Wtd. Avg. Base & Total Tons	2,200.00		2.0
	2,000.00	021800	5.6	Cinsaut *	1,000.00	000100	2.1
	2,150.00	000100	3.5		1,400.00	000100	1.8
	2,200.00	000100	6.0	Wtd. Avg. Base & Total Tons	1,184.62		3.9
	2,200.00	024800	74.0	Dolcetto	3,150.00	000100	3.6
	2,400.00	011800	1.3		3,200.00	000100	1.5
	2,500.00	000100	11.0	Wtd. Avg. Base & Total Tons	3,164.71		5.1
	2,500.00	013600	2.7	Durif	850.00	007900	5.8
	2,750.00	021200	2.3	Wtd. Avg. Base & Total Tons	850.00		5.8
	2,800.00	000100	35.2	Gamay Noir Au Jus Blanc	3,975.00	011100	1.0
	2,800.00	021200	2.2	Wtd. Avg. Base & Total Tons	3,975.00		1.0
	2,900.00	000100	5.4	Grenache *	500.00	000100	0.4
	3,000.00	000100	33.1		500.00	017000	8.7
	3,100.00	000100	12.0		517.00	002600	64.3
	3,200.00	000100	20.4		600.00	000100	3.2
	3,300.00	000100	2.9		850.00	000100	31.9
	3,450.00	011300	1.3		1,000.00	000100	1.7
	3,500.00	000100	6.1		1,125.00	000100	2.8
	3,550.00	000100	26.7		1,300.00	017200	3.4
	3,600.00	000100	5.1		1,400.00	013600	1.0
	3,687.50	000100	0.9		1,500.00	000100	3.3
	3,700.00	000100	32.0		1,500.00	013600	1.7
	3,800.00	000100	1.2		1,750.00	000100	6.5
	3,800.00	013600	1.8		1,765.98	000100	5.8
	3,900.00	017000	1.7		1,800.00	000100	1.4
	4,000.00	000100	29.1		1,800.00	013400	3.3
	4,000.00	014000	1.5		1,900.00	017200	2.5
	4,000.00	014100	5.2		1,929.00	000100	12.3
	4,100.00	000100	4.0		2,000.00	000100	34.8
	4,100.00	011800	0.8		2,067.86	000100	4.0
	4,500.00	000100	25.7		2,070.00	003200	88.0
	4,600.00	000100	2.8		2,100.00	021200	2.6
	4,700.00	000100	4.3		2,100.00	022900	2.0
	4,750.00	000100	2.8		2,200.00	015800	0.9
	5,000.00	000100	3.6		2,250.00	000100	2.4
	6,000.00	000100	7.8		2,300.00	000100	11.0
	6,000.00	020800	2.6		2,500.00	000100	5.7
	6,500.00	000100	10.9		3,100.00	000100	16.4
	6,800.00	000100	1.6		3,400.00	000100	1.0
	6,850.00	000100	0.6		3,500.00	000100	2.5
	8,500.00	000100	6.7	Wtd. Avg. Base & Total Tons	3,600.00	000100	4.0
	8,500.00	011300	3.5		1,631.45		329.5
Wtd. Avg. Base & Total Tons	1,538.42		2,067.7	Malbec	1,250.00	000100	1.8
Carignane	800.00	000100	6.4		1,400.00	000100	10.7
	1,100.00	000100	2.1		1,600.00	013600	1.3
	1,200.00	000100	1.1		2,100.00	000100	1.3
	1,400.00	017200	1.4		2,200.00	013200	5.0
	1,450.00	013100	74.2				
	1,500.00	013600	1.4				
	1,500.00	017200	1.1				
	1,700.00	000100	18.0				
	1,714.08	000100	30.0				

**TABLE 8: BASE PRICE PAID TO GROWERS FOR GRAPES CRUSHED AND DELIVERED TO CALIFORNIA PROCESSORS  
FROM THE 2023 CROP WITH BRIX FACTORS AND PURCHASED TONNAGE, BY TYPE, VARIETY, REPORTING DISTRICT  
WHERE GROWN, AND WEIGHTED AVERAGE BASE PRICE**

District, Type, and Variety	Base Price	Brix	Tons	District, Type, and Variety	Base Price	Brix	Tons
	Per Ton	Factors			Per Ton	Factors	
	Dollars	Code <sup>1</sup>			Dollars	Code <sup>1</sup>	
<b>DISTRICT 6 (Cont'd)</b>					2,600.00	000100	8.0
Malbec (Cont'd)	2,400.00	000100	1.2		2,600.00	021200	2.0
	2,500.00	000100	3.7		2,650.00	000100	1.8
	2,800.00	000100	4.2		2,700.00	000100	0.2
	3,000.00	000100	19.0		2,800.00	021000	2.2
Wtd. Avg. Base & Total Tons	2,363.69		48.2		3,000.00	000100	11.5
					3,800.00	000100	4.0
Merlot	565.00	067605	94.1		4,000.00	017600	2.0
	665.00	067603	542.5		4,400.00	017200	2.1
	900.00	000100	4.2	Wtd. Avg. Base & Total Tons	1,829.51		522.6
	1,000.00	000100	0.4				
	1,050.00	000100	4.2	Nebbiolo	1,500.00	000100	2.0
	1,074.14	000100	1.5		3,150.00	000100	2.7
	1,100.00	013400	2.5		3,550.00	000100	0.8
	1,125.00	000100	3.2		4,000.00	000100	3.6
	1,200.00	000100	31.9		4,000.00	014100	4.6
	1,200.00	017000	2.2	Wtd. Avg. Base & Total Tons	3,441.24		13.7
	1,250.00	000100	2.0				
	1,300.00	000100	42.4	Petit Verdot	250.00	000100	106.7
	1,300.00	014100	6.0		665.00	067603	845.0
	1,400.00	000100	81.7		1,750.00	000100	46.7
	1,500.00	000100	0.5		2,000.00	000100	1.0
	1,500.00	002600	5.0		2,000.00	017200	1.4
	1,650.00	000100	22.0		2,100.00	000100	0.8
	1,700.00	000100	185.9		2,400.00	011800	0.1
	1,800.00	000100	1.0		2,500.00	000100	1.0
	1,800.00	017400	1.0		2,700.00	000100	27.0
	1,800.00	022900	0.6		3,200.00	000100	1.4
	1,900.00	014000	6.4		3,500.00	000100	1.1
	2,000.00	000100	158.8	Wtd. Avg. Base & Total Tons	4,000.00	000100	0.5
	2,000.00	013600	3.9		738.62		1,032.7
	2,000.00	024800	46.0				
	2,100.00	000100	6.3	Petite Sirah	275.00	000100	254.5
	2,200.00	000100	3.6		665.00	067605	567.6
	2,300.00	000100	1.5		900.00	000100	64.4
	2,800.00	000100	3.3		950.00	000100	5.1
	2,833.00	000100	1.7		1,067.91	000100	2.8
	2,900.00	000100	1.9		1,098.45	022700	1.3
	3,000.00	000100	5.0		1,200.00	000100	4.8
	3,100.00	000100	9.7		1,300.00	000100	43.3
	3,200.00	000100	9.5		1,400.00	000100	3.9
	3,300.00	000100	2.8		1,600.00	024800	45.3
	3,400.00	014000	1.5		1,650.00	000100	147.1
	3,550.00	000100	3.1		1,800.00	017200	3.4
	4,000.00	000100	1.1		1,900.00	014000	4.8
	5,000.00	000100	0.9		2,000.00	000100	10.4
Wtd. Avg. Base & Total Tons	1,228.99		1,301.8		2,000.00	017200	2.5
					2,070.00	003200	174.3
Mission *	1,500.00	017200	0.4		2,100.00	000100	2.3
	2,200.00	021000	3.0		2,200.00	000100	36.4
Wtd. Avg. Base & Total Tons	2,117.65		3.4		2,200.00	017900	2.2
					2,300.00	000100	1.7
Montepulciano	1,100.00	000100	19.9		2,500.00	000100	5.7
Wtd. Avg. Base & Total Tons	1,100.00		19.9		2,500.00	024500	3.2
					2,550.00	017900	2.5
Mourvedre *	750.00	000100	12.5		3,000.00	000100	1.9
	850.00	000100	29.1		5,400.00	022800	2.9
	1,000.00	000100	101.0	Wtd. Avg. Base & Total Tons	1,034.82		1,394.3
	1,275.00	000100	4.9				
	1,400.00	000100	10.2	Pinot Noir *	565.00	067607	10.9
	1,500.00	000100	2.0		850.00	000100	55.9
	1,600.00	000100	4.9		1,200.00	004340	10.9
	1,600.00	011300	0.4		1,600.00	021800	2.9
	1,700.00	000100	25.3		1,650.00	000100	0.5
	2,000.00	000100	14.3		1,700.00	000100	5.3
	2,015.00	000100	178.4		1,800.00	021200	46.9
	2,100.00	000100	5.6		2,035.68	000100	7.6
	2,100.00	021200	1.6		2,100.00	014100	3.8
	2,100.00	022900	3.2		2,250.00	000100	1.7
	2,200.00	000100	5.3		2,300.00	000100	5.2
	2,200.00	020800	7.0		2,500.00	000100	6.3
	2,350.00	000100	19.6		2,555.80	000100	8.1
	2,400.00	000100	2.6		2,564.00	014100	2.6
	2,500.00	000100	59.9		2,650.00	000100	30.4
	2,540.00	021000	1.0		2,650.00	017200	0.9

**TABLE 8: BASE PRICE PAID TO GROWERS FOR GRAPES CRUSHED AND DELIVERED TO CALIFORNIA PROCESSORS  
FROM THE 2023 CROP WITH BRIX FACTORS AND PURCHASED TONNAGE, BY TYPE, VARIETY, REPORTING DISTRICT  
WHERE GROWN, AND WEIGHTED AVERAGE BASE PRICE**

District, Type, and Variety	Base Price	Brix	Tons	District, Type, and Variety	Base Price	Brix	Tons
	Per Ton	Factors			Per Ton	Factors	
	Dollars	Code <sup>1</sup>			Dollars	Code <sup>1</sup>	
<b>DISTRICT 6 (Cont'd)</b>							
Pinot Noir * (Cont'd)	2,778.67	000100	2.3	Syrah *	1,000.00	000100	1.7
	3,000.00	000100	20.6		1,200.00	000100	53.2
	3,100.00	000100	0.3		1,300.00	000100	8.2
	3,200.00	000100	1.8		1,500.00	000100	3.4
	3,300.00	000100	3.2		1,618.50	000100	0.9
	3,300.00	017400	2.5		1,650.00	000100	14.1
	3,400.00	014100	11.6		1,680.00	000100	0.4
	3,500.00	000100	25.0		1,700.00	000100	0.7
	3,500.00	009500	1.4		1,800.00	000100	16.6
	3,500.00	011100	3.5		1,900.00	014000	1.8
	3,550.00	000100	1.8		2,000.00	013600	1.0
	3,600.00	000100	1.4		2,100.00	000100	1.1
	3,600.00	017200	10.3		2,150.00	017200	2.8
	3,600.00	021000	10.6		2,200.00	000100	3.8
	3,700.00	000100	2.8		2,250.00	000100	1.9
	3,700.00	014100	6.7		2,500.00	000100	5.0
	3,800.00	000100	7.2		2,750.00	000100	1.1
	3,800.00	014100	2.0		2,800.00	000100	1.1
	3,900.00	000100	2.9		2,800.00	013600	2.1
	3,950.00	000100	4.6		3,000.00	000100	1.7
	4,000.00	000100	15.8		3,200.00	000100	2.9
	4,000.00	011100	0.8		3,200.00	013800	0.5
	4,000.00	013400	2.0		3,550.00	000100	1.4
	4,100.00	000100	6.8		3,800.00	000100	0.3
	4,100.00	013800	12.9		3,800.00	011100	0.4
	4,150.00	000100	1.1		4,000.00	000100	1.3
	4,200.00	000100	15.6	Wtd. Avg. Base & Total Tons	1,680.40		129.4
	4,200.00	014100	0.9	Tempranillo *	1,300.00	021000	1.9
	4,250.00	000100	8.6		1,350.00	000100	11.5
	4,300.00	000100	13.3		2,300.00	000100	4.3
	4,350.00	013600	1.8		2,500.00	000100	0.6
	4,400.00	009300	2.3		3,200.00	013800	0.2
	4,400.00	014100	2.1	Wtd. Avg. Base & Total Tons	1,622.97		18.5
	4,500.00	000100	13.8	Teroldego	665.00	067605	302.2
	4,600.00	018900	1.8	Wtd. Avg. Base & Total Tons	665.00		302.2
	4,600.00	021800	4.8	Tinta Cao	1,350.00	000100	11.4
	4,775.00	000100	1.5	Wtd. Avg. Base & Total Tons	1,350.00		11.4
	5,000.00	000100	2.8	Touriga Nacional *	1,350.00	000100	13.1
	5,250.00	000100	1.8	Wtd. Avg. Base & Total Tons	1,350.00		13.1
	5,500.00	000100	8.8	Valdigue *	1,900.00	000100	15.5
	5,670.00	000100	2.6	Wtd. Avg. Base & Total Tons	1,900.00		15.5
	6,000.00	000100	10.3	Zinfandel	150.00	000100	1.0
	6,175.00	000100	1.3		300.00	000100	539.1
	6,300.00	000100	4.2		312.00	000100	8.3
	6,400.00	011100	3.5		900.00	000100	49.6
	6,500.00	000100	5.2		1,000.00	000100	438.0
	10,000.00	000100	3.8		1,100.00	000100	2.1
Wtd. Avg. Base & Total Tons	3,135.12		472.6		1,200.00	000100	50.6
Primitivo	1,980.00	000100	1.0		1,271.09	000100	1.8
	2,000.00	000100	1.8		1,319.00	000100	64.2
	2,150.00	000100	2.3		1,400.00	000100	21.2
Wtd. Avg. Base & Total Tons	2,063.73		5.1		1,500.00	000100	4.7
Refosco *	3,400.00	000100	1.2		1,500.00	017600	0.6
	3,800.00	000100	1.0		1,500.00	020600	4.6
Wtd. Avg. Base & Total Tons	3,581.82		2.2		1,600.00	000100	31.0
Sangiovese *	900.00	000100	6.5		1,640.00	000100	3.4
	1,500.00	020800	0.5		1,675.00	024800	38.8
	1,650.00	000100	1.5		1,700.00	017100	1.6
	1,750.00	000100	22.8		1,800.00	000100	23.6
	1,850.00	021000	15.0		1,800.00	013600	0.7
	2,000.00	000100	1.8		1,800.00	022900	3.6
	2,200.00	000100	2.0		1,900.00	000100	115.9
	2,245.00	021000	1.0		1,900.00	014000	21.4
	2,300.00	000100	2.0		1,900.00	024300	21.3
	2,500.00	000100	2.6		1,922.45	024500	1.1
	3,687.50	000100	0.2		1,950.00	000100	3.0
	3,775.00	000100	1.0		2,000.00	000100	61.7
Wtd. Avg. Base & Total Tons	1,802.86		56.9		2,050.00	000100	96.9
Souzao	1,350.00	000100	4.7		2,100.00	000100	2.3
Wtd. Avg. Base & Total Tons	1,350.00		4.7				

**TABLE 8: BASE PRICE PAID TO GROWERS FOR GRAPES CRUSHED AND DELIVERED TO CALIFORNIA PROCESSORS  
FROM THE 2023 CROP WITH BRIX FACTORS AND PURCHASED TONNAGE, BY TYPE, VARIETY, REPORTING DISTRICT  
WHERE GROWN, AND WEIGHTED AVERAGE BASE PRICE**

District, Type, and Variety	Base Price	Brix	Tons	District, Type, and Variety	Base Price	Brix	Tons
	Per Ton	Factors			Per Ton	Factors	
	Dollars	Code <sup>1</sup>			Dollars	Code <sup>1</sup>	
<b>DISTRICT 6 (Cont'd)</b>							
Zinfandel (Cont'd)	2,100.00	030850	7.6		1,295.80	017000	481.3
	2,200.00	000100	12.7		1,300.00	000100	4,737.4
	2,200.00	021200	2.2		1,300.00	024500	137.4
	2,250.00	000100	17.2		1,316.19	000100	277.9
	2,500.00	000100	12.2		1,316.19	017000	522.7
	2,600.00	021200	2.0		1,320.38	019100	539.3
	2,750.00	000100	3.0		1,320.97	021200	1,200.0
	2,850.00	000100	5.3		1,325.00	000100	219.3
	3,000.00	000100	16.6		1,325.00	017200	21.2
	3,000.00	017600	5.5		1,333.00	019000	138.7
	3,200.00	000100	1.6		1,339.00	019100	96.0
	3,500.00	000100	3.7		1,341.89	021200	313.4
	3,800.00	011100	2.2		1,350.00	000100	1,160.4
Wtd. Avg. Base & Total Tons	1,109.31		1,703.9		1,350.00	019000	44.1
					1,350.00	024500	1,109.3
Other Red Wine <sup>4</sup>	312.00	000100	6.0		1,354.26	000100	394.7
	600.00	000100	6.8		1,365.00	000100	414.1
	900.00	000100	19.1		1,375.00	000100	963.1
	1,300.00	000100	0.5		1,380.56	000100	696.9
	1,500.00	000100	6.2		1,398.41	000100	1.5
	1,800.00	011100	1.2		1,400.00	000100	2,203.8
	3,000.00	000100	2.2		1,400.00	024500	555.9
	3,600.00	000100	1.3		1,406.36	024500	183.4
Wtd. Avg. Base & Total Tons	1,074.64		43.3		1,407.86	019100	750.0
					1,425.00	000100	47.0
					1,436.21	000100	85.8
<b>DISTRICT 7</b>							
<b>Wine Grapes (White)</b>							
Albarino *	1,200.00	000100	52.2		1,450.00	000100	515.0
	1,300.00	017000	23.9		1,450.00	013100	21.1
	1,350.00	000100	102.4		1,450.00	020800	218.1
	1,400.00	010700	0.1		1,473.56	021200	170.7
	1,400.00	017000	77.8		1,475.00	000100	686.4
	1,435.38	024500	70.3		1,494.17	000100	22.8
	1,600.00	000100	34.6		1,500.00	000100	1,461.4
	1,600.00	007900	17.4		1,500.00	020700	76.8
	1,600.00	010900	7.1		1,500.00	022700	114.5
	1,600.00	019000	0.4		1,550.00	000100	513.1
	1,800.00	000100	16.2		1,550.00	006400	21.0
	1,800.00	013600	7.1		1,550.00	020800	39.3
	1,800.00	017000	5.0		1,600.00	000100	180.8
	2,200.00	000100	1.5		1,600.00	007900	21.1
	2,400.00	000100	2.2		1,600.00	018900	26.3
	2,500.00	000100	0.5		1,600.00	020800	14.2
	2,500.00	010800	10.6		1,635.00	000100	42.3
	3,000.00	000100	3.5		1,650.00	000100	37.7
Wtd. Avg. Base & Total Tons	1,466.93		432.8		1,650.00	009500	9.3
					1,650.00	017200	21.6
					1,653.75	000100	224.6
Arneis	1,850.00	000100	2.9		1,699.15	000100	16.1
Wtd. Avg. Base & Total Tons	1,850.00		2.9		1,700.00	019300	431.1
					1,725.00	000100	117.6
					1,740.28	000100	1.8
Chardonnay *	325.00	000100	507.4		1,750.00	000100	150.0
	400.00	000100	1,808.6		1,800.00	000100	778.5
	500.00	000100	171.5		1,800.00	013600	3.0
	550.00	000100	192.2		1,850.00	000100	2.0
	675.00	017000	389.6		1,864.54	000100	387.8
	800.00	000100	783.0		1,920.00	000100	15.5
	1,000.00	000100	4,552.3		1,950.00	000100	674.8
	1,100.00	000100	602.6		1,953.57	000100	2.7
	1,100.00	024500	298.9		2,000.00	000100	345.2
	1,122.00	000100	2,704.1		2,000.00	011500	3.2
	1,150.00	000100	2,581.0		2,015.71	017000	5.0
	1,150.00	024500	642.5		2,100.00	007900	13.6
	1,191.75	000100	1,650.2		2,150.00	000100	5.0
	1,200.00	000100	2,062.1		2,200.00	000100	221.9
	1,220.68	000100	1.8		2,200.00	011100	1.7
	1,225.00	000100	330.1		2,200.00	019100	44.6
	1,225.00	024500	524.5		2,250.00	000100	23.1
	1,248.67	000100	24.1		2,250.33	000100	27.6
	1,250.00	000100	1,272.7		2,289.27	013800	46.9
	1,250.00	013600	54.7		2,300.00	000100	13.4
	1,250.00	017200	879.3		2,317.50	013100	22.3
	1,250.00	017400	465.7		2,392.50	000100	3.2
	1,276.46	000100	566.6		2,400.00	000100	44.8
	1,277.04	000100	106.3		2,500.00	000100	220.9



**TABLE 8: BASE PRICE PAID TO GROWERS FOR GRAPES CRUSHED AND DELIVERED TO CALIFORNIA PROCESSORS FROM THE 2023 CROP WITH BRIX FACTORS AND PURCHASED TONNAGE, BY TYPE, VARIETY, REPORTING DISTRICT WHERE GROWN, AND WEIGHTED AVERAGE BASE PRICE**

District, Type, and Variety	Base Price	Brix	Tons	District, Type, and Variety	Base Price	Brix	Tons
	Per Ton	Factors			Per Ton	Factors	
	Dollars	Code <sup>1</sup>			Dollars	Code <sup>1</sup>	
<b>DISTRICT 7 (Cont'd)</b>							
Chardonnay * (Cont'd)	2,500.00	010700	6.7		800.00	000100	21.5
	2,500.00	016900	64.0		850.00	000100	21.4
	2,500.00	017100	26.6		1,100.00	000100	19.3
	2,500.00	017200	0.5		1,225.00	000100	15.6
	2,500.00	020800	3.0		1,300.00	000100	34.5
	2,550.00	013600	3.3		1,350.00	000100	13.0
	2,550.00	017200	3.0		1,700.00	000100	2.9
	2,600.00	000100	13.9		1,800.00	000100	5.7
	2,600.00	017200	3.1		2,000.00	028400	1.7
	2,700.00	000100	3.1	Wtd. Avg. Base & Total Tons	638.53		2,357.2
	2,750.00	000100	21.3				
	2,750.00	016000	8.2	Gray Riesling *	3,500.00	000100	2.9
	2,800.00	009400	4.0	Wtd. Avg. Base & Total Tons	3,500.00		2.9
	2,800.00	012900	4.4				
	2,850.00	010700	1.0	Grenache Blanc *	1,100.00	000100	73.9
	3,000.00	000100	22.8		1,500.00	000100	181.4
	3,000.00	013600	3.1		1,750.00	000100	1.0
	3,000.00	014000	3.7		1,800.00	015800	0.3
	3,000.00	024500	6.3		1,975.00	000100	6.7
	3,199.84	000100	9.8		2,300.00	000100	12.6
	3,200.00	000100	49.3		2,850.00	000100	2.8
	3,200.00	014000	2.0		3,240.00	000100	5.2
	3,200.00	016000	2.0	Wtd. Avg. Base & Total Tons	1,491.37		286.1
	3,200.00	017800	2.0				
	3,400.00	000100	3.0	Grenache Gris *	1,300.00	000100	58.0
	3,800.00	000100	6.5	Wtd. Avg. Base & Total Tons	1,300.00		58.0
	3,900.00	000100	70.7				
	3,900.00	025100	2.6	Gruner Veltliner	1,150.00	017000	285.9
	4,000.00	000100	1.9		1,200.00	000100	14.8
	4,000.00	012900	1.4		1,250.00	000100	90.6
	4,300.00	009100	4.0		2,000.00	017800	5.9
	4,400.00	017100	2.7	Wtd. Avg. Base & Total Tons	1,187.30		397.2
	4,500.00	000100	2.4				
	4,500.00	049030	2.4	Malvasia Bianca	850.00	000100	23.2
	4,600.00	000100	6.6		1,200.00	000100	3.0
	4,600.00	014000	1.0		1,300.00	010700	0.2
	4,700.00	000100	8.0		1,300.00	013600	9.4
Wtd. Avg. Base & Total Tons	1,270.57		48,908.1		1,475.00	000100	5.3
					1,545.00	000100	41.3
Chenin Blanc	1,000.00	000100	2.0	Wtd. Avg. Base & Total Tons	1,303.71		82.4
	1,500.00	000100	69.4				
	1,742.36	000100	6.1	Marsanne	500.00	000100	0.5
	2,000.00	014000	5.8		1,600.00	000100	1.4
	2,000.00	017400	3.3		1,750.00	000100	13.4
	2,250.00	000100	4.4		1,850.00	000100	8.4
	2,500.00	000100	12.3		1,959.18	000100	17.8
	2,500.00	013100	2.6		3,750.00	011300	2.8
	2,600.00	000100	4.7	Wtd. Avg. Base & Total Tons	1,960.57		44.3
	2,600.00	012900	126.5				
	2,650.00	000100	1.2	Melon	2,400.00	000100	19.2
	2,650.00	011100	3.4		2,900.00	000100	10.1
	2,750.00	000100	1.7		3,000.00	000100	3.3
	2,800.00	000100	3.0	Wtd. Avg. Base & Total Tons	2,615.64		32.6
	2,822.20	000100	5.4				
	2,850.00	000100	7.4	Muscat Blanc *	1,185.60	000100	42.0
	3,000.00	000100	2.5		1,200.00	000100	128.5
	3,250.00	010900	1.3		1,400.00	000100	1.1
	4,000.00	049020	1.3		1,600.00	007900	4.1
	4,200.00	000100	3.4		1,700.00	000100	43.2
Wtd. Avg. Base & Total Tons	2,301.08		267.7		3,100.00	000100	0.3
				Wtd. Avg. Base & Total Tons	1,306.87		219.2
Clairette Blanche <sup>2</sup>	1,100.00	000100	43.2				
Wtd. Avg. Base & Total Tons	1,100.00		43.2	Picpoul Blanc	1,100.00	000100	35.6
					1,200.00	000100	29.4
Falaghina Greco <sup>2</sup>	1,000.00	000100	1.8		1,300.00	010700	3.0
	3,000.00	000100	3.0		1,500.00	018900	0.1
	3,500.00	000100	8.2		2,750.00	011100	0.4
Wtd. Avg. Base & Total Tons	3,038.46		13.0	Wtd. Avg. Base & Total Tons	1,161.90		68.5
Gewurztraminer	250.00	000100	6.8	Pinot Blanc	1,191.75	000100	46.1
	350.00	000100	434.9		1,210.41	000100	6.0
	650.00	000100	508.2		1,277.04	000100	297.3
	675.00	040490	1,000.0		1,300.00	000100	227.6
	696.29	020800	271.7		1,406.50	000100	22.5

**TABLE 8: BASE PRICE PAID TO GROWERS FOR GRAPES CRUSHED AND DELIVERED TO CALIFORNIA PROCESSORS  
FROM THE 2023 CROP WITH BRIX FACTORS AND PURCHASED TONNAGE, BY TYPE, VARIETY, REPORTING DISTRICT  
WHERE GROWN, AND WEIGHTED AVERAGE BASE PRICE**

District, Type, and Variety	Base Price	Brix	Tons	District, Type, and Variety	Base Price	Brix	Tons
	Per Ton	Factors			Per Ton	Factors	
	Dollars	Code <sup>1</sup>			Dollars	Code <sup>1</sup>	
<b>DISTRICT 7 (Cont'd)</b>							
Pinot Blanc (Cont'd)	1,600.00	000100	3.1		1,500.00	000100	249.2
	1,650.00	000100	31.8		1,550.00	013800	78.1
	2,600.00	000100	1.0		1,575.00	000100	162.4
	2,900.00	000100	1.3		1,600.00	000100	13.6
Wtd. Avg. Base & Total Tons	1,308.61		636.7		1,650.00	000100	46.7
					1,675.00	013100	93.1
Pinot Gris *	500.00	000100	284.7		1,700.00	000100	2.9
	543.56	000100	2.6		1,700.00	013100	9.7
	550.00	000100	117.1		1,749.62	000100	9.2
	611.00	000100	44.4		1,750.42	000100	24.8
	617.00	001300	160.0		1,799.79	000100	2.9
	720.00	001000	929.1		1,800.00	000100	178.0
	1,000.00	000100	91.8		1,800.00	013600	6.1
	1,000.00	017000	195.3		1,800.00	017000	5.4
	1,000.00	021000	165.8		1,819.00	000100	229.4
	1,050.00	017000	177.9		1,850.00	000100	7.8
	1,060.79	017000	738.3		1,900.00	000100	3.9
	1,087.13	015700	300.0		2,000.00	000100	29.2
	1,100.00	000100	353.0		2,181.00	000100	13.6
	1,129.19	000100	423.4		2,200.00	000100	2.3
	1,150.00	000100	138.8		2,400.00	013600	9.5
	1,150.00	017000	128.3		2,500.00	012300	3.6
	1,200.00	000100	465.5		2,995.00	017200	2.2
	1,208.29	017000	239.3	Wtd. Avg. Base & Total Tons	3,200.00	000100	2.6
	1,225.00	000100	346.7		1,349.78		6,281.5
	1,250.00	000100	194.2	Sauvignon Gris	1,450.00	000100	3.2
	1,275.00	017000	284.5	Wtd. Avg. Base & Total Tons	1,450.00		3.2
	1,285.00	000100	24.2				
	1,300.00	000100	423.3	Semillon	1,500.00	000100	25.6
	1,341.53	021200	29.6		1,800.00	000100	9.5
	1,344.17	000100	22.4		2,400.00	000100	4.3
	1,386.03	000100	540.9	Wtd. Avg. Base & Total Tons	1,670.56		39.4
	1,400.00	017400	7.3				
	1,450.00	000100	39.0	Torrontes	1,600.00	000100	2.0
	1,500.00	013100	5.4	Wtd. Avg. Base & Total Tons	1,600.00		2.0
	1,600.00	021000	7.2				
	2,000.00	000100	16.3	Verdejo	2,750.00	000100	2.3
	2,300.00	000100	3.1	Wtd. Avg. Base & Total Tons	2,750.00		2.3
Wtd. Avg. Base & Total Tons	1,062.49		6,899.4				
Ribolla Gialla *	1,886.00	000100	3.8	Verdelho	1,800.00	011300	1.2
Wtd. Avg. Base & Total Tons	1,886.00		3.8	Wtd. Avg. Base & Total Tons	2,000.00	000100	2.9
					1,941.46		4.1
Roussanne	1,600.00	000100	1.4	Vermentino *	1,100.00	000100	46.5
	1,850.00	000100	7.8		1,800.00	013600	3.1
	2,750.00	000100	1.2		2,500.00	009900	2.6
Wtd. Avg. Base & Total Tons	1,920.19		10.4		2,850.00	000100	2.3
					3,000.00	000100	2.0
Sauvignon Blanc *	500.00	000100	4.1	Wtd. Avg. Base & Total Tons	1,341.33		56.5
	600.17	000100	4.8				
	900.00	015700	36.4	Viognier	1,290.00	000100	1.0
	1,000.00	000100	83.0		1,696.72	000100	31.8
	1,100.00	000100	137.6		1,750.00	000100	1.4
	1,150.00	000100	274.3		1,800.00	000100	5.1
	1,191.75	000100	363.3		1,800.00	013600	3.5
	1,200.00	000100	208.4		2,200.00	011100	4.5
	1,200.00	015700	282.0		2,450.00	000100	7.2
	1,200.34	015700	250.0		2,700.00	000100	3.2
	1,225.00	000100	115.8		2,750.00	000100	1.0
	1,250.00	000100	309.8		3,200.00	000100	3.4
	1,250.00	013400	752.4		3,771.52	000100	1.8
	1,270.54	017200	20.6		3,800.00	000100	0.9
	1,300.00	000100	303.4	Wtd. Avg. Base & Total Tons	2,055.47		64.8
	1,300.00	011300	16.5				
	1,319.29	000100	488.6	White Riesling *	900.00	000100	169.7
	1,350.00	000100	222.7		900.00	017000	367.6
	1,350.00	017000	238.0		975.00	000100	149.6
	1,350.00	017200	81.7		1,000.00	000100	207.9
	1,350.00	020800	100.6		1,000.00	017000	97.9
	1,398.71	022700	140.0		1,050.00	000100	291.3
	1,400.00	000100	437.6		1,100.00	000100	236.8
	1,450.00	000100	92.9		1,100.00	012900	117.2
	1,450.00	017200	95.9		1,150.00	000100	205.3
	1,475.00	013100	34.9		1,200.00	000100	56.7

**TABLE 8: BASE PRICE PAID TO GROWERS FOR GRAPES CRUSHED AND DELIVERED TO CALIFORNIA PROCESSORS FROM THE 2023 CROP WITH BRIX FACTORS AND PURCHASED TONNAGE, BY TYPE, VARIETY, REPORTING DISTRICT WHERE GROWN, AND WEIGHTED AVERAGE BASE PRICE**

District, Type, and Variety	Base Price	Brix	Tons	District, Type, and Variety	Base Price	Brix	Tons
	Per Ton	Factors			Per Ton	Factors	
	Dollars	Code <sup>1</sup>			Dollars	Code <sup>1</sup>	
<b>DISTRICT 7 (Cont'd)</b>							
White Riesling * (Cont'd)	1,400.00	000100	12.3		1,300.00	025100	182.9
	1,400.00	019300	12.8		1,300.00	064800	26.8
	1,500.00	000100	23.6		1,330.00	026800	58.2
	1,600.00	000100	4.0		1,370.28	020800	376.2
	1,600.00	007550	4.1		1,379.32	000100	266.9
	1,600.00	013100	0.5		1,386.35	000100	360.2
	1,650.00	000100	1.6		1,386.35	020800	522.5
	1,697.44	010900	3.6		1,386.46	000100	73.4
	1,700.00	000100	50.5		1,400.00	000100	290.7
	1,700.00	009300	1.3		1,400.00	024500	61.7
	1,700.00	011100	2.3		1,413.23	000100	610.5
	1,750.00	007900	4.0		1,425.00	000100	21.2
	1,800.00	000100	6.8		1,450.00	000100	74.3
	1,800.00	011200	9.9		1,452.49	000100	959.3
	2,000.00	000100	22.8		1,482.00	027800	353.9
	2,200.00	000100	7.4		1,500.00	000100	1,695.3
	2,400.00	000100	10.1		1,500.00	017600	2.5
	2,850.00	000100	4.0		1,500.00	021000	13.2
Wtd. Avg. Base & Total Tons	1,082.93		2,081.6		1,500.00	026800	0.9
					1,521.93	025100	311.9
Other White Wine <sup>4</sup>	1,000.00	000100	1.1		1,538.31	000100	1,030.6
	1,400.00	010700	0.3		1,550.00	000100	66.0
	1,750.00	000100	2.2		1,600.00	000100	467.6
	1,800.00	011300	1.1		1,650.00	000100	8.5
	2,000.00	000100	3.5		1,650.00	024500	150.0
	2,500.00	000100	0.9		1,650.00	025100	192.8
	2,750.00	000100	1.4		1,675.00	000100	160.6
	3,000.00	000100	1.5		1,700.00	000100	2.0
	3,250.00	000100	2.1		1,700.00	020800	86.7
	3,500.00	000100	10.0		1,820.00	027800	225.6
Wtd. Avg. Base & Total Tons	2,770.75		24.1		1,872.72	000100	324.8
					1,875.00	024500	31.8
<b>Wine Grapes (Red)</b>					1,950.00	000100	294.9
Aglianico	1,500.00	000100	1.5		2,000.00	000100	0.7
Wtd. Avg. Base & Total Tons	1,500.00		1.5		2,200.00	027100	189.5
					2,250.00	000100	4.8
Barbera	2,250.00	001900	3.5		2,400.00	000100	11.0
	2,850.00	000100	5.2		2,500.00	000100	52.8
	3,000.00	000100	3.0		2,500.00	020800	0.8
Wtd. Avg. Base & Total Tons	2,708.97		11.7		2,600.00	000100	21.4
					3,000.00	000100	3.4
Blaufraenkisch *	2,300.00	024800	12.0		3,100.00	009400	4.3
Wtd. Avg. Base & Total Tons	2,300.00		12.0		3,188.86	000100	6.0
					3,200.00	000100	2.3
Cabernet Franc	529.00	011100	0.5		3,300.00	000100	22.1
	1,000.00	000100	2.0		3,400.00	000100	3.2
	1,450.00	000100	8.0		3,400.00	013600	17.2
	1,650.00	000100	22.9		3,500.00	000100	1.2
	1,700.00	024800	8.3		5,000.00	000100	1.6
	2,000.00	000100	1.9		5,000.00	020800	0.5
	2,500.00	019100	0.7		5,500.00	000100	1.5
	2,850.00	000100	1.1		5,509.00	000100	3.4
	3,000.00	000100	1.6	Wtd. Avg. Base & Total Tons	1,370.79		12,988.5
	3,250.00	000100	6.6				
	3,400.00	000100	1.7	Carignane	1,450.00	000100	2.2
	3,400.00	013600	2.5		2,000.00	000100	10.4
	3,600.00	000100	3.7	Wtd. Avg. Base & Total Tons	1,903.97		12.6
	3,600.00	009400	2.5				
	3,800.00	000100	4.2	Cinsaut *	957.45	000100	94.0
	4,500.00	000100	3.6		1,200.00	000100	13.3
Wtd. Avg. Base & Total Tons	2,360.09		71.8		1,400.00	000100	5.8
					1,600.00	000100	3.4
Cabernet Sauvignon	150.00	000100	231.2		1,800.00	000100	12.0
	225.00	000100	54.1		1,800.00	021000	5.8
	529.00	011100	0.8		1,917.00	017000	24.8
	600.00	000100	901.5		2,417.00	013100	45.3
	800.00	025100	222.0	Wtd. Avg. Base & Total Tons	1,509.75		204.4
	900.00	017400	728.9				
	1,000.00	000100	192.3	Counoise	1,000.00	000100	0.8
	1,075.00	000100	187.5	Wtd. Avg. Base & Total Tons	1,000.00		0.8
	1,100.00	000100	71.7				
	1,117.00	025100	65.0	Dolcetto	1,000.00	021000	1.8
	1,200.00	020800	300.7	Wtd. Avg. Base & Total Tons	1,000.00		1.8
	1,300.00	000100	380.7				

**TABLE 8: BASE PRICE PAID TO GROWERS FOR GRAPES CRUSHED AND DELIVERED TO CALIFORNIA PROCESSORS FROM THE 2023 CROP WITH BRIX FACTORS AND PURCHASED TONNAGE, BY TYPE, VARIETY, REPORTING DISTRICT WHERE GROWN, AND WEIGHTED AVERAGE BASE PRICE**

District, Type, and Variety	Base Price	Brix	Tons	District, Type, and Variety	Base Price	Brix	Tons
	Per Ton	Factors			Per Ton	Factors	
	Dollars	Code <sup>1</sup>			Dollars	Code <sup>1</sup>	
<b>DISTRICT 7 (Cont'd)</b>							
Dornfelder	1,500.00	021000	14.8		1,500.00	000100	204.7
	2,400.00	024500	2.0		1,500.00	021000	13.8
Wtd. Avg. Base & Total Tons	1,607.14		16.8		1,650.00	000100	10.6
Freisa	3,500.00	000100	3.4		1,872.72	027100	44.2
Wtd. Avg. Base & Total Tons	3,500.00		3.4		1,900.00	024800	35.2
Gamay Noir Au Jus Blanc	2,000.00	013600	4.4		2,400.00	000100	4.8
Wtd. Avg. Base & Total Tons	2,000.00		4.4	Wtd. Avg. Base & Total Tons	3,300.00	000100	1.3
Graciano	2,000.00	000100	1.0		1,460.23		1,567.2
Wtd. Avg. Base & Total Tons	2,000.00		1.0	Mencia <sup>3</sup>	1,750.00	000100	1.1
Grenache *	500.00	000100	8.1		2,750.00	000100	0.2
	750.00	000100	0.5	Wtd. Avg. Base & Total Tons	1,903.85		1.3
	913.00	000100	196.3	Merlot	529.00	011100	0.2
	1,031.45	022800	478.5		600.00	000100	359.2
	1,100.00	000100	136.4		700.00	017400	100.4
	1,125.00	017000	126.2		1,050.00	000100	30.2
	1,200.00	000100	112.5		1,060.75	000100	493.8
	1,281.88	000100	163.5		1,060.75	020800	502.3
	1,296.91	000100	17.6		1,075.00	000100	101.0
	1,300.00	000100	162.0		1,075.12	000100	294.0
	1,350.00	000100	19.3		1,075.12	017000	234.2
	1,400.00	000100	173.9		1,075.12	020800	545.1
	1,428.54	000100	31.9		1,100.00	000100	622.1
	1,450.00	018900	90.3		1,165.57	000100	499.4
	1,506.76	000100	256.9		1,300.00	000100	1,504.9
	1,550.00	000100	233.1		1,320.00	027800	25.8
	1,650.00	000100	5.4		1,400.00	000100	132.9
	1,700.00	013600	39.6		1,450.00	000100	36.3
	1,700.00	024500	200.0		1,581.87	000100	89.4
	1,750.00	025100	64.6		1,800.00	000100	2.0
	1,800.00	000100	5.0		1,800.00	024500	5.0
	1,800.00	023200	0.6		2,000.00	000100	21.5
	1,850.00	000100	174.8		2,250.00	000100	4.7
	1,900.00	024800	123.1		2,473.56	000100	0.7
	1,950.00	000100	5.0		2,500.00	000100	5.2
	2,000.00	000100	35.1		2,500.00	020800	0.9
	2,000.00	013100	3.5	Wtd. Avg. Base & Total Tons	2,712.74	000100	3.1
	2,000.00	013800	9.9		3,000.00	000100	2.2
	2,000.00	021200	11.0		3,400.00	013600	5.4
	2,049.45	000100	14.8	Wtd. Avg. Base & Total Tons	1,136.66		5,621.9
	2,100.00	000100	1.7	Mission *	2,500.00	000100	0.9
	2,125.00	024500	14.8	Wtd. Avg. Base & Total Tons	2,500.00		0.9
	2,250.00	000100	41.9	Montepulciano	3,000.00	000100	3.8
	2,500.00	000100	0.9	Wtd. Avg. Base & Total Tons	3,000.00		3.8
	2,500.00	015900	12.4	Mourvedre *	750.00	000100	5.0
	2,500.00	021600	1.5		1,300.00	000100	19.7
	2,700.00	000100	7.4		1,500.00	023000	0.2
	2,750.00	000100	8.2		1,850.00	000100	26.5
	2,750.00	011100	1.3		1,900.00	000100	1.0
	2,800.00	013600	15.2		2,250.00	000100	22.5
	2,850.00	000100	3.9		2,448.22	000100	0.7
	2,850.00	011100	3.1		2,500.00	000100	8.3
	3,000.00	000100	4.2		2,500.00	010800	3.2
	3,000.00	017900	0.5		2,500.00	021200	0.5
	3,200.00	000100	2.3		3,000.00	012900	32.9
	3,400.00	000100	2.5		3,200.00	000100	8.5
	3,500.00	000100	3.7		3,500.00	000100	3.6
	3,800.00	000100	4.2		4,000.00	000100	0.4
	4,000.00	017200	2.2		4,200.00	000100	17.5
	4,200.00	000100	2.7	Wtd. Avg. Base & Total Tons	2,501.82		150.5
	4,300.00	000100	4.1	Nebbiolo	2,850.00	000100	1.3
	4,500.00	024800	1.2	Wtd. Avg. Base & Total Tons	2,850.00		1.3
	4,550.00	000100	3.3	Negrette *	3,000.00	000100	10.4
Wtd. Avg. Base & Total Tons	1,442.62		3,042.6		3,250.00	000100	5.0
Malbec	1,000.00	000100	5.5	Wtd. Avg. Base & Total Tons	3,081.17		15.4
	1,000.00	017400	4.2	Petit Verdot	225.00	000100	35.3
	1,300.00	000100	22.7		1,300.00	000100	25.2
	1,388.28	000100	576.0		1,640.00	000100	84.8
	1,450.00	000100	493.6				
	1,481.96	000100	150.6				

**TABLE 8: BASE PRICE PAID TO GROWERS FOR GRAPES CRUSHED AND DELIVERED TO CALIFORNIA PROCESSORS  
FROM THE 2023 CROP WITH BRIX FACTORS AND PURCHASED TONNAGE, BY TYPE, VARIETY, REPORTING DISTRICT  
WHERE GROWN, AND WEIGHTED AVERAGE BASE PRICE**

District, Type, and Variety	Base Price	Brix	Tons	District, Type, and Variety	Base Price	Brix	Tons
	Per Ton	Factors			Per Ton	Factors	
	Dollars	Code <sup>1</sup>			Dollars	Code <sup>1</sup>	
<b>DISTRICT 7 (Cont'd)</b>							
Petit Verdot (Cont'd)	1,675.00	000100	49.1		1,740.23	000100	351.0
	1,800.00	000100	11.8		1,750.00	000100	1,035.4
	1,800.00	017600	1.1		1,750.00	024500	21.9
	2,000.00	000100	2.3		1,800.00	000100	2,714.8
Wtd. Avg. Base & Total Tons	1,382.81		209.6		1,800.00	013800	11.7
					1,800.00	021100	537.5
Petite Sirah	500.00	024800	2.0		1,800.00	021200	915.6
	1,200.00	000100	4.0		1,800.00	024400	87.8
	1,250.00	000100	22.5		1,800.00	024500	22.0
	1,300.00	000100	53.3		1,805.17	000100	350.0
	1,350.00	000100	17.9		1,810.00	027800	76.8
	1,399.59	000100	168.4		1,817.39	000100	479.1
	1,400.00	000100	146.8		1,850.00	000100	1,123.6
	1,400.00	024800	1.7		1,850.00	024500	429.5
	1,405.21	000100	611.3		1,858.02	000100	441.6
	1,450.00	027800	16.9		1,859.33	000100	381.2
	1,482.00	027800	47.8		1,868.78	000100	24.5
	1,500.00	023100	0.3		1,889.72	025100	138.0
	1,650.00	000100	6.4		1,893.78	024500	353.8
	1,700.00	025100	22.3		1,894.68	000100	304.9
	1,740.05	000100	77.7		1,900.00	000100	506.9
	2,000.00	000100	2.5		1,900.00	021200	62.4
	2,100.00	000100	3.5		1,908.24	025100	583.5
	2,400.00	000100	3.7		1,950.00	000100	300.1
Wtd. Avg. Base & Total Tons	1,431.49		1,209.0		1,950.00	026700	22.2
					1,956.59	000100	2.9
					2,000.00	000100	132.5
Pinot Noir *	375.00	017200	380.2		2,000.00	021000	184.8
	500.00	000100	73.9		2,000.00	021200	12.1
	550.00	000100	102.0		2,000.00	024500	826.1
	600.00	000100	37.6		2,014.44	000100	366.8
	600.00	017400	16.6		2,040.00	000100	109.5
	617.00	002300	45.8		2,050.00	024400	28.9
	617.00	024300	554.9		2,100.00	000100	402.2
	721.00	017400	994.9		2,100.00	007600	3.8
	800.00	000100	2.5		2,100.00	024500	47.5
	849.75	000100	802.0		2,109.10	000100	234.1
	900.00	017400	683.4		2,145.83	000100	0.7
	917.00	024300	337.7		2,150.00	009500	1.5
	1,000.00	000100	585.9		2,180.00	000100	2.2
	1,082.00	000100	464.9		2,200.00	000100	519.9
	1,100.00	000100	239.2		2,200.00	011100	7.7
	1,150.00	000100	113.3		2,200.00	013100	0.5
	1,200.00	022800	0.3		2,200.00	013800	16.2
	1,250.00	000100	509.9		2,200.00	021200	57.9
	1,262.00	000100	2,225.0		2,200.00	024400	65.1
	1,300.00	000100	437.5		2,239.08	024500	505.2
	1,317.00	026800	259.9		2,250.00	000100	22.0
	1,317.00	063600	240.8		2,250.00	021000	176.2
	1,400.00	000100	113.7		2,300.00	000100	88.3
	1,430.00	000100	305.3		2,340.90	000100	85.8
	1,485.00	000100	307.5		2,400.00	000100	167.7
	1,500.00	000100	205.1		2,400.00	021200	54.4
	1,500.00	064535	463.1		2,450.00	000100	182.2
	1,530.00	000100	24.6		2,455.00	000100	105.9
	1,550.00	000100	399.1		2,485.94	000100	3.2
	1,565.22	000100	1,005.2		2,500.00	000100	41.6
	1,600.00	000100	380.8		2,500.00	013800	10.2
	1,600.00	007900	8.6		2,500.00	017100	112.3
	1,600.00	021500	484.2		2,500.00	024500	1.8
	1,625.00	024500	183.1		2,559.16	000100	63.1
	1,650.00	000100	180.3		2,600.00	017200	6.3
	1,657.16	000100	330.2		2,600.00	024800	82.6
	1,674.77	000100	1,459.6		2,650.00	000100	108.8
	1,676.56	000100	491.1		2,700.00	000100	49.7
	1,676.56	020800	111.6		2,750.00	000100	13.3
	1,686.32	020800	490.1		2,800.00	000100	8.9
	1,688.00	000100	43.9		2,861.10	000100	44.9
	1,694.61	000100	1,415.9		2,880.00	000100	9.0
	1,696.06	000100	147.0		2,992.00	017600	2.5
	1,700.00	000100	607.1		3,000.00	000100	209.5
	1,700.00	021000	95.2		3,000.00	021200	62.1
	1,700.00	024500	226.6		3,008.17	000100	435.7
	1,717.00	024500	65.0		3,025.00	000100	20.1
	1,728.06	000100	919.0		3,026.14	000100	2.1

**TABLE 8: BASE PRICE PAID TO GROWERS FOR GRAPES CRUSHED AND DELIVERED TO CALIFORNIA PROCESSORS FROM THE 2023 CROP WITH BRIX FACTORS AND PURCHASED TONNAGE, BY TYPE, VARIETY, REPORTING DISTRICT WHERE GROWN, AND WEIGHTED AVERAGE BASE PRICE**

District, Type, and Variety	Base Price	Brix	Tons	District, Type, and Variety	Base Price	Brix	Tons
	Per Ton	Factors			Per Ton	Factors	
	Dollars	Code <sup>1</sup>			Dollars	Code <sup>1</sup>	
<b>DISTRICT 7 (Cont'd)</b>							
Pinot Noir * (Cont'd)	3,200.00	000100	12.6	Sagrantino	2,500.00	000100	2.2
	3,200.00	017400	2.0		2,850.00	000100	3.6
	3,300.00	000100	81.8		3,000.00	000100	1.4
	3,300.00	017200	3.0	Wtd. Avg. Base & Total Tons	2,772.22		7.2
	3,300.00	021000	15.2				
	3,350.00	000100	27.2	Sangiovese *	1,000.00	000100	4.6
	3,400.00	000100	5.2		1,050.00	000100	70.6
	3,400.00	026700	14.6		1,400.00	000100	9.2
	3,413.71	013800	77.6		2,000.00	000100	14.0
	3,499.56	000100	4.0		2,200.00	000100	5.6
	3,500.00	000100	53.1		2,400.00	007900	2.0
	3,500.00	017900	7.3		2,400.00	014100	1.7
	3,500.00	020800	16.0		2,450.00	000100	11.8
	3,595.20	000100	4.5		2,500.00	000100	2.1
	3,599.63	000100	9.7		2,700.00	011300	1.3
	3,600.00	000100	18.9		2,850.00	000100	6.0
	3,750.00	002200	39.2	Wtd. Avg. Base & Total Tons	2,900.00	000100	1.0
	3,800.00	000100	97.7		1,527.94		129.9
	3,917.00	002200	38.2				
	4,000.00	000100	165.1	Syrah *	950.00	000100	111.9
	4,000.00	013800	29.2		1,000.00	000100	13.5
	4,000.00	017800	10.2		1,000.00	024500	12.3
	4,000.00	017900	1.2		1,000.00	025100	12.9
	4,000.00	019200	0.7		1,200.00	000100	2.6
	4,000.00	021000	10.8		1,200.00	017400	20.8
	4,000.00	024500	1.5		1,225.00	027800	11.8
	4,000.00	024800	4.2		1,250.00	000100	130.1
	4,100.00	000100	28.7		1,299.97	003100	495.1
	4,200.00	000100	543.5		1,300.00	000100	660.1
	4,200.65	000100	22.5		1,350.00	000100	22.0
	4,250.00	000100	22.9		1,372.95	000100	46.6
	4,300.00	000100	7.2		1,392.35	000100	460.7
	4,400.00	000100	97.8		1,400.00	000100	246.5
	4,400.00	013800	7.7		1,500.00	000100	203.9
	4,400.00	014000	2.1		1,550.00	000100	21.2
	4,400.00	017800	5.0		1,664.97	000100	16.1
	4,400.00	019200	14.7		1,700.00	000100	2.9
	4,500.00	000100	34.4		1,800.00	023200	0.8
	4,500.00	002200	18.4		1,836.83	000100	46.1
	4,500.00	014000	3.0		1,850.00	000100	22.4
	4,500.00	019200	21.5		1,900.00	024800	36.8
	4,500.00	024500	38.1		1,950.00	000100	4.1
	4,517.00	002200	18.2		2,000.00	000100	6.2
	4,700.00	021200	1.0		2,000.00	021200	9.6
	4,800.00	000100	4.2		2,000.00	024500	7.9
	4,826.86	000100	8.8		2,100.00	000100	22.0
	5,000.00	000100	10.8		2,199.90	000100	10.8
	5,000.00	002200	7.3		2,250.00	000100	4.9
	5,000.00	011100	5.7		2,400.00	000100	3.6
	5,000.00	020800	4.7		2,483.68	013800	13.5
	5,450.00	000100	8.0		2,500.00	000100	13.1
	5,500.00	000100	11.2		2,500.00	018900	15.6
	5,797.10	000100	3.4		2,600.00	000100	3.1
	6,000.00	000100	18.2		2,850.00	000100	20.4
	6,050.00	017800	21.3		3,000.00	000100	7.5
	6,228.54	024500	11.7		3,200.00	000100	2.2
	6,300.00	000100	53.3		3,400.00	000100	1.5
	6,500.00	000100	73.7		3,500.00	000100	17.6
	6,500.00	025100	5.1		3,700.00	000100	2.3
	6,501.73	000100	9.7		3,800.00	000100	4.8
	6,550.00	017800	35.4		3,800.00	017200	5.2
	6,612.00	002200	45.6		4,000.00	000100	3.8
	6,629.00	002200	31.2		4,000.00	021200	1.0
	6,800.00	000100	90.8		4,050.00	011800	1.3
	7,048.08	000100	13.8		4,050.00	017600	1.9
	7,048.08	021000	13.3		4,200.00	000100	1.0
	7,300.00	017800	9.1		4,300.00	000100	18.3
	7,600.00	000100	20.5		4,300.00	025100	1.2
	7,600.00	019200	7.7		4,500.00	000100	7.5
	8,451.52	000100	13.2	Wtd. Avg. Base & Total Tons	4,500.00	024800	1.1
Wtd. Avg. Base & Total Tons	1,808.11		38,720.3		1,465.51		2,810.1
				Tannat	1,500.00	000100	1.0
				Wtd. Avg. Base & Total Tons	1,500.00		1.0

**TABLE 8: BASE PRICE PAID TO GROWERS FOR GRAPES CRUSHED AND DELIVERED TO CALIFORNIA PROCESSORS  
FROM THE 2023 CROP WITH BRIX FACTORS AND PURCHASED TONNAGE, BY TYPE, VARIETY, REPORTING DISTRICT  
WHERE GROWN, AND WEIGHTED AVERAGE BASE PRICE**

District, Type, and Variety	Base Price	Brix	Tons	District, Type, and Variety	Base Price	Brix	Tons
	Per Ton	Factors			Per Ton	Factors	
	Dollars	Code <sup>1</sup>			Dollars	Code <sup>1</sup>	
<b>DISTRICT 7 (Cont'd)</b>							
Tempranillo *	1,300.00	024800	37.2		1,887.00	017000	3.3
	1,400.00	000100	22.1		1,997.43	000100	13.9
	2,250.00	000100	3.3		2,000.00	000100	18.8
Wtd. Avg. Base & Total Tons	1,385.38		62.6		2,000.00	013600	1.9
					2,074.79	017000	31.7
Teroldego	1,200.00	017400	66.9		2,097.00	017000	3.8
	1,600.00	000100	3.0		2,100.00	000100	35.8
Wtd. Avg. Base & Total Tons	1,217.17		69.9		2,200.00	000100	44.6
					2,200.00	013400	1.0
Trousseau *	1,000.00	000100	2.0		2,250.00	000100	17.3
	3,500.00	000100	5.8		2,300.00	000100	8.7
Wtd. Avg. Base & Total Tons	2,858.97		7.8		2,300.00	017400	2.1
					2,350.00	000100	1.7
Valdiguie *	1,000.00	000100	204.5		2,400.00	000100	9.5
	1,950.00	000100	10.0		2,421.00	000100	25.5
	2,000.00	000100	25.7		2,450.00	010900	2.0
	2,200.00	000100	1.8		2,500.00	000100	13.6
	2,200.00	013100	1.0		2,500.00	011000	2.0
	2,500.00	015300	7.3		2,500.00	013600	3.6
	2,750.00	000100	13.7		2,600.00	000100	5.7
	2,800.00	000100	7.7		2,617.00	010700	0.9
	3,000.00	000100	3.3		2,700.00	000100	13.5
	3,000.00	013800	12.3		2,750.00	000100	2.2
	3,000.00	025100	1.6		2,750.00	007800	3.0
	3,100.00	011100	2.7		2,750.00	011300	0.9
	3,200.00	000100	5.4		2,800.00	000100	15.1
Wtd. Avg. Base & Total Tons	1,469.01		297.0		2,800.00	011100	1.4
					2,800.00	020800	5.0
Zinfandel	850.00	017600	3.1		2,850.00	000100	4.6
	1,000.00	024800	1.5		2,900.00	013100	4.0
	1,200.00	000100	4.5		3,000.00	000100	13.1
	1,400.00	000100	31.5		3,100.00	000100	1.8
	1,500.00	023100	0.1		3,200.00	000100	2.8
	1,600.00	000100	20.1		3,300.00	000100	4.1
	1,700.00	000100	0.9		3,500.00	011600	0.9
	1,792.81	000100	249.5		7,145.00	000100	6.3
	1,800.00	000100	2.3	Wtd. Avg. Base & Total Tons	2,286.41		410.2
	2,000.00	000100	3.8				
	2,500.00	000100	8.6	Arneis	2,199.93	013100	5.9
	2,900.00	000100	1.0		2,200.00	000100	5.7
	3,000.00	000100	0.5		2,282.84	017800	4.2
	3,186.29	013400	4.2		2,500.00	000100	3.9
	3,200.00	000100	15.6	Wtd. Avg. Base & Total Tons	2,277.03		19.7
	3,225.60	000100	2.0				
Wtd. Avg. Base & Total Tons	1,838.99		349.2	Chardonnay *	300.00	000100	1,369.9
					500.00	000100	390.3
Other Red Wine <sup>4</sup>	1,400.00	000100	26.2		550.00	000100	37.7
	1,500.00	000100	0.4		600.00	000100	10.4
	1,700.00	000100	3.1		745.00	000100	263.7
	1,800.00	000100	17.0		800.00	000100	199.7
	1,900.00	000100	2.1		850.00	000100	1,111.2
	2,200.00	011100	1.7		900.00	024500	447.8
	2,217.00	016900	1.4		952.65	000100	23.8
	2,400.00	000100	0.8		1,000.00	000100	259.1
	2,500.00	000100	4.0		1,000.00	031120	1.0
	2,750.00	000100	4.2		1,100.00	000100	632.9
	3,000.00	000100	2.3		1,100.00	013600	137.1
	3,200.00	000100	4.5		1,139.00	000100	1,196.4
	3,250.00	000100	3.1		1,150.00	000100	105.8
	3,500.00	000100	22.9		1,200.00	000100	49.1
	3,600.00	000100	9.7		1,200.00	007600	0.8
	3,600.00	011100	2.3		1,200.00	013600	2.0
Wtd. Avg. Base & Total Tons	2,480.40		105.7		1,200.00	024500	450.8
					1,250.00	000100	1,148.7
<b>DISTRICT 8</b>					1,300.00	000100	214.2
<b>Wine Grapes (White)</b>					1,361.59	000100	154.1
Albarino *	1,300.00	000100	16.8		1,364.04	000100	399.9
	1,700.00	000100	12.8		1,400.00	000100	282.5
	1,700.00	013100	1.9		1,400.00	017200	117.9
	1,700.00	013600	39.4		1,450.00	000100	42.5
	1,700.00	017000	1.7		1,500.00	000100	16.1
	1,750.00	000100	3.7		1,500.00	017000	5.5
	1,800.00	000100	6.1		1,500.00	024500	1.0
	1,800.00	010700	1.7		1,543.61	000100	123.1
					1,550.00	000100	88.2

**TABLE 8: BASE PRICE PAID TO GROWERS FOR GRAPES CRUSHED AND DELIVERED TO CALIFORNIA PROCESSORS FROM THE 2023 CROP WITH BRIX FACTORS AND PURCHASED TONNAGE, BY TYPE, VARIETY, REPORTING DISTRICT WHERE GROWN, AND WEIGHTED AVERAGE BASE PRICE**

District, Type, and Variety	Base Price	Brix	Tons	District, Type, and Variety	Base Price	Brix	Tons
	Per Ton	Factors			Per Ton	Factors	
	Dollars	Code <sup>1</sup>			Dollars	Code <sup>1</sup>	
<b>DISTRICT 8 (Cont'd)</b>							
Chardonnay * (Cont'd)	1,600.00	000100	918.6		2,800.00	017200	2.0
	1,600.00	013600	124.3		2,800.00	021500	4.1
	1,600.00	017200	95.5		2,900.00	000100	38.2
	1,635.36	000100	52.2		2,907.29	000100	3.4
	1,650.00	013600	35.1		2,907.29	015900	3.3
	1,686.85	000100	8.2		2,922.28	000100	31.1
	1,696.85	000100	109.2		2,931.00	000100	9.1
	1,700.00	000100	417.6		2,980.00	011600	7.0
	1,700.00	020800	325.5		2,992.71	000100	23.2
	1,750.00	000100	46.1		2,998.57	000100	5.7
	1,765.02	017200	240.1		3,000.00	000100	67.2
	1,800.00	000100	457.0		3,000.00	006890	4.3
	1,836.00	000100	150.8		3,000.00	013100	4.0
	1,850.00	000100	12.3		3,000.00	013400	2.7
	1,850.00	020800	90.3		3,000.00	013800	0.4
	1,868.29	019500	510.1		3,000.00	017200	4.4
	1,875.00	000100	6.3		3,058.00	000100	34.4
	1,900.00	000100	105.2		3,108.53	021000	5.0
	1,900.00	013600	3.2		3,139.81	000100	117.9
	1,901.54	000100	3.9		3,156.00	000100	1.7
	1,917.00	002300	46.0		3,165.97	000100	2.4
	1,950.00	000100	6.0		3,171.40	000100	3.1
	1,950.00	019100	142.1		3,200.00	000100	54.8
	1,965.00	000100	19.0		3,200.00	016900	6.6
	1,975.00	000100	92.4		3,250.00	000100	38.4
	2,000.00	000100	783.5		3,250.00	019100	264.3
	2,000.00	017200	45.0		3,251.07	000100	6.2
	2,000.00	019100	139.9		3,272.42	000100	1.9
	2,000.00	024500	5.5		3,275.00	000100	3.0
	2,018.58	017800	6.2		3,296.00	000100	39.8
	2,050.00	000100	22.1		3,300.00	017400	6.0
	2,060.00	021000	15.9		3,317.00	017100	23.3
	2,100.00	000100	115.6		3,354.57	000100	4.9
	2,100.00	017200	0.5		3,354.57	021000	0.7
	2,100.00	020800	21.1		3,400.00	000100	2.0
	2,125.00	009500	8.4		3,400.00	013400	4.1
	2,150.00	000100	41.2		3,500.00	000100	45.2
	2,187.00	013100	3.0		3,500.00	020800	2.1
	2,200.00	000100	223.4		3,503.15	000100	15.0
	2,200.00	011100	0.9		3,600.00	000100	19.7
	2,200.00	013400	45.3		3,600.00	009400	2.8
	2,200.00	017200	6.1		3,600.00	020700	3.3
	2,233.63	000100	22.2		3,708.59	000100	8.0
	2,250.00	000100	92.4		3,731.25	000100	3.1
	2,250.00	019100	25.9		3,750.00	000100	53.0
	2,273.00	017200	4.7		3,750.00	004210	1.0
	2,294.00	000100	1.7		3,750.00	011300	2.1
	2,300.00	000100	150.7		3,750.00	016900	3.6
	2,300.00	004050	1.4		3,750.00	017000	3.7
	2,300.00	013600	13.7		3,750.00	021000	7.5
	2,350.00	000100	85.5		3,750.00	024500	1.2
	2,389.43	000100	7.8		3,796.67	007600	3.0
	2,400.00	000100	91.0		3,800.00	000100	37.7
	2,400.00	024500	601.3		3,800.00	011100	4.0
	2,400.00	046000	69.7		3,800.00	013100	23.0
	2,413.30	000100	130.3		3,850.00	000100	18.9
	2,425.00	000100	5.1		3,900.00	000100	15.2
	2,450.00	000100	47.4		3,900.00	011300	3.0
	2,465.76	000100	19.5		3,900.00	016900	10.3
	2,500.00	000100	170.3		3,975.00	000100	13.0
	2,500.00	007800	2.2		3,975.00	011600	15.7
	2,500.00	009500	3.0		3,995.02	000100	3.6
	2,500.00	013100	3.0		4,000.00	000100	36.2
	2,500.00	021000	4.5		4,000.00	004210	1.0
	2,600.00	000100	216.4		4,000.00	010700	2.5
	2,600.00	017400	36.0		4,017.00	000100	43.5
	2,650.00	000100	49.0		4,100.00	000100	6.9
	2,680.00	013400	14.9		4,172.48	000100	2.9
	2,700.00	000100	192.1		4,188.00	000100	8.9
	2,700.00	013600	3.9		4,200.00	000100	19.8
	2,750.00	000100	242.3		4,200.00	016900	5.7
	2,796.43	000100	5.0		4,200.00	018000	6.4
	2,800.00	000100	90.0		4,223.00	000100	9.2
	2,800.00	017000	19.3		4,235.00	017200	2.0
					4,240.00	000100	4.3



**TABLE 8: BASE PRICE PAID TO GROWERS FOR GRAPES CRUSHED AND DELIVERED TO CALIFORNIA PROCESSORS FROM THE 2023 CROP WITH BRIX FACTORS AND PURCHASED TONNAGE, BY TYPE, VARIETY, REPORTING DISTRICT WHERE GROWN, AND WEIGHTED AVERAGE BASE PRICE**

District, Type, and Variety	Base Price	Brix	Tons	District, Type, and Variety	Base Price	Brix	Tons
	Per Ton	Factors			Per Ton	Factors	
	Dollars	Code <sup>1</sup>			Dollars	Code <sup>1</sup>	
<b>DISTRICT 8 (Cont'd)</b>							
Chardonnay * (Cont'd)	4,245.00	016900	6.9		3,300.00	000100	3.2
	4,249.00	000100	3.8		3,500.00	000100	4.8
	4,300.00	000100	11.8		5,500.00	000100	1.0
	4,300.00	009100	4.0		6,250.00	000100	1.3
	4,354.00	000100	2.3	Wtd. Avg. Base & Total Tons	2,622.94		75.3
	4,387.50	000100	7.6				
	4,400.00	000100	5.9	Falaghina Greco <sup>2</sup>	1,600.00	000100	1.0
	4,400.00	015700	1.0		2,500.00	000100	13.9
	4,453.00	000100	4.5	Wtd. Avg. Base & Total Tons	2,439.60		14.9
	4,500.00	000100	28.3				
	4,500.00	011300	10.1	Fiano	1,900.00	000100	8.8
	4,511.34	000100	1.4	Wtd. Avg. Base & Total Tons	1,900.00		8.8
	4,750.00	000100	100.9				
	4,812.79	000100	3.1	French Colombard	1,600.00	000100	32.9
	4,850.00	000100	2.0		2,100.00	013600	4.0
	4,900.00	000100	49.8	Wtd. Avg. Base & Total Tons	1,654.20		36.9
	5,000.00	000100	42.7				
	5,250.00	000100	10.0	Gewurztraminer	1,300.00	021000	2.1
	5,250.00	017400	2.2		1,959.84	000100	7.5
	5,300.00	000100	14.5		2,000.00	000100	12.8
	5,300.00	016900	6.4		2,200.00	000100	12.4
	5,369.04	021000	3.0		2,200.00	007050	1.3
	5,500.00	000100	14.6		2,500.00	000100	0.7
	5,629.00	017400	12.6		3,000.00	000100	3.3
	6,000.00	000100	8.5	Wtd. Avg. Base & Total Tons	3,000.00	011000	1.5
	6,250.00	011300	3.6		2,147.09		41.6
	6,290.58	000100	2.5				
	6,308.75	000100	2.7	Gray Riesling *	1,750.00	000100	11.5
	6,318.98	000100	1.9	Wtd. Avg. Base & Total Tons	1,750.00		11.5
	6,932.69	000100	9.6				
	7,145.00	000100	37.4	Grenache Blanc *	1,200.00	000100	42.6
	7,250.00	000100	4.2		1,300.00	000100	17.6
	7,250.00	011300	3.8		1,311.90	009000	31.3
	12,608.00	000100	2.1		1,336.70	000100	23.2
Wtd. Avg. Base & Total Tons	1,677.06		18,930.3		1,400.00	016100	1.6
					1,500.00	000100	99.3
Chenin Blanc	250.00	000100	49.4		1,500.00	013100	66.2
	1,200.00	000100	19.0		1,800.00	000100	16.1
	1,250.00	000100	69.3		1,800.00	013600	5.0
	1,500.00	000100	0.6		1,800.00	017200	2.1
	1,600.00	000100	30.9		1,842.00	000100	12.1
	1,700.00	000100	3.1		1,900.00	000100	20.0
	1,800.00	000100	39.8		1,950.00	000100	3.0
	1,950.00	000100	23.4		2,000.00	000100	11.8
	2,000.00	000100	50.1		2,000.00	013400	4.6
	2,000.00	009400	6.0		2,000.00	017200	4.5
	2,000.00	017400	0.9		2,200.00	000100	20.8
	2,100.00	000100	2.0		2,250.00	000100	1.0
	2,400.00	000100	2.7		2,250.00	017800	10.7
	2,500.00	000100	9.3		2,300.00	000100	4.9
	2,500.00	013800	0.8		2,350.00	000100	7.8
	2,520.00	000100	3.0		2,400.00	000100	9.6
	2,525.00	000100	1.3		2,400.00	017400	6.0
	2,600.00	000100	21.3		2,400.94	000100	13.1
	2,600.00	010700	2.6		2,500.00	000100	59.2
	2,700.00	000100	4.7		2,500.00	011100	4.0
	2,750.00	000100	4.9		2,500.00	020600	2.0
	3,000.00	000100	1.6		2,525.00	000100	14.4
	3,000.00	010900	0.5		2,553.44	000100	3.6
	3,200.00	000100	1.7		2,600.00	000100	14.4
	3,500.00	000100	10.3		2,600.00	011300	2.0
	3,850.00	000100	1.0		2,700.00	000100	14.5
	4,000.00	000100	0.8		2,701.40	000100	2.9
	4,000.00	011300	2.8		2,800.00	000100	2.0
	4,200.00	000100	2.2		2,800.00	020800	2.4
Wtd. Avg. Base & Total Tons	1,691.29		366.0		3,000.00	000100	24.1
					3,000.00	013400	3.2
					3,000.00	017200	0.7
Clarette Blanche <sup>2</sup>	1,800.00	000100	19.3		3,150.00	000100	2.8
	1,900.00	009000	5.6		3,300.00	007900	2.1
	2,500.00	000100	20.7		3,500.00	000100	5.2
	2,750.00	000100	3.2		3,750.00	000100	1.9
	2,750.00	011300	1.0		3,800.00	000100	2.1
	3,000.00	000100	3.7		3,800.00	012900	6.5
	3,195.00	000100	11.5		4,000.00	000100	2.8

**TABLE 8: BASE PRICE PAID TO GROWERS FOR GRAPES CRUSHED AND DELIVERED TO CALIFORNIA PROCESSORS  
FROM THE 2023 CROP WITH BRIX FACTORS AND PURCHASED TONNAGE, BY TYPE, VARIETY, REPORTING DISTRICT  
WHERE GROWN, AND WEIGHTED AVERAGE BASE PRICE**

District, Type, and Variety	Base Price	Brix	Tons	District, Type, and Variety	Base Price	Brix	Tons
	Per Ton	Factors			Per Ton	Factors	
	Dollars	Code <sup>1</sup>			Dollars	Code <sup>1</sup>	
<b>DISTRICT 8 (Cont'd)</b>				Moscato Gaillo *	2,000.00	000100	2.2
Grenache Blanc * (Cont'd)	4,074.25	000100	29.2	Wtd. Avg. Base & Total Tons	2,000.00		2.2
	4,250.00	000100	2.1	Muscat Blanc *	1,200.00	000100	24.1
	4,600.00	000100	1.9		1,250.00	000100	1.5
	5,000.00	000100	4.3		1,350.00	000100	5.1
	5,500.00	000100	13.0		1,500.00	000100	26.2
	8,300.00	000100	1.0		1,500.00	007600	1.4
Wtd. Avg. Base & Total Tons	2,175.70		659.2		1,600.00	000100	15.3
Grenache Gris *	1,000.00	000100	1.1		1,655.44	000100	1.1
	2,200.00	000100	4.2		1,820.98	000100	21.8
	2,200.00	013400	2.1		1,900.00	000100	5.3
	2,350.00	000100	4.3		1,950.00	000100	58.9
	2,400.00	000100	3.2		2,000.00	000100	7.9
	2,400.00	009000	2.0	Wtd. Avg. Base & Total Tons	1,695.16		168.6
	2,500.00	000100	3.1	Muscat Orange	900.00	000100	22.7
	2,900.00	000100	1.6		1,230.73	000100	92.0
	5,000.00	000100	1.6		1,500.00	000100	14.5
Wtd. Avg. Base & Total Tons	2,497.20		23.2		1,600.00	000100	14.7
Gruener Veltliner	2,000.00	000100	11.5		1,800.00	000100	7.8
	2,092.01	017000	104.0		2,200.00	000100	1.8
	2,100.00	000100	5.3		4,320.00	013100	1.7
	2,200.00	000100	11.5	Wtd. Avg. Base & Total Tons	1,316.18		155.2
	2,300.00	000100	23.8	Picpoul Blanc	1,400.00	000100	13.2
	2,400.00	011000	3.1		1,800.00	000100	1.9
	2,400.00	011200	3.1		1,800.00	013400	1.1
	2,400.00	017200	8.2		2,000.00	000100	1.2
	2,448.86	019000	1.5		2,000.00	021000	2.1
	2,500.00	011200	8.0		2,200.00	000100	7.0
	2,568.96	000100	7.7		2,300.00	000100	1.3
	2,650.00	011600	2.5		2,300.00	009000	10.4
	2,850.00	000100	6.2		2,500.00	000100	12.1
	2,850.00	011200	8.3		2,600.00	000100	5.8
	3,000.00	000100	3.0		2,750.00	000100	1.0
	3,100.00	000100	0.7		2,800.00	000100	2.1
	3,250.00	000100	4.6		2,800.00	020800	0.6
	3,300.00	000100	1.7		3,000.00	000100	3.0
	3,500.00	000100	2.1		3,100.00	000100	2.1
	3,800.00	000100	5.1		3,150.00	017000	1.0
	4,000.00	000100	8.2		3,900.02	000100	10.5
	4,000.00	011300	0.4		4,000.00	000100	6.1
Wtd. Avg. Base & Total Tons	2,388.56		230.5		4,200.00	000100	1.5
Malvasia Bianca	1,300.00	010700	1.1		4,745.00	000100	1.5
	1,500.00	000100	23.6		5,388.00	000100	1.4
	1,800.00	000100	3.6		8,300.00	000100	0.9
	1,900.00	000100	6.4	Wtd. Avg. Base & Total Tons	2,743.40		87.8
	2,100.00	000100	2.6	Pinot Blanc	1,800.00	017400	1.2
	2,500.00	017200	1.2		2,200.00	017000	5.2
	3,200.00	000100	5.3		2,308.37	000100	19.8
	3,248.00	013400	2.8		2,500.00	000100	17.7
Wtd. Avg. Base & Total Tons	1,931.00		46.6		3,540.60	000100	7.8
Marsanne	2,000.00	000100	6.4		3,698.00	000100	3.5
	2,123.00	024500	16.6		3,700.00	000100	0.8
	2,300.00	000100	2.8		3,900.00	000100	2.3
	2,369.00	000100	1.8	Wtd. Avg. Base & Total Tons	2,676.59		58.3
	2,500.00	000100	5.4	Pinot Gris *	525.00	011300	144.4
	2,638.91	013100	5.5		1,100.00	000100	525.3
	2,700.00	007800	1.0		1,200.00	000100	381.1
	2,750.00	000100	0.9		1,208.29	013100	3.2
	3,600.00	006890	1.0		1,212.26	000100	493.0
	4,000.00	000100	0.6		1,300.00	000100	20.2
	4,000.00	007800	3.1		1,500.00	017000	153.9
	4,100.00	000100	1.4		1,550.00	000100	5.7
	5,227.21	021000	0.8		1,600.00	000100	67.9
	5,300.00	000100	0.3		1,786.64	021000	37.0
	5,681.23	000100	2.5		1,800.00	000100	38.1
	6,425.00	000100	1.0		1,875.00	000100	2.6
Wtd. Avg. Base & Total Tons	2,788.16		51.1		2,000.00	000100	4.7
Melon	2,400.00	000100	14.4		2,080.00	009500	8.1
Wtd. Avg. Base & Total Tons	2,400.00		14.4		2,100.00	000100	7.1
					2,100.00	021000	11.7

**TABLE 8: BASE PRICE PAID TO GROWERS FOR GRAPES CRUSHED AND DELIVERED TO CALIFORNIA PROCESSORS  
FROM THE 2023 CROP WITH BRIX FACTORS AND PURCHASED TONNAGE, BY TYPE, VARIETY, REPORTING DISTRICT  
WHERE GROWN, AND WEIGHTED AVERAGE BASE PRICE**

District, Type, and Variety	Base Price	Brix	Tons	District, Type, and Variety	Base Price	Brix	Tons
	Per Ton	Factors			Per Ton	Factors	
	Dollars	Code <sup>1</sup>			Dollars	Code <sup>1</sup>	
<b>DISTRICT 8 (Cont'd)</b>							
Pinot Gris * (Cont'd)	2,200.00	000100	4.0		1,200.00	011100	119.9
	2,200.00	016800	4.2		1,200.00	011300	186.6
	2,272.53	000100	2.3		1,250.00	000100	107.0
	2,300.00	011300	0.5		1,264.19	000100	200.1
	2,308.37	000100	5.7		1,300.00	000100	404.3
	2,400.00	017000	3.1		1,300.00	009300	638.1
	2,400.00	024800	3.0		1,300.00	013600	97.5
	2,496.81	000100	3.1		1,373.53	000100	68.8
	2,500.00	000100	50.1		1,400.00	000100	227.6
	2,500.00	013400	1.8		1,400.00	013100	1,310.8
	2,500.00	017000	4.5		1,450.00	013100	70.1
	2,600.00	000100	7.9		1,463.17	000100	76.9
	2,688.81	000100	1.8		1,475.18	017000	61.9
	2,900.00	000100	3.4		1,500.00	000100	299.5
	3,000.00	000100	1.7		1,500.00	013100	268.1
	3,200.00	000100	5.4		1,525.00	013100	13.3
	3,300.00	016800	2.3		1,550.00	000100	18.7
	3,500.00	000100	0.7		1,575.00	013100	15.8
	3,600.00	009400	0.6		1,589.13	000100	492.4
	3,700.00	000100	2.1		1,589.13	017800	4.4
Wtd. Avg. Base & Total Tons	1,277.65		2,012.2		1,600.00	000100	54.1
					1,600.00	010700	8.7
					1,620.00	000100	4.9
Ribolla Gialla *	3,500.00	000100	0.1		1,668.22	000100	3.5
Wtd. Avg. Base & Total Tons	3,500.00		0.1		1,680.00	013100	125.7
					1,694.00	000100	107.4
Roussanne	1,400.00	016100	2.7		1,697.44	017200	24.5
	1,950.00	000100	5.6		1,700.00	000100	551.0
	2,100.00	000100	3.6		1,700.00	009500	2.3
	2,200.00	000100	3.2		1,700.00	017000	685.6
	2,266.00	000100	0.7		1,744.00	017200	14.0
	2,300.00	000100	1.9		1,750.00	013100	116.3
	2,350.00	000100	3.5		1,766.63	017200	30.5
	2,400.00	000100	2.1		1,784.57	017200	47.7
	2,458.00	000100	3.0		1,800.00	000100	63.6
	2,500.00	000100	14.3		1,800.00	017200	48.7
	2,700.00	007800	1.8		1,850.00	000100	41.1
	2,900.00	000100	1.7		1,857.64	000100	144.1
	3,000.00	000100	4.3		1,900.00	000100	309.9
	3,250.00	000100	1.0		1,900.00	017200	211.9
	3,268.00	024500	26.4		1,903.56	000100	6.0
	3,400.00	000100	2.2		2,000.00	000100	140.5
	3,500.00	000100	12.0		2,000.00	013600	2.2
	3,568.01	000100	5.2		2,025.00	000100	276.0
	3,700.00	000100	7.2		2,100.00	000100	263.9
	4,000.00	000100	3.0		2,100.00	013100	15.8
	4,000.00	010700	1.6		2,100.00	017000	44.1
	4,000.00	021500	1.0		2,100.00	017200	2.0
	4,074.25	000100	1.9		2,112.00	000100	5.0
	4,500.00	000100	4.9		2,121.80	000100	697.4
	4,500.00	021500	2.0		2,180.00	015700	80.0
	4,577.63	024800	2.2		2,200.00	000100	115.8
	5,000.00	000100	2.8		2,200.00	011300	2.3
	5,200.00	000100	3.2		2,200.00	017200	2.5
	5,300.00	000100	1.2		2,200.00	017800	0.8
	5,500.00	000100	4.2		2,205.00	000100	13.1
	5,830.00	000100	1.0		2,208.16	013600	241.0
	6,000.00	000100	2.2		2,250.00	000100	63.7
	6,000.00	013800	1.9		2,250.00	017800	10.6
	6,295.56	000100	1.3		2,300.00	000100	49.8
	6,315.79	000100	1.5		2,333.93	000100	0.7
	8,300.00	000100	0.6		2,350.00	000100	2.7
	8,669.20	000100	3.3		2,396.73	000100	7.7
	9,513.60	021000	0.5		2,400.00	000100	10.6
Wtd. Avg. Base & Total Tons	3,618.28		142.7		2,400.00	021000	11.0
					2,475.05	000100	2.3
Sauvignon Blanc *	250.00	000100	14.8		2,500.00	000100	65.7
	470.00	014100	0.2		2,500.00	020600	0.5
	1,000.00	000100	297.6		2,500.00	021000	2.5
	1,012.50	025100	6.4		2,575.00	000100	3.1
	1,050.00	000100	178.2		2,600.00	000100	20.2
	1,100.00	000100	820.8		2,611.05	000100	4.0
	1,100.00	013100	215.4		2,625.00	016900	11.5
	1,177.00	000100	390.4		2,650.00	000100	20.3
	1,200.00	000100	58.3		2,650.00	009400	1.7

**TABLE 8: BASE PRICE PAID TO GROWERS FOR GRAPES CRUSHED AND DELIVERED TO CALIFORNIA PROCESSORS  
FROM THE 2023 CROP WITH BRIX FACTORS AND PURCHASED TONNAGE, BY TYPE, VARIETY, REPORTING DISTRICT  
WHERE GROWN, AND WEIGHTED AVERAGE BASE PRICE**

District, Type, and Variety	Base Price	Brix	Tons	District, Type, and Variety	Base Price	Brix	Tons
	Per Ton	Factors			Per Ton	Factors	
	Dollars	Code <sup>1</sup>			Dollars	Code <sup>1</sup>	
<b>DISTRICT 8 (Cont'd)</b>							
Sauvignon Blanc * (Cont'd)	2,650.00	009500	4.3		2,000.00	017000	11.7
	2,673.09	000100	3.5		2,017.00	010700	1.0
	2,675.00	000100	2.0		2,200.00	000100	16.1
	2,675.00	013400	4.1		2,250.00	000100	4.1
	2,680.01	000100	10.4		2,400.00	000100	18.2
	2,700.00	000100	8.9		2,400.00	010900	2.1
	2,750.00	000100	6.0		2,500.00	000100	5.2
	2,750.00	013100	1.0		2,575.00	000100	2.0
	2,750.01	000100	1.0		2,800.00	010900	0.5
	2,770.47	000100	3.3		2,929.94	000100	3.1
	2,800.00	000100	7.0		3,000.00	000100	1.1
	2,810.00	013400	10.7		3,300.00	000100	1.0
	2,900.00	000100	6.6		3,700.00	000100	1.0
	3,000.00	000100	43.9		3,750.00	000100	1.4
	3,000.00	013400	3.8		4,000.00	000100	8.1
	3,000.00	013800	4.2		4,250.00	000100	0.8
	3,156.00	000100	6.7		4,500.00	000100	6.4
	3,300.00	000100	1.3	Wtd. Avg. Base & Total Tons	2,173.18		171.8
	3,312.55	000100	4.2	Viognier	200.00	000100	72.7
	3,398.25	000100	4.7		500.00	000100	1.3
	3,500.00	000100	2.4		734.00	000100	6.7
	3,700.00	000100	2.1		1,100.00	000100	35.1
	4,000.00	000100	3.2		1,150.00	000100	88.9
	5,000.00	000100	14.2		1,200.00	000100	49.5
	5,500.00	000100	4.5		1,250.00	000100	0.3
	5,720.00	000100	1.4		1,300.00	000100	28.9
	6,000.00	000100	6.5		1,400.00	000100	28.3
	7,145.00	000100	13.7		1,500.00	000100	7.0
Wtd. Avg. Base & Total Tons	1,600.06		11,642.0		1,600.00	000100	48.7
Semillon	1,800.00	000100	6.8		1,625.00	000100	25.3
	2,100.00	000100	14.4		1,650.00	000100	10.3
	2,500.00	011000	2.2		1,700.00	000100	16.5
	2,500.00	013800	1.1		1,800.00	000100	13.9
	2,900.00	000100	0.4		1,900.00	000100	24.8
Wtd. Avg. Base & Total Tons	2,083.94		24.9		1,980.79	020800	2.7
St. Emilion *	1,900.00	000100	2.3		2,000.00	000100	84.7
	2,600.00	000100	0.5		2,000.00	017200	1.6
	2,700.00	011300	1.9		2,000.00	021500	0.6
	3,300.00	000100	2.2		2,058.00	024500	35.8
	4,000.00	000100	0.7		2,058.12	017800	2.0
Wtd. Avg. Base & Total Tons	2,744.74		7.6		2,100.00	000100	12.3
					2,160.00	013100	25.1
Sylvaner	2,000.00	000100	3.5		2,174.84	020800	8.0
Wtd. Avg. Base & Total Tons	2,000.00		3.5		2,200.00	000100	14.3
					2,200.00	017200	2.3
Tocai Friulano	1,800.00	000100	23.0		2,200.00	017800	0.9
	1,900.00	000100	22.1		2,200.00	024800	3.3
	2,600.00	000100	1.4		2,250.00	000100	8.0
Wtd. Avg. Base & Total Tons	1,871.61		46.5		2,263.93	000100	5.7
					2,275.00	000100	2.0
Torrontes	2,200.00	000100	1.7		2,300.00	000100	7.8
Wtd. Avg. Base & Total Tons	2,200.00		1.7		2,350.00	000100	2.7
					2,366.39	028100	3.2
Verdejo	2,000.00	011000	1.3		2,385.73	000100	3.0
Wtd. Avg. Base & Total Tons	2,000.00		1.3		2,400.00	000100	0.9
					2,400.00	017400	6.4
Verdelho	1,400.00	000100	3.5		2,436.48	000100	0.2
	1,750.00	000100	6.0		2,464.00	000100	5.0
	1,800.00	000100	14.2		2,500.00	000100	40.6
	2,250.00	013600	4.1		2,500.00	011300	4.2
	2,800.00	000100	6.0		2,500.00	013600	1.7
Wtd. Avg. Base & Total Tons	1,981.80		33.8		2,500.00	017000	0.5
					2,500.00	020700	9.5
Vermentino *	1,100.00	009000	1.6		2,500.00	021000	1.2
	1,250.00	000100	4.8		2,600.00	000100	11.0
	1,500.00	000100	42.2		2,700.00	000100	6.6
	1,700.00	000100	8.0		2,700.00	007800	0.5
	1,800.00	000100	2.3		2,750.00	000100	10.1
	1,841.08	013100	3.0		2,800.00	000100	6.3
	1,874.83	017800	1.8		2,800.00	011100	0.8
	1,900.00	000100	5.1		2,850.00	000100	2.3
	2,000.00	000100	19.2		2,865.00	007600	5.7
					2,900.00	000100	3.8
					2,950.00	000100	3.4

**TABLE 8: BASE PRICE PAID TO GROWERS FOR GRAPES CRUSHED AND DELIVERED TO CALIFORNIA PROCESSORS FROM THE 2023 CROP WITH BRIX FACTORS AND PURCHASED TONNAGE, BY TYPE, VARIETY, REPORTING DISTRICT WHERE GROWN, AND WEIGHTED AVERAGE BASE PRICE**

District, Type, and Variety	Base Price	Brix	Tons	District, Type, and Variety	Base Price	Brix	Tons
	Per Ton	Factors			Per Ton	Factors	
	Dollars	Code <sup>1</sup>			Dollars	Code <sup>1</sup>	
<b>DISTRICT 8 (Cont'd)</b>							
Viognier (Cont'd)	2,970.00	013100	35.2	Other White Wine <sup>4</sup>	1,800.00	000100	10.2
	3,000.00	000100	14.2		2,000.00	017200	8.6
	3,000.00	013600	2.9		2,037.80	000100	3.7
	3,000.00	020800	2.5		2,200.00	000100	7.6
	3,000.00	021000	3.2		2,400.00	000100	0.5
	3,089.00	000100	3.2		2,800.00	000100	4.2
	3,100.00	000100	10.9		3,000.00	000100	2.3
	3,168.00	000100	0.7		3,000.00	006650	1.9
	3,200.00	000100	3.8		3,100.00	000100	1.6
	3,240.00	000100	1.0		3,250.00	000100	3.3
	3,250.00	000100	1.4		4,750.00	000100	1.3
	3,300.00	000100	1.0	Wtd. Avg. Base & Total Tons	2,372.56		45.2
	3,400.00	000100	1.6	<b>Wine Grapes (Red)</b>			
	3,500.00	000100	8.6	Aglianico	1,700.00	000100	4.5
	3,513.00	000100	1.3		1,704.00	013600	5.4
	3,600.00	006890	2.7		1,750.00	000100	5.6
	3,683.00	000100	3.8		1,900.00	000100	2.1
	3,700.00	000100	0.9		2,250.00	024800	2.8
	3,750.00	000100	3.2		2,300.00	013600	1.2
	3,750.00	009400	0.1		2,700.00	011300	0.9
	3,850.00	011300	1.0		3,000.00	000100	1.7
	4,000.00	000100	3.4	Wtd. Avg. Base & Total Tons	1,951.72		24.2
	4,000.00	010900	1.0	Alicante Bouschet *	1,000.00	000100	0.5
	4,200.00	000100	1.0		1,500.00	013800	0.3
	4,500.00	000100	1.5		1,800.00	000100	12.7
	4,500.00	024800	1.0		2,000.00	024500	1.3
	4,683.00	017400	1.1		2,074.79	021000	4.0
	4,800.00	000100	1.2		3,300.00	000100	2.7
	4,900.00	000100	1.0		3,300.00	013600	2.0
	4,937.39	000100	2.6		3,500.00	000100	1.2
	5,100.00	000100	5.0	Wtd. Avg. Base & Total Tons	2,203.20		24.7
	5,300.00	000100	0.9	Barbera	500.00	000100	3.6
	5,397.92	000100	1.5		1,550.00	000100	6.4
	5,500.00	000100	17.3		1,700.00	028100	20.6
	5,840.00	000100	3.4		1,800.00	000100	5.6
	7,150.00	000100	0.7		1,800.00	020800	1.0
	7,359.22	000100	1.5		1,870.00	000100	8.6
	8,300.00	000100	0.2		1,900.00	000100	11.0
	9,180.00	000100	0.1		2,000.00	000100	6.0
Wtd. Avg. Base & Total Tons	1,986.71		952.5		2,018.86	000100	1.0
White Riesling *	1,000.00	000100	21.6		2,100.00	000100	18.7
	1,100.00	000100	129.6		2,112.50	000100	1.0
	1,300.00	017000	65.5		2,182.93	000100	27.6
	1,400.00	000100	4.0		2,200.00	000100	8.3
	1,800.00	000100	2.0		2,220.00	000100	1.6
	1,900.00	000100	14.9		2,250.00	000100	1.2
	1,900.00	017400	1.0		2,400.00	000100	11.9
	2,000.00	000100	24.5		2,500.00	000100	30.7
	2,000.00	017400	1.2		2,600.00	021000	2.6
	2,034.89	000100	7.9		2,700.00	000100	7.2
	2,052.00	000100	18.0		2,800.00	000100	1.5
	2,100.00	000100	1.0		3,235.63	000100	0.8
	2,146.29	000100	4.6		4,000.00	000100	1.0
	2,200.00	000100	2.5	Wtd. Avg. Base & Total Tons	2,125.14		177.9
	2,200.00	010900	1.0	Blaufraenkisch *	1,800.00	024800	14.4
	2,200.00	017200	1.1	Wtd. Avg. Base & Total Tons	1,800.00		14.4
	2,250.00	000100	6.1	Cabernet Franc	500.00	000100	2.8
	2,300.00	000100	1.5		1,000.00	000100	3.3
	2,400.00	000100	2.1		1,000.00	009500	2.9
	2,400.00	010700	10.9		1,000.00	013800	2.0
	2,500.00	000100	1.5		1,000.00	017400	1.3
	2,500.00	009500	1.4		1,200.00	000100	150.6
	2,565.57	000100	3.7		1,500.00	000100	161.8
	2,576.79	013100	8.1		1,600.00	000100	9.9
	2,650.00	007900	3.4		1,600.00	024800	1.0
	2,900.00	000100	7.0		1,700.00	000100	8.3
	3,000.00	000100	8.9		1,700.00	017800	1.9
	3,300.00	000100	1.8		1,750.00	000100	102.3
	3,700.00	000100	0.6		1,775.00	000100	30.8
	3,900.00	000100	0.4		1,800.00	000100	164.3
Wtd. Avg. Base & Total Tons	1,584.53		357.8				

**TABLE 8: BASE PRICE PAID TO GROWERS FOR GRAPES CRUSHED AND DELIVERED TO CALIFORNIA PROCESSORS FROM THE 2023 CROP WITH BRIX FACTORS AND PURCHASED TONNAGE, BY TYPE, VARIETY, REPORTING DISTRICT WHERE GROWN, AND WEIGHTED AVERAGE BASE PRICE**

District, Type, and Variety	Base Price	Brix	Tons	District, Type, and Variety	Base Price	Brix	Tons
	Per Ton	Factors			Per Ton	Factors	
	Dollars	Code <sup>1</sup>			Dollars	Code <sup>1</sup>	
<b>DISTRICT 8 (Cont'd)</b>							
Cabernet Franc (Cont'd)	1,800.00	021000	0.5		5,300.00	000100	0.7
	1,800.00	027800	1.0		5,520.00	024500	31.7
	1,900.00	000100	45.6		6,000.00	000100	3.5
	1,900.00	017400	1.5		6,153.00	000100	6.2
	1,900.00	024800	1.3		7,000.00	000100	4.1
	1,910.00	024600	3.4		7,000.00	013800	8.1
	1,925.00	000100	21.5		7,200.00	000100	2.3
	2,000.00	000100	186.3		7,379.39	000100	14.2
	2,100.00	000100	9.9	Wtd. Avg. Base & Total Tons	2,659.21		2,394.4
	2,200.00	000100	78.2				
	2,225.00	000100	8.4	Cabernet Sauvignon	300.00	000100	57.6
	2,250.00	024800	1.6		300.00	017400	167.7
	2,400.00	000100	20.4		400.00	000100	1,647.8
	2,400.00	024500	0.7		400.00	023400	235.2
	2,500.00	000100	71.1		400.00	025100	188.3
	2,500.00	013800	4.3		425.00	000100	59.7
	2,500.00	017000	1.9		450.00	000100	5.0
	2,500.00	021000	4.5		470.00	000100	319.8
	2,500.00	028100	10.7		475.00	000100	141.1
	2,520.00	024500	472.7		500.00	000100	55.9
	2,524.75	000100	20.5		600.00	000100	1,033.5
	2,550.00	000100	8.8		650.00	000100	291.8
	2,600.00	000100	24.5		650.00	021200	164.0
	2,600.00	017800	1.0		650.00	021500	108.5
	2,750.00	000100	2.0		700.00	000100	19.5
	2,800.00	000100	76.7		800.00	000100	73.9
	2,800.00	017600	0.5		850.00	000100	995.5
	2,850.00	000100	10.3		932.64	000100	4.8
	2,900.00	000100	6.7		1,000.00	013800	1.1
	2,944.69	000100	17.1		1,068.00	000100	1,498.8
	2,944.69	017800	3.5		1,083.00	000100	55.3
	3,000.00	000100	20.9		1,100.00	000100	154.6
	3,000.00	020800	23.3		1,175.00	000100	2,252.2
	3,000.00	024500	3.6		1,200.00	000100	8,931.7
	3,100.00	000100	18.3		1,250.00	000100	5.1
	3,144.69	000100	16.4		1,287.50	000100	339.2
	3,200.00	000100	10.1		1,300.00	000100	3.2
	3,250.00	000100	36.7		1,326.13	025100	8.6
	3,300.00	000100	13.4		1,350.00	000100	152.4
	3,300.00	011300	2.2		1,400.00	000100	2,725.3
	3,300.00	021000	4.6		1,400.00	024800	113.2
	3,361.57	000100	2.3		1,400.00	025100	177.7
	3,400.00	000100	2.1		1,425.10	000100	22.0
	3,450.00	000100	2.0		1,432.84	000100	452.1
	3,500.00	000100	22.5		1,440.21	000100	23.4
	3,500.00	017400	6.2		1,450.00	000100	1,645.1
	3,500.00	020600	1.0		1,485.00	000100	1,010.7
	3,600.00	000100	39.9		1,500.00	000100	2,362.6
	3,600.00	021000	1.4		1,500.00	021200	2.2
	3,600.00	025100	9.7		1,500.00	024800	131.9
	3,687.79	000100	3.2		1,500.00	025100	1,254.3
	3,744.00	024500	12.7		1,500.00	064535	538.9
	3,750.00	000100	3.9		1,505.00	000100	49.5
	3,800.00	000100	4.8		1,510.95	021000	720.9
	3,800.00	009500	1.1		1,525.00	000100	158.4
	3,800.00	017400	1.6		1,525.00	024800	142.8
	3,800.00	017600	3.5		1,525.00	064535	13.9
	3,800.00	020800	1.7		1,540.00	000100	18.8
	3,800.00	021000	1.0		1,545.62	000100	430.0
	3,852.00	024500	50.2		1,550.00	000100	677.9
	4,000.00	000100	27.4		1,598.68	000100	39.6
	4,017.00	028000	1.6		1,600.00	000100	2,246.5
	4,100.00	000100	26.2		1,600.00	024800	39.2
	4,200.00	013800	4.2		1,600.00	025100	91.5
	4,223.00	000100	9.9		1,600.00	026800	35.5
	4,250.00	000100	1.6		1,620.00	028100	15.0
	4,300.00	000100	7.4		1,633.16	000100	548.5
	4,500.00	000100	4.7		1,640.00	000100	1,541.2
	4,675.00	000100	1.2		1,645.00	000100	3,031.0
	4,700.00	000100	2.3		1,648.00	000100	107.9
	4,800.00	000100	2.0		1,648.00	024800	86.5
	5,000.00	000100	4.3		1,650.00	000100	1,726.5
	5,058.00	024500	147.3		1,650.00	021000	2.1
	5,250.00	000100	2.9		1,689.00	000100	2.3
					1,699.50	000100	769.4

**TABLE 8: BASE PRICE PAID TO GROWERS FOR GRAPES CRUSHED AND DELIVERED TO CALIFORNIA PROCESSORS FROM THE 2023 CROP WITH BRIX FACTORS AND PURCHASED TONNAGE, BY TYPE, VARIETY, REPORTING DISTRICT WHERE GROWN, AND WEIGHTED AVERAGE BASE PRICE**

District, Type, and Variety	Base Price	Brix	Tons	District, Type, and Variety	Base Price	Brix	Tons
	Per Ton	Factors			Per Ton	Factors	
	Dollars	Code <sup>1</sup>			Dollars	Code <sup>1</sup>	
<b>DISTRICT 8 (Cont'd)</b>							
Cabernet Sauvignon (Cont'd)	1,700.00	000100	3,031.6		2,100.00	027100	66.6
	1,700.00	002600	29.0		2,110.00	000100	98.7
	1,700.00	024800	88.6		2,116.50	024500	27.9
	1,700.00	025100	54.8		2,150.00	000100	147.5
	1,717.00	024500	48.3		2,150.00	024500	746.1
	1,726.00	027800	547.7		2,150.00	024800	61.5
	1,730.00	000100	118.8		2,200.00	000100	529.0
	1,740.00	000100	623.4		2,200.00	021200	5.1
	1,750.00	000100	1,398.5		2,200.00	021600	3.5
	1,750.00	024500	26.7		2,200.00	024500	270.6
	1,750.00	024800	58.9		2,200.00	028100	9.8
	1,750.00	025100	203.0		2,206.31	000100	70.8
	1,766.43	000100	162.9		2,208.42	000100	143.9
	1,767.00	000100	343.8		2,225.00	000100	44.6
	1,777.00	024800	138.3		2,235.00	000100	97.2
	1,779.07	000100	91.5		2,250.00	000100	83.7
	1,785.00	000100	112.8		2,250.00	024500	398.3
	1,790.00	000100	465.0		2,295.00	000100	114.2
	1,800.00	000100	4,717.1		2,300.00	000100	1,448.2
	1,800.00	013400	0.9		2,300.00	017600	1.0
	1,800.00	024500	2.0		2,300.00	017800	1.4
	1,800.00	024800	209.9		2,300.00	024500	100.7
	1,800.00	025100	263.8		2,310.00	000100	18.5
	1,800.00	026800	147.5		2,315.00	000100	8.1
	1,813.78	000100	143.4		2,325.00	000100	38.7
	1,815.00	000100	34.8		2,400.00	000100	68.4
	1,819.58	000100	268.6		2,400.00	024500	102.6
	1,820.92	000100	3.0		2,400.00	024800	73.3
	1,820.92	020800	3.0		2,400.00	025100	46.0
	1,825.00	000100	223.9		2,400.00	028100	11.7
	1,825.00	024500	84.6		2,450.00	000100	31.4
	1,825.05	000100	151.4		2,500.00	000100	856.7
	1,825.05	020800	256.5		2,500.00	013600	37.8
	1,825.38	000100	241.6		2,500.00	020800	76.0
	1,825.38	017800	7.6		2,500.00	021000	18.7
	1,836.21	000100	240.1		2,500.00	024500	5.6
	1,840.00	000100	194.1		2,500.00	027100	115.2
	1,850.00	000100	1,489.8		2,500.00	027600	3.1
	1,850.00	024500	4.0		2,520.00	024500	2,905.1
	1,854.00	000100	490.3		2,550.00	028100	34.3
	1,870.00	000100	18.4		2,575.00	000100	13.9
	1,900.00	000100	728.0		2,600.00	000100	164.3
	1,900.00	024500	278.3		2,650.00	024800	105.7
	1,903.79	000100	239.3		2,652.25	025100	120.0
	1,905.50	000100	250.0		2,700.00	000100	32.1
	1,906.00	000100	165.3		2,700.00	024500	30.3
	1,907.85	000100	150.0		2,725.00	027100	49.0
	1,913.78	000100	95.5		2,729.00	000100	93.2
	1,950.00	000100	175.1		2,750.00	000100	259.7
	1,950.00	024500	89.3		2,800.00	000100	40.5
	1,950.00	025100	227.0		2,800.00	020800	2.0
	1,967.00	024600	5.1		2,800.00	021000	27.7
	1,970.00	024500	164.2		2,800.00	024800	98.9
	2,000.00	000100	1,081.0		2,833.00	000100	35.2
	2,000.00	013800	5.2		2,875.00	000100	14.6
	2,000.00	021000	1.9		2,900.00	000100	8.8
	2,000.00	021200	2.7		2,917.48	000100	100.5
	2,000.00	024500	728.5		2,918.00	000100	83.6
	2,000.00	024800	303.3		2,975.00	000100	0.5
	2,000.00	028100	23.3		3,000.00	000100	300.4
	2,007.92	000100	120.8		3,000.00	021000	6.1
	2,021.54	025100	91.2		3,090.00	000100	48.9
	2,025.38	000100	16.1		3,100.00	000100	340.1
	2,044.63	000100	300.9		3,179.48	000100	9.5
	2,050.00	000100	105.9		3,200.00	000100	20.5
	2,050.00	024500	715.9		3,200.00	013600	2.0
	2,075.00	000100	26.5		3,200.00	029200	7.2
	2,080.00	000100	45.5		3,250.00	000100	58.9
	2,100.00	000100	343.3		3,250.00	026800	24.7
	2,100.00	013800	0.3		3,295.00	000100	163.4
	2,100.00	017200	1.0		3,300.00	000100	5.0
	2,100.00	021000	4.2		3,300.00	024800	96.0
	2,100.00	024500	89.5		3,376.53	000100	42.5
	2,100.00	024800	2.2		3,400.00	000100	13.3
					3,403.40	000100	1.0

**TABLE 8: BASE PRICE PAID TO GROWERS FOR GRAPES CRUSHED AND DELIVERED TO CALIFORNIA PROCESSORS FROM THE 2023 CROP WITH BRIX FACTORS AND PURCHASED TONNAGE, BY TYPE, VARIETY, REPORTING DISTRICT WHERE GROWN, AND WEIGHTED AVERAGE BASE PRICE**

District, Type, and Variety	Base Price	Brix	Tons	District, Type, and Variety	Base Price	Brix	Tons
	Per Ton	Factors			Per Ton	Factors	
	Dollars	Code <sup>1</sup>			Dollars	Code <sup>1</sup>	
<b>DISTRICT 8 (Cont'd)</b>							
Cabernet Sauvignon (Cont'd)	3,500.00	000100	117.5		6,210.00	018000	3.7
	3,500.00	011300	5.4		6,250.00	000100	8.2
	3,500.00	021000	4.2		6,500.00	000100	10.4
	3,500.00	024500	2.2		7,000.00	000100	37.5
	3,500.00	028100	3.1		7,000.00	013800	5.2
	3,600.00	000100	65.9		7,200.00	000100	25.2
	3,600.00	013800	5.2		7,312.00	000100	0.9
	3,600.00	020800	24.2		7,370.00	000100	4.9
	3,600.00	025100	65.3		7,500.00	000100	5.2
	3,650.00	000100	48.2		7,750.00	000100	8.2
	3,674.43	000100	34.3		8,000.00	000100	3.8
	3,696.00	000100	2.9		8,000.00	017600	5.5
	3,700.00	000100	13.8		8,708.22	000100	76.6
	3,700.00	024400	1.8		10,425.00	000100	6.9
	3,700.00	024800	22.9	Wtd. Avg. Base & Total Tons	1,755.26		79,559.5
	3,750.00	000100	25.8	Carignane	815.00	000100	6.7
	3,788.51	000100	20.6		1,800.00	000100	1.5
	3,788.93	000100	4.5		1,800.00	027600	1.1
	3,789.00	024500	62.6		1,900.00	000100	3.4
	3,800.00	000100	32.1		2,000.00	000100	3.7
	3,937.00	000100	6.5		2,250.13	000100	131.5
	4,000.00	000100	198.9		2,300.00	000100	3.3
	4,000.00	024800	38.2		2,500.00	000100	9.0
	4,100.00	000100	45.9		2,575.00	000100	3.0
	4,120.00	000100	1.7		2,625.00	000100	3.3
	4,179.18	000100	126.2		2,750.00	000100	7.9
	4,200.00	000100	42.8		2,770.86	000100	6.0
	4,200.00	009500	1.1		2,800.00	011100	2.0
	4,200.00	024500	0.8		2,940.00	020700	4.1
	4,223.00	000100	140.2		3,000.00	000100	16.4
	4,245.83	000100	5.1		3,000.00	013600	2.1
	4,250.00	000100	13.3		3,100.00	000100	3.2
	4,300.00	000100	45.1		3,147.00	000100	3.9
	4,313.02	006890	2.6		3,200.00	000100	3.8
	4,317.00	025100	3.1		3,500.00	000100	0.9
	4,325.00	017600	1.5		3,589.00	000100	6.5
	4,325.00	022800	2.1		3,750.00	000100	2.3
	4,400.00	000100	4.0		4,000.00	000100	1.6
	4,496.00	024500	30.9		4,000.00	024500	1.7
	4,500.00	000100	109.1		5,000.00	000100	4.1
	4,500.00	004200	0.4		7,000.00	000100	4.0
	4,500.00	021200	0.8	Wtd. Avg. Base & Total Tons	9,180.00	000100	0.9
	4,500.00	024800	4.4		2,594.76		237.9
	4,517.00	024500	7.5	Carmenere	1,750.00	000100	19.8
	4,550.00	000100	7.4		2,500.00	000100	7.3
	4,600.00	000100	19.8		2,600.00	000100	1.1
	4,650.00	000100	5.1		6,153.00	000100	0.5
	4,700.00	000100	1.5	Wtd. Avg. Base & Total Tons	2,050.05		28.7
	4,700.00	024800	19.3	Charbono	1,800.00	000100	21.2
	4,725.00	000100	1.5	Wtd. Avg. Base & Total Tons	1,800.00		21.2
	4,750.00	000100	1.3	Cinsaut *	1,200.00	000100	74.1
	4,775.00	000100	3.1		1,817.00	013100	23.0
	4,775.00	024800	47.4		1,897.00	000100	5.8
	4,800.00	000100	4.7		2,000.00	000100	0.3
	4,816.00	013800	7.5		2,100.00	000100	2.1
	4,841.00	013800	8.0		2,100.00	017200	15.1
	4,900.00	000100	1.0		2,200.00	000100	5.9
	5,000.00	000100	58.9		2,250.00	000100	5.0
	5,000.00	021000	1.4		2,300.00	000100	3.2
	5,000.00	021500	3.0		2,500.00	000100	11.4
	5,000.00	024800	12.9		2,678.00	000100	2.0
	5,000.00	025100	4.4		2,750.00	000100	2.0
	5,058.00	024500	919.9		2,800.00	000100	5.7
	5,250.00	000100	11.5		2,800.00	013600	1.5
	5,500.00	000100	3.4		2,800.00	024500	4.9
	5,500.00	013800	2.0		2,850.00	000100	3.1
	5,520.00	024500	137.9		2,900.00	000100	3.5
	5,536.25	000100	10.3		2,905.00	024500	10.7
	5,600.00	000100	6.5		3,400.00	000100	2.3
	5,912.89	000100	5.2		3,500.00	000100	2.6
	6,000.00	000100	14.9		4,500.00	000100	1.1
	6,000.00	025300	5.8				
	6,153.00	000100	49.1				
	6,200.00	000100	4.1				



**TABLE 8: BASE PRICE PAID TO GROWERS FOR GRAPES CRUSHED AND DELIVERED TO CALIFORNIA PROCESSORS  
FROM THE 2023 CROP WITH BRIX FACTORS AND PURCHASED TONNAGE, BY TYPE, VARIETY, REPORTING DISTRICT  
WHERE GROWN, AND WEIGHTED AVERAGE BASE PRICE**

District, Type, and Variety	Base Price	Brix	Tons	District, Type, and Variety	Base Price	Brix	Tons
	Per Ton	Factors			Per Ton	Factors	
	Dollars	Code <sup>1</sup>			Dollars	Code <sup>1</sup>	
<b>DISTRICT 8 (Cont'd)</b>					8,500.00	000100	0.8
Cinsaut * (Cont'd)	5,000.00	000100	3.5		9,180.00	000100	14.3
	5,799.73	000100	2.7	Wtd. Avg. Base & Total Tons	3,393.85		185.6
Wtd. Avg. Base & Total Tons	2,027.98		191.5				
Counoise	1,000.00	000100	2.0	Grenache *	200.00	008780	191.7
	1,019.00	000100	0.5		500.00	000100	1.2
	1,800.00	009000	24.4		500.00	014100	2.2
	2,300.00	000100	0.7		669.00	000100	7.3
	2,500.00	000100	6.3		800.00	000100	2.4
	2,574.02	000100	8.4		880.00	000100	4.0
	2,650.00	000100	0.6		1,000.00	000100	7.0
	2,750.00	000100	0.9		1,100.00	000100	739.1
	2,800.00	000100	0.5		1,200.00	000100	96.3
	2,800.00	024500	1.0		1,200.00	010900	66.8
	3,000.00	000100	5.1		1,236.00	000100	49.4
	3,100.00	000100	1.1		1,245.00	060905	97.4
	3,750.00	000100	1.2		1,250.00	000100	6.3
	4,000.00	000100	2.0		1,250.00	015500	128.4
	4,500.00	000100	3.1		1,300.00	021500	1.0
	4,806.43	000100	3.7		1,350.00	005350	23.0
	5,000.00	000100	2.3		1,375.00	000100	306.1
	5,500.00	000100	0.9		1,379.97	000100	75.6
Wtd. Avg. Base & Total Tons	2,674.96		64.7		1,400.00	000100	37.6
					1,489.00	000100	27.5
Dolcetto	1,250.00	013600	1.8		1,500.00	000100	6.9
	2,000.00	000100	11.9		1,500.00	013400	2.1
	2,700.00	000100	1.1		1,500.00	013800	2.2
	4,223.00	000100	5.1		1,500.00	017400	1.0
Wtd. Avg. Base & Total Tons	2,540.57		19.9		1,500.00	024800	88.0
					1,550.00	000100	10.6
Dornfelder	3,500.00	000100	3.7		1,589.13	000100	435.5
Wtd. Avg. Base & Total Tons	3,500.00		3.7		1,600.00	000100	16.3
					1,600.00	024500	51.3
Freisa	2,000.00	000100	2.3		1,638.01	000100	22.1
Wtd. Avg. Base & Total Tons	2,000.00		2.3		1,650.00	000100	25.2
					1,700.00	000100	29.6
Gamay Noir Au Jus Blanc	3,500.00	016900	1.5		1,700.00	010700	1.0
	4,000.00	009400	1.6		1,700.00	021200	4.0
Wtd. Avg. Base & Total Tons	3,758.06		3.1		1,719.39	000100	510.4
					1,750.00	000100	14.8
Graciano	850.00	000100	15.2		1,760.00	000100	3.6
	1,200.00	025100	22.5		1,800.00	000100	63.5
	1,762.41	000100	21.9		1,800.00	014100	2.6
	1,800.00	025100	2.6		1,800.00	017000	1.9
	2,000.00	000100	4.4		1,800.00	024500	81.5
	2,200.00	000100	4.0		1,900.00	000100	65.4
	2,500.00	000100	12.2		1,900.00	013400	2.3
	2,652.00	000100	4.2		1,900.00	024600	2.1
	2,700.00	024500	2.6		1,947.00	000100	14.8
	2,750.00	000100	7.0		1,950.00	000100	18.4
	3,000.00	000100	2.1		2,000.00	000100	237.9
	3,000.00	024800	0.8		2,000.00	013600	4.4
	3,100.00	000100	3.0		2,000.00	017000	24.2
	3,150.00	000100	6.5		2,000.00	021000	2.0
	3,200.00	000100	3.3		2,100.00	000100	10.0
	3,200.00	017100	2.2		2,103.52	000100	8.6
	3,200.00	024800	1.0		2,175.00	000100	12.0
	3,282.80	017800	1.3		2,200.00	000100	34.4
	3,400.00	000100	2.9		2,200.00	011100	1.1
	3,500.00	000100	2.0		2,200.00	013400	2.0
	3,500.00	017400	19.8		2,200.00	013800	1.2
	3,600.00	021000	1.1		2,200.00	025100	2.8
	3,750.00	000100	4.5		2,204.03	000100	6.0
	3,800.00	000100	0.7		2,220.00	000100	1.4
	4,000.00	007900	1.1		2,234.00	024500	33.7
	4,000.00	025100	2.6		2,248.06	000100	5.2
	4,104.00	000100	1.3		2,250.00	017800	24.8
	4,500.00	000100	0.8		2,267.06	022800	4.0
	4,750.00	000100	1.3		2,300.00	000100	7.1
	6,210.00	018000	1.9		2,300.00	013600	3.0
	7,000.00	000100	4.2		2,358.27	024500	4.2
	8,000.00	000100	1.4		2,400.00	000100	8.5
	8,196.26	018000	2.1		2,400.00	011300	2.2
	8,400.00	000100	6.0		2,457.74	000100	12.2
					2,500.00	000100	367.3

**TABLE 8: BASE PRICE PAID TO GROWERS FOR GRAPES CRUSHED AND DELIVERED TO CALIFORNIA PROCESSORS  
FROM THE 2023 CROP WITH BRIX FACTORS AND PURCHASED TONNAGE, BY TYPE, VARIETY, REPORTING DISTRICT  
WHERE GROWN, AND WEIGHTED AVERAGE BASE PRICE**

District, Type, and Variety	Base Price	Brix	Tons	District, Type, and Variety	Base Price	Brix	Tons
	Per Ton	Factors			Per Ton	Factors	
	Dollars	Code <sup>1</sup>			Dollars	Code <sup>1</sup>	
<b>DISTRICT 8 (Cont'd)</b>							
Grenache * (Cont'd)	2,500.00	007900	1.5		3,950.00	000100	1.4
	2,500.00	017200	1.0		3,975.00	011600	1.5
	2,500.00	021000	2.4		4,000.00	000100	73.9
	2,525.00	000100	7.0		4,000.00	011300	1.0
	2,550.00	000100	33.5		4,000.00	013400	1.5
	2,595.00	000100	9.2		4,000.00	022700	2.1
	2,596.00	000100	5.1		4,000.00	027600	4.3
	2,600.00	000100	1.0		4,010.32	000100	3.1
	2,600.00	013400	1.0		4,100.00	000100	3.7
	2,700.00	000100	82.5		4,100.00	024500	10.2
	2,700.00	009500	3.2		4,125.00	017400	10.0
	2,700.00	021000	4.1		4,200.00	000100	4.7
	2,750.00	000100	11.7		4,200.00	013800	1.7
	2,750.00	009400	1.5		4,217.85	000100	2.3
	2,750.00	013100	6.2		4,223.00	000100	3.0
	2,792.89	000100	21.4		4,250.00	011300	2.1
	2,800.00	000100	25.7		4,293.00	000100	1.5
	2,800.00	011400	3.0		4,300.00	021000	6.0
	2,800.00	013800	1.1		4,349.00	000100	5.9
	2,800.00	017600	2.1		4,400.00	000100	8.9
	2,850.00	000100	2.2		4,410.00	000100	8.0
	2,900.00	000100	21.8		4,487.54	006890	13.2
	2,940.00	000100	1.0		4,493.00	000100	2.1
	2,968.00	000100	2.0		4,500.00	000100	38.5
	2,975.00	000100	16.7		4,500.00	021200	3.4
	3,000.00	000100	98.7		4,500.00	025100	1.8
	3,000.00	011300	1.1		4,500.00	025300	4.7
	3,000.00	013600	57.4		4,500.00	027800	3.9
	3,000.00	020800	1.2		4,504.19	000100	3.1
	3,000.00	021000	6.3		4,560.00	000100	10.8
	3,000.00	024500	5.1		4,597.23	000100	1.9
	3,000.00	024800	3.8		4,600.00	000100	2.1
	3,000.00	025100	2.0		4,730.00	022700	1.5
	3,039.13	021000	97.5		4,750.00	000100	2.6
	3,040.00	000100	2.0		4,800.00	000100	9.9
	3,080.00	000100	12.4		4,940.00	021000	4.2
	3,100.00	000100	12.0		5,000.00	000100	26.2
	3,100.00	009500	6.2		5,000.00	017000	1.3
	3,100.00	021500	8.1		5,000.00	021500	5.5
	3,200.00	000100	18.4		5,000.00	025100	1.1
	3,200.00	017400	10.9		5,000.00	025300	1.1
	3,203.80	015500	5.0		5,000.00	025450	1.5
	3,250.00	000100	41.8		5,058.00	024500	64.8
	3,300.00	000100	21.9		5,250.00	000100	9.1
	3,300.00	017600	0.9		5,500.00	000100	6.0
	3,350.00	000100	11.6		5,500.00	029125	13.1
	3,350.00	028100	20.5		5,847.77	025100	2.4
	3,400.00	020800	28.9		6,000.00	000100	7.9
	3,500.00	000100	75.4		6,000.00	021000	18.9
	3,500.00	009500	0.9		6,100.00	000100	1.9
	3,500.00	020800	2.0		6,295.56	000100	4.7
	3,518.36	024500	55.1		6,500.00	000100	1.3
	3,550.00	000100	23.6		6,840.00	000100	1.2
	3,600.00	000100	17.8		7,000.00	000100	57.3
	3,600.00	017400	23.0		7,000.00	025100	1.4
	3,604.00	000100	22.1		7,000.00	025450	2.1
	3,639.34	000100	9.1		7,013.00	000100	2.8
	3,668.70	000100	22.7		7,145.00	000100	18.7
	3,675.00	000100	14.4		8,000.00	000100	11.3
	3,700.00	000100	1.9		8,000.00	025450	8.2
	3,700.00	024800	1.7		8,196.26	025450	6.8
	3,737.00	004200	1.4		8,300.00	000100	6.1
	3,750.00	000100	22.6		8,400.00	000100	3.6
	3,794.94	000100	1.5		8,400.00	025100	0.9
	3,800.00	000100	13.1		8,500.00	000100	0.8
	3,800.00	009500	3.0		8,500.00	025100	0.9
	3,800.00	011300	4.2		8,640.00	000100	3.4
	3,800.00	017400	1.6		8,640.00	025100	1.5
	3,800.00	021000	1.1		8,640.00	025450	5.5
	3,850.00	000100	1.1		9,180.00	000100	23.9
	3,850.00	025100	6.0		9,200.00	025100	0.9
	3,862.00	000100	4.2		10,665.27	000100	1.6
	3,867.00	070738	10.4		12,518.00	000100	2.2
	3,938.00	000100	9.3				
				Wtd. Avg. Base & Total Tons	2,250.21		5,846.8

**TABLE 8: BASE PRICE PAID TO GROWERS FOR GRAPES CRUSHED AND DELIVERED TO CALIFORNIA PROCESSORS FROM THE 2023 CROP WITH BRIX FACTORS AND PURCHASED TONNAGE, BY TYPE, VARIETY, REPORTING DISTRICT WHERE GROWN, AND WEIGHTED AVERAGE BASE PRICE**

District, Type, and Variety	Base Price	Brix	Tons	District, Type, and Variety	Base Price	Brix	Tons
	Per Ton	Factors			Per Ton	Factors	
	Dollars	Code <sup>1</sup>			Dollars	Code <sup>1</sup>	
<b>DISTRICT 8 (Cont'd)</b>							
Lagrein	1,836.21	000100	24.6		5,058.00	024500	30.6
	1,900.92	000100	49.1		5,520.00	024500	23.6
	2,042.82	021000	5.4		6,153.00	000100	11.6
	2,130.00	000100	3.1	Wtd. Avg. Base & Total Tons	2,006.28		1,681.0
	2,344.56	000100	40.4				
	2,400.00	000100	40.3	Mencia <sup>3</sup>	1,000.00	000100	2.1
	2,400.00	017200	10.5		1,800.00	000100	2.2
	2,590.00	000100	6.3		2,197.10	000100	3.5
	2,600.00	000100	7.6		2,968.13	000100	1.6
	2,996.45	000100	10.1		3,000.00	020800	2.1
	3,000.00	000100	5.8		3,700.00	000100	5.2
Wtd. Avg. Base & Total Tons	2,246.66		203.2		3,850.00	000100	5.8
					3,850.00	013600	2.1
Malbec	200.00	000100	97.7	Wtd. Avg. Base & Total Tons	3,026.58		24.6
	500.00	000100	3.7				
	650.00	059700	20.8	Merlot	600.00	000100	0.1
	1,000.00	000100	3.5		903.00	000100	255.9
	1,200.00	000100	11.7		1,000.00	000100	44.7
	1,400.00	000100	173.3		1,075.00	000100	60.3
	1,448.35	000100	26.3		1,100.00	000100	74.1
	1,500.00	000100	64.4		1,175.00	000100	731.7
	1,500.00	021200	47.7		1,200.00	000100	983.7
	1,550.00	000100	34.3		1,200.00	025100	493.6
	1,600.00	000100	23.0		1,233.00	000100	502.9
	1,640.00	000100	112.5		1,350.00	000100	139.3
	1,700.00	000100	69.3		1,350.00	017400	70.7
	1,700.00	026800	8.5		1,400.00	000100	224.7
	1,750.00	000100	55.2		1,450.00	000100	23.2
	1,787.53	020800	1.5		1,480.00	000100	178.6
	1,787.53	024800	4.0		1,500.00	000100	790.1
	1,800.00	000100	101.3		1,500.00	024500	18.1
	1,800.00	024500	1.5		1,500.00	024800	62.7
	1,809.00	024500	4.5		1,525.00	000100	81.5
	1,809.44	000100	3.4		1,550.00	024800	290.1
	1,809.84	000100	49.2		1,578.06	026800	63.0
	1,809.84	017800	6.2		1,581.00	000100	1.1
	1,900.00	000100	14.6		1,600.00	000100	457.1
	1,900.00	024500	50.0		1,609.00	024500	3.1
	1,900.00	024800	5.7		1,609.87	000100	117.0
	1,990.82	000100	10.4		1,609.87	017800	1.6
	2,000.00	000100	9.3		1,609.87	020800	203.6
	2,100.00	000100	102.7		1,620.37	000100	47.0
	2,150.00	000100	11.2		1,650.00	000100	13.5
	2,150.00	024800	47.9		1,700.00	000100	24.8
	2,167.00	024500	19.8		1,700.00	026800	43.7
	2,200.00	000100	16.9		1,750.00	000100	303.2
	2,208.42	000100	55.9		1,770.86	000100	19.6
	2,300.00	000100	24.6		1,800.00	000100	97.4
	2,400.00	000100	46.6		1,800.00	013600	4.3
	2,400.00	017600	0.5		1,800.00	021000	4.1
	2,400.00	017800	1.0		1,836.21	000100	147.6
	2,493.12	025100	50.5		1,850.00	000100	1.1
	2,500.00	000100	13.4		1,854.00	000100	23.8
	2,500.00	021000	0.2		1,890.00	000100	47.1
	2,520.00	024500	38.6		1,900.00	000100	285.9
	2,600.00	000100	38.0		1,900.00	024800	4.2
	2,600.00	021000	0.8		2,000.00	000100	118.9
	2,700.00	017600	2.0		2,000.00	025100	5.7
	2,750.00	000100	4.7		2,100.00	000100	42.4
	2,800.00	021000	1.1		2,200.00	000100	179.6
	2,900.00	000100	1.1		2,200.00	017800	1.5
	3,000.00	000100	34.6		2,200.00	020800	1.0
	3,150.00	000100	2.3		2,300.00	000100	87.9
	3,200.00	000100	16.0		2,300.00	017000	2.0
	3,200.00	020800	15.7		2,300.00	017600	0.5
	3,250.00	000100	11.6		2,300.00	024500	26.7
	3,500.00	000100	2.5		2,325.00	000100	11.7
	3,750.00	000100	2.2		2,350.00	000100	4.0
	3,788.51	000100	4.6		2,400.00	000100	58.9
	4,000.00	000100	6.4		2,500.00	000100	88.7
	4,000.00	025100	3.9		2,500.00	014100	1.8
	4,179.18	000100	20.4		2,500.00	021000	0.3
	4,223.00	000100	3.0		2,520.00	024500	210.7
	4,517.00	024500	1.0		2,550.00	000100	5.6
					2,600.00	000100	7.2

**TABLE 8: BASE PRICE PAID TO GROWERS FOR GRAPES CRUSHED AND DELIVERED TO CALIFORNIA PROCESSORS  
FROM THE 2023 CROP WITH BRIX FACTORS AND PURCHASED TONNAGE, BY TYPE, VARIETY, REPORTING DISTRICT  
WHERE GROWN, AND WEIGHTED AVERAGE BASE PRICE**

District, Type, and Variety	Base Price	Brix	Tons	District, Type, and Variety	Base Price	Brix	Tons
	Per Ton	Factors			Per Ton	Factors	
	Dollars	Code <sup>1</sup>			Dollars	Code <sup>1</sup>	
<b>DISTRICT 8 (Cont'd)</b>					2,493.12	025100	50.9
Merlot (Cont'd)	2,600.00	021000	2.0		2,500.00	000100	65.6
	2,653.59	000100	3.2		2,500.00	017200	0.5
	2,700.00	020800	1.2		2,600.00	000100	16.0
	2,750.00	000100	3.7		2,700.00	021000	3.3
	2,750.00	025300	2.2		2,700.00	024500	5.1
	2,800.00	000100	4.0		2,703.52	000100	5.0
	2,800.00	024400	1.0		2,704.00	000100	5.7
	2,825.00	000100	9.8		2,717.00	024500	10.5
	3,000.00	000100	13.5		2,718.00	000100	3.5
	3,000.00	013600	2.0		2,725.00	000100	7.6
	3,000.00	013800	4.3		2,750.00	000100	1.5
	3,000.00	017400	1.0		2,800.00	000100	22.3
	3,200.00	000100	7.3		2,800.00	021000	2.0
	3,250.00	000100	10.5		2,804.00	000100	4.1
	3,500.00	000100	7.0		2,900.00	000100	4.1
	3,582.16	000100	21.2		2,950.00	000100	2.5
	3,750.00	000100	3.2		3,000.00	000100	14.7
	3,852.00	024500	77.5		3,000.00	021000	1.6
	4,000.00	000100	19.6		3,100.00	000100	16.1
	4,000.00	018000	1.6		3,141.66	000100	2.6
	4,000.00	021000	1.4		3,300.00	000100	7.9
	4,400.00	024500	6.0		3,400.00	000100	3.4
	4,500.00	000100	8.9		3,415.42	000100	10.2
	4,880.00	000100	2.0		3,500.00	000100	37.2
	5,058.00	024500	260.7		3,500.00	010700	0.5
	5,250.00	000100	0.5		3,500.00	017400	7.1
	5,520.00	024500	11.0		3,600.00	000100	4.8
	7,000.00	000100	0.8		3,600.00	025100	1.2
	7,000.00	013800	2.0		3,675.00	020800	3.7
Wtd. Avg. Base & Total Tons	1,676.28		8,284.0		3,700.00	000100	2.1
					3,750.00	000100	34.2
Meunier *	2,200.00	013800	1.7		3,750.00	024800	2.8
	3,200.00	000100	5.1		3,800.00	000100	8.7
	3,500.00	007800	1.9		3,800.00	011300	2.1
	3,500.00	013600	1.0		3,850.00	000100	2.7
	5,500.00	000100	2.1		3,900.00	000100	2.2
	7,145.00	000100	0.3		3,952.00	000100	1.7
Wtd. Avg. Base & Total Tons	3,628.39		12.1		4,000.00	000100	15.9
					4,000.00	013400	0.8
Mission *	500.00	013600	0.8		4,000.00	024500	1.9
Wtd. Avg. Base & Total Tons	500.00		0.8		4,100.00	024500	2.3
					4,200.00	000100	1.0
Montepulciano	1,250.00	000100	6.5		4,223.00	000100	15.2
	1,900.00	000100	2.2		4,250.00	000100	1.8
Wtd. Avg. Base & Total Tons	1,414.37		8.7		4,271.00	000100	11.1
					4,283.03	000100	4.0
Mourvedre *	1,000.00	000100	1.4		4,297.50	000100	0.9
	1,200.00	000100	45.1		4,324.00	000100	2.7
	1,250.00	020800	19.5		4,500.00	000100	21.1
	1,400.00	000100	41.7		4,500.00	013800	0.8
	1,400.00	025100	11.1		4,750.00	006890	2.8
	1,450.00	000100	21.5		4,775.00	000100	1.8
	1,500.00	000100	2.4		4,800.00	000100	3.9
	1,500.00	021000	2.0		5,000.00	000100	12.5
	1,500.00	024800	10.3		5,250.00	000100	1.3
	1,664.46	000100	76.5		5,500.00	000100	1.9
	1,666.66	000100	1.5		5,500.00	028000	1.0
	1,668.79	000100	150.2		5,754.00	000100	2.0
	1,700.00	000100	32.2		5,769.00	000100	1.5
	1,700.00	017200	27.4		6,000.00	000100	2.0
	1,750.00	000100	6.6		6,000.00	021000	3.9
	1,800.00	000100	45.2		6,200.00	000100	3.3
	1,800.00	024500	2.0		6,230.77	000100	1.3
	1,850.00	000100	4.1		6,995.00	000100	1.5
	1,900.00	000100	40.2		7,000.00	000100	45.2
	1,950.00	000100	11.1		7,000.00	025100	0.9
	2,000.00	000100	16.7		7,316.52	000100	2.7
	2,100.00	000100	26.4		7,500.00	000100	1.0
	2,200.00	000100	2.1		8,000.00	000100	4.2
	2,200.00	021500	18.6		8,196.26	018000	3.1
	2,250.00	000100	24.9		8,272.73	000100	1.1
	2,400.00	000100	3.0		8,300.00	000100	2.2
	2,400.00	015300	2.0		8,400.00	000100	7.1
	2,465.81	025100	4.5		8,400.00	025100	0.7

**TABLE 8: BASE PRICE PAID TO GROWERS FOR GRAPES CRUSHED AND DELIVERED TO CALIFORNIA PROCESSORS FROM THE 2023 CROP WITH BRIX FACTORS AND PURCHASED TONNAGE, BY TYPE, VARIETY, REPORTING DISTRICT WHERE GROWN, AND WEIGHTED AVERAGE BASE PRICE**

District, Type, and Variety	Base Price	Brix	Tons	District, Type, and Variety	Base Price	Brix	Tons
	Per Ton	Factors			Per Ton	Factors	
	Dollars	Code <sup>1</sup>			Dollars	Code <sup>1</sup>	
<b>DISTRICT 8 (Cont'd)</b>							
Mourvedre * (Cont'd)	8,500.00	000100	0.7		1,900.00	024800	5.2
	8,640.00	000100	4.2		1,919.26	000100	9.9
	8,640.00	018000	2.3		1,921.34	000100	9.9
	9,180.00	000100	4.3		1,950.00	000100	5.2
	14,011.83	025100	0.3		1,983.18	000100	7.5
Wtd. Avg. Base & Total Tons	2,770.81		1,228.1		2,000.00	000100	66.4
					2,050.00	000100	49.2
					2,100.00	000100	54.7
Nebbiolo	1,000.00	000100	0.3		2,100.00	021000	2.0
	2,100.00	000100	15.5		2,200.00	000100	39.0
	2,400.00	000100	2.1		2,200.00	024800	9.3
	2,500.00	000100	16.3		2,200.00	025100	2.0
	2,600.00	000100	10.0		2,208.42	000100	74.3
	2,600.00	013800	3.3		2,250.00	017800	7.6
	2,600.00	017400	4.1		2,300.00	000100	3.0
	2,642.43	020800	1.6		2,300.00	017400	1.6
	2,700.00	000100	5.2		2,317.50	024500	51.0
	2,780.92	000100	5.1		2,400.00	000100	1.6
	2,800.00	000100	11.3		2,400.00	028100	11.4
	2,800.00	021000	1.0		2,500.00	000100	75.3
	2,800.00	024400	2.5		2,500.00	021000	1.3
	3,000.00	000100	3.8		2,500.00	021200	2.3
	3,076.89	000100	2.1		2,520.00	024500	28.6
	3,500.00	000100	1.0		2,595.00	028100	12.1
	3,588.23	000100	3.6		2,600.00	000100	93.1
	5,000.00	017600	1.6		2,750.00	000100	6.4
	5,800.00	000100	3.8		2,800.00	000100	1.8
Wtd. Avg. Base & Total Tons	2,782.27		94.2		2,800.00	009500	1.5
					2,850.00	000100	6.1
Negroamaro	2,300.00	000100	1.7		2,900.00	000100	2.1
Wtd. Avg. Base & Total Tons	2,300.00		1.7		2,917.48	000100	44.1
					3,000.00	000100	17.2
Nero D'avola *	1,800.00	020800	1.0		3,000.00	011300	0.5
	1,900.00	000100	0.5		3,000.00	021000	2.9
	2,200.00	000100	1.9		3,000.00	024500	1.2
	2,500.00	000100	1.9		3,100.00	000100	8.7
	2,700.00	013600	3.9		3,150.00	000100	13.3
Wtd. Avg. Base & Total Tons	2,414.13		9.2		3,150.00	013800	2.7
					3,150.00	020800	5.9
Petit Verdot	300.00	017400	43.7		3,200.00	000100	5.9
	943.00	000100	7.0		3,250.00	000100	10.5
	1,000.00	000100	2.6		3,300.00	000100	2.7
	1,156.33	000100	12.8		3,300.00	017600	2.0
	1,200.00	000100	498.0		3,400.00	000100	1.1
	1,250.00	000100	47.8		3,450.00	000100	1.0
	1,250.00	025100	110.7		3,500.00	000100	3.7
	1,300.00	000100	62.5		3,552.00	000100	0.4
	1,313.95	000100	76.0		3,600.00	000100	3.6
	1,350.00	000100	177.8		3,600.00	021000	2.1
	1,351.32	021000	5.1		3,600.00	025100	3.6
	1,361.00	000100	80.3		3,675.00	000100	2.0
	1,400.00	000100	185.0		3,700.00	000100	8.1
	1,500.00	000100	68.9		3,788.51	000100	7.9
	1,550.00	000100	33.3		3,800.00	000100	4.0
	1,575.00	000100	40.7		3,925.00	000100	6.3
	1,580.00	000100	49.8		4,000.00	000100	7.3
	1,598.68	000100	13.4		4,100.00	000100	1.0
	1,600.00	000100	122.1		4,223.00	000100	7.7
	1,648.00	000100	99.9		4,300.00	000100	13.2
	1,650.00	000100	76.2		4,325.00	022800	1.5
	1,700.00	000100	63.4		4,400.00	000100	0.9
	1,700.00	026800	10.7		4,500.00	000100	6.7
	1,750.00	000100	104.0		4,500.00	024800	3.4
	1,800.00	000100	311.1		4,517.00	024500	3.3
	1,800.00	024500	1.6		4,642.75	000100	2.0
	1,800.00	024800	54.1		4,775.00	000100	7.4
	1,800.00	027600	2.2		4,775.00	024800	7.3
	1,802.00	024500	7.6		5,520.00	024500	11.3
	1,802.89	000100	28.9		6,000.00	000100	3.0
	1,802.89	017800	1.5		6,153.00	000100	11.5
	1,808.45	000100	51.0		6,210.00	018000	1.1
	1,808.45	020800	1.5		7,000.00	000100	2.0
	1,825.00	000100	15.0				
	1,900.00	000100	93.5				
	1,900.00	024500	1.6				

**TABLE 8: BASE PRICE PAID TO GROWERS FOR GRAPES CRUSHED AND DELIVERED TO CALIFORNIA PROCESSORS FROM THE 2023 CROP WITH BRIX FACTORS AND PURCHASED TONNAGE, BY TYPE, VARIETY, REPORTING DISTRICT WHERE GROWN, AND WEIGHTED AVERAGE BASE PRICE**

District, Type, and Variety	Base Price	Brix	Tons	District, Type, and Variety	Base Price	Brix	Tons
	Per Ton	Factors			Per Ton	Factors	
	Dollars	Code <sup>1</sup>			Dollars	Code <sup>1</sup>	
<b>DISTRICT 8 (Cont'd)</b>					2,200.00	000100	154.2
Petit Verdot (Cont'd)	7,200.00	000100	1.6		2,200.00	025100	3.0
	8,500.00	025100	0.5		2,205.00	024500	18.8
Wtd. Avg. Base & Total Tons	1,802.14		3,456.8		2,208.42	000100	96.5
					2,250.00	000100	27.5
Petite Sirah	300.00	000100	59.0		2,250.00	017800	3.4
	350.00	017200	33.2		2,300.00	000100	11.6
	500.00	024800	1.7		2,300.00	021000	2.0
	800.00	000100	27.2		2,300.00	028100	39.3
	800.00	017400	44.2		2,342.21	025100	3.1
	900.00	000100	8.3		2,344.56	000100	12.3
	1,000.00	000100	2.0		2,350.00	024500	4.3
	1,068.29	000100	94.9		2,400.00	000100	12.0
	1,175.00	000100	260.7		2,400.00	021200	5.3
	1,200.00	000100	391.4		2,404.12	000100	8.7
	1,236.00	000100	19.4		2,500.00	000100	103.2
	1,300.00	000100	418.7		2,500.00	021000	1.3
	1,300.00	025100	139.3		2,500.00	021500	0.9
	1,350.00	000100	263.4		2,520.00	024500	219.5
	1,400.00	000100	377.5		2,545.00	028100	17.1
	1,432.22	000100	130.3		2,600.00	000100	30.7
	1,439.40	000100	317.7		2,600.00	017800	0.5
	1,450.00	000100	441.9		2,714.00	000100	3.0
	1,500.00	000100	604.9		2,800.00	017200	1.0
	1,500.00	021200	1.0		2,829.00	024800	17.7
	1,529.70	000100	255.9		2,850.00	000100	8.8
	1,550.00	000100	139.0		2,900.00	000100	1.4
	1,575.00	000100	156.7		2,917.48	000100	9.5
	1,600.00	000100	1,020.1		2,950.00	000100	3.1
	1,626.50	024800	3.5		3,000.00	000100	45.6
	1,628.74	000100	8.1		3,000.00	024500	13.4
	1,629.00	000100	2.3		3,100.00	000100	1.0
	1,640.00	000100	61.3		3,100.00	020800	1.0
	1,641.03	000100	215.1		3,200.00	000100	10.9
	1,650.00	000100	131.6		3,200.00	024800	2.7
	1,664.00	024500	3.8		3,250.00	000100	3.9
	1,664.24	017800	4.1		3,300.00	000100	10.4
	1,664.46	000100	264.0		3,300.00	017800	3.1
	1,664.46	020800	9.4		3,300.00	024800	2.2
	1,700.00	000100	251.6		3,400.00	000100	8.6
	1,700.00	021200	3.5		3,500.00	000100	32.9
	1,700.00	025100	25.3		3,500.00	024500	1.5
	1,710.18	000100	4.7		3,500.00	024800	3.1
	1,750.00	000100	116.4		3,500.00	028100	12.4
	1,775.00	000100	144.6		3,582.16	000100	7.3
	1,800.00	000100	399.0		3,600.00	000100	4.9
	1,800.00	013600	14.5		3,700.00	000100	5.2
	1,800.00	024800	0.8		3,720.00	000100	0.8
	1,800.00	025100	2.0		3,750.00	000100	9.5
	1,800.00	027600	8.9		3,780.00	000100	10.6
	1,800.00	028100	20.5		3,788.51	000100	9.2
	1,830.66	000100	12.7		3,800.00	000100	1.5
	1,836.21	000100	72.3		3,800.00	024800	1.5
	1,850.00	000100	55.5		3,900.00	024800	2.3
	1,850.00	021200	19.6		3,975.00	000100	16.7
	1,864.24	000100	19.1		4,000.00	000100	3.0
	1,870.00	000100	8.3		4,000.00	025100	3.6
	1,875.00	000100	41.3		4,000.00	028000	1.5
	1,900.00	000100	78.9		4,100.00	000100	10.1
	1,900.00	024600	3.6		4,152.36	000100	2.0
	1,900.00	024800	56.4		4,223.00	000100	28.2
	1,900.00	026800	17.2		4,250.00	000100	3.8
	1,925.00	000100	32.8		4,500.00	000100	1.1
	1,950.00	000100	57.9		4,500.00	021200	1.3
	1,970.37	000100	2.7		4,500.00	024800	4.0
	1,987.00	000100	18.6		4,500.00	025100	1.6
	2,000.00	000100	246.5		4,541.44	006890	7.5
	2,000.00	013800	2.6		4,750.00	000100	1.1
	2,000.00	017800	1.5		4,800.00	024800	4.0
	2,000.00	020800	2.2		5,000.00	000100	2.7
	2,000.00	025100	2.1		5,000.00	021000	5.5
	2,050.00	000100	20.6		5,429.28	000100	10.9
	2,100.00	000100	123.2		6,000.00	025100	2.8
	2,100.00	021000	6.3		6,500.00	000100	6.8
	2,150.00	064535	8.9				

**TABLE 8: BASE PRICE PAID TO GROWERS FOR GRAPES CRUSHED AND DELIVERED TO CALIFORNIA PROCESSORS FROM THE 2023 CROP WITH BRIX FACTORS AND PURCHASED TONNAGE, BY TYPE, VARIETY, REPORTING DISTRICT WHERE GROWN, AND WEIGHTED AVERAGE BASE PRICE**

District, Type, and Variety	Base Price	Brix	Tons	District, Type, and Variety	Base Price	Brix	Tons
	Per Ton	Factors			Per Ton	Factors	
	Dollars	Code <sup>1</sup>			Dollars	Code <sup>1</sup>	
<b>DISTRICT 8 (Cont'd)</b>					2,699.63	000100	29.1
Petite Sirah (Cont'd)	7,000.00	000100	6.2		2,700.00	000100	91.4
	9,180.00	000100	0.6		2,700.00	017500	37.5
Wtd. Avg. Base & Total Tons	1,698.52		8,964.4		2,700.00	024800	2.2
					2,796.00	000100	2.0
Pinot Noir *	200.00	000100	28.5		2,800.00	000100	68.4
	200.00	011400	364.9		2,800.00	006890	2.3
	400.00	011400	3.0		2,800.00	021000	2.1
	500.00	000100	4.9		2,850.00	000100	16.3
	600.00	000100	958.7		2,900.00	000100	67.3
	600.00	017400	13.3		2,900.00	011200	8.1
	650.00	000100	223.2		2,901.21	021000	194.0
	750.00	000100	820.2		2,907.17	000100	15.5
	750.00	017000	23.7		2,950.00	000100	42.0
	800.00	000100	3.1		2,950.00	024800	8.6
	800.00	021200	96.2		3,000.00	000100	180.7
	840.00	021200	257.3		3,000.00	009500	3.0
	850.00	000100	999.5		3,000.00	011100	1.8
	850.00	021500	100.1		3,000.00	013400	27.0
	1,000.00	000100	3.3		3,000.00	017200	34.4
	1,000.00	009500	2.8		3,000.00	017600	1.2
	1,000.00	021200	21.5		3,000.00	021000	14.7
	1,068.00	000100	924.2		3,000.00	024800	2.2
	1,100.00	000100	26.8		3,007.09	000100	68.4
	1,200.00	000100	3.1		3,064.00	024500	3.1
	1,200.00	017400	200.0		3,090.00	021000	7.1
	1,250.00	017000	0.2		3,100.00	000100	8.2
	1,350.00	000100	314.3		3,120.08	000100	5.5
	1,450.00	000100	43.1		3,128.00	013400	19.3
	1,500.00	000100	75.6		3,147.78	000100	2.6
	1,550.00	000100	8.3		3,150.00	000100	3.7
	1,630.00	000100	52.2		3,200.00	000100	157.3
	1,675.00	000100	9.0		3,200.00	009500	8.4
	1,683.89	000100	52.3		3,200.00	017200	1.8
	1,770.59	000100	951.5		3,200.00	024800	3.7
	1,800.00	000100	842.7		3,224.76	000100	6.5
	1,800.00	020800	177.7		3,227.00	020800	4.1
	1,850.00	000100	22.9		3,250.00	000100	76.8
	1,850.00	017400	88.0		3,280.00	013600	21.7
	1,850.00	021000	128.8		3,300.00	000100	10.2
	1,900.00	000100	6.0		3,300.00	007800	2.0
	1,900.00	021000	49.5		3,338.28	017000	3.7
	1,949.97	000100	37.9		3,350.00	000100	41.0
	1,977.28	020800	3.0		3,400.00	000100	8.1
	2,000.00	000100	253.8		3,443.00	024500	4.3
	2,000.00	020800	150.1		3,469.57	000100	9.4
	2,000.00	024800	1.7		3,500.00	000100	166.0
	2,100.00	000100	1,617.3		3,500.00	007800	8.1
	2,101.65	000100	162.0		3,500.00	011100	2.0
	2,101.65	017800	0.4		3,500.00	011300	4.8
	2,200.00	000100	417.6		3,500.00	013800	3.2
	2,200.00	013800	1.4		3,500.00	017400	7.7
	2,200.00	020800	2.4		3,500.00	019300	6.3
	2,200.00	021000	18.7		3,500.00	020800	1.5
	2,211.39	000100	49.3		3,500.00	024800	6.4
	2,217.00	002600	25.4		3,507.17	000100	42.1
	2,250.00	000100	82.3		3,554.67	000100	73.8
	2,250.00	021200	90.0		3,600.00	000100	5.5
	2,250.00	024800	151.5		3,600.00	013400	22.3
	2,293.67	000100	33.4		3,600.00	017400	124.1
	2,300.00	000100	98.3		3,640.00	000100	5.1
	2,350.00	000100	63.8		3,650.00	000100	4.7
	2,400.00	000100	48.7		3,650.00	013400	52.0
	2,400.00	021000	142.3		3,700.00	000100	6.1
	2,465.00	000100	20.3		3,711.00	000100	8.1
	2,500.00	000100	585.0		3,725.00	000100	4.0
	2,500.00	013400	44.7		3,750.00	000100	4.1
	2,500.00	021000	2.7		3,759.46	000100	8.2
	2,500.00	021200	21.9		3,775.00	011200	3.5
	2,555.48	000100	155.6		3,776.52	000100	7.0
	2,556.70	000100	523.6		3,800.00	000100	165.1
	2,570.00	000100	5.7		3,800.00	009500	2.9
	2,571.81	000100	26.7		3,800.00	011200	15.4
	2,571.84	000100	4.0		3,800.00	024500	2.0
	2,600.00	000100	170.7		3,810.00	017900	3.5

**TABLE 8: BASE PRICE PAID TO GROWERS FOR GRAPES CRUSHED AND DELIVERED TO CALIFORNIA PROCESSORS FROM THE 2023 CROP WITH BRIX FACTORS AND PURCHASED TONNAGE, BY TYPE, VARIETY, REPORTING DISTRICT WHERE GROWN, AND WEIGHTED AVERAGE BASE PRICE**

District, Type, and Variety	Base Price	Brix	Tons	District, Type, and Variety	Base Price	Brix	Tons
	Per Ton	Factors			Per Ton	Factors	
	Dollars	Code <sup>1</sup>			Dollars	Code <sup>1</sup>	
<b>DISTRICT 8 (Cont'd)</b>							
Pinot Noir * (Cont'd)	3,836.76	000100	179.2		5,300.00	020800	1.0
	3,862.50	000100	14.6		5,300.51	000100	11.1
	4,000.00	000100	224.4		5,400.00	011200	2.2
	4,000.00	009400	1.3		5,460.00	017400	22.7
	4,000.00	013400	7.3		5,500.00	000100	117.0
	4,000.00	013600	2.1		5,500.00	013800	7.3
	4,000.00	017400	11.8		5,500.00	016980	2.1
	4,000.00	017600	4.3		5,500.00	017400	10.9
	4,000.00	018900	4.5		5,517.00	070550	16.4
	4,036.69	000100	3.2		5,536.98	000100	1.6
	4,120.00	000100	15.7		5,549.00	000100	2.0
	4,125.00	000100	1.8		5,568.75	000100	3.6
	4,200.00	000100	15.6		5,582.96	000100	4.5
	4,200.00	021200	26.6		5,600.00	000100	3.3
	4,200.00	024800	2.8		5,666.16	000100	5.2
	4,206.75	000100	1.7		5,672.25	021000	2.2
	4,215.00	008000	8.0		5,700.00	000100	3.8
	4,222.01	000100	37.6		5,700.00	016900	1.0
	4,240.00	011600	21.5		5,715.00	024500	4.0
	4,243.93	000100	7.0		5,720.00	000100	2.5
	4,250.00	000100	127.8		5,722.20	000100	19.9
	4,250.00	009500	1.0		5,750.00	000100	7.8
	4,294.55	000100	5.0		5,750.00	009500	4.0
	4,300.00	000100	15.1		5,750.00	021000	5.0
	4,350.00	000100	24.7		5,750.00	022800	7.4
	4,400.00	000100	2.0		5,775.00	024500	11.3
	4,454.02	000100	2.3		5,800.00	000100	11.1
	4,500.00	000100	95.2		5,800.00	017800	3.8
	4,500.00	016900	3.8		5,800.00	024500	5.3
	4,500.00	017000	2.2		5,850.00	000100	5.0
	4,500.00	017400	1.9		5,850.00	016900	2.3
	4,500.00	018000	8.2		5,900.00	000100	6.5
	4,500.00	021000	6.9		5,967.00	000100	6.5
	4,500.00	022800	12.5		5,980.00	000100	1.4
	4,600.00	000100	17.7		6,000.00	000100	83.5
	4,700.00	000100	4.4		6,000.00	011300	2.2
	4,714.57	000100	8.1		6,000.00	014000	4.2
	4,721.68	000100	4.3		6,000.00	016900	5.5
	4,725.00	000100	6.1		6,000.00	021500	17.6
	4,729.00	000100	1.1		6,056.91	000100	3.4
	4,750.00	000100	18.1		6,100.00	000100	6.1
	4,750.00	013800	6.3		6,100.00	017800	4.0
	4,750.00	016900	8.4		6,150.00	024500	10.9
	4,750.00	019100	1.5		6,200.00	000100	22.7
	4,750.00	020800	5.3		6,200.00	019100	3.2
	4,767.00	025100	9.3		6,210.00	000100	6.4
	4,775.44	000100	105.1		6,216.00	000100	3.7
	4,785.35	000100	4.6		6,222.50	000100	3.7
	4,800.00	000100	6.1		6,240.00	000100	4.6
	4,800.00	016900	6.1		6,250.00	000100	105.5
	4,818.00	000100	2.2		6,250.00	021500	2.8
	4,915.00	019200	41.6		6,282.26	000100	0.8
	4,944.00	000100	4.6		6,296.00	000100	1.7
	4,950.00	000100	6.1		6,300.00	000100	1.2
	5,000.00	000100	93.0		6,480.00	000100	4.5
	5,000.00	007600	1.1		6,500.00	000100	35.5
	5,000.00	011300	2.2		6,500.00	013800	3.3
	5,000.00	017800	2.1		6,500.00	021000	1.8
	5,000.00	021000	4.0		6,602.32	000100	2.1
	5,000.00	021500	2.8		6,650.00	017400	9.4
	5,009.63	000100	15.1		6,660.00	000100	4.0
	5,031.85	000100	1.7		6,709.00	000100	1.4
	5,047.00	000100	7.4		6,750.00	000100	7.4
	5,100.00	000100	2.5		6,750.00	017800	6.3
	5,197.00	000100	4.4		6,760.00	000100	3.9
	5,200.00	000100	8.0		6,850.00	021500	3.0
	5,220.00	000100	3.7		6,890.00	000100	4.0
	5,246.30	000100	10.0		6,900.00	000100	14.6
	5,250.00	000100	18.9		6,900.00	016900	6.1
	5,250.00	009500	1.1		6,930.00	000100	3.1
	5,251.33	000100	3.7		6,940.81	000100	5.4
	5,265.00	000100	13.0		6,960.45	017800	1.3
	5,300.00	000100	16.5		7,000.00	000100	6.0
	5,300.00	011300	4.3		7,000.00	019100	1.7
					7,020.00	000100	5.1



**TABLE 8: BASE PRICE PAID TO GROWERS FOR GRAPES CRUSHED AND DELIVERED TO CALIFORNIA PROCESSORS  
FROM THE 2023 CROP WITH BRIX FACTORS AND PURCHASED TONNAGE, BY TYPE, VARIETY, REPORTING DISTRICT  
WHERE GROWN, AND WEIGHTED AVERAGE BASE PRICE**

District, Type, and Variety	Base Price	Brix	Tons	District, Type, and Variety	Base Price	Brix	Tons
	Per Ton	Factors			Per Ton	Factors	
	Dollars	Code <sup>1</sup>			Dollars	Code <sup>1</sup>	
<b>DISTRICT 8 (Cont'd)</b>							
Pinot Noir * (Cont'd)	7,145.00	000100	55.1		2,425.04	000100	6.3
	7,187.45	000100	3.9		2,500.00	000100	15.4
	7,187.50	000100	2.1		2,500.00	013600	1.6
	7,200.00	013800	1.4		2,500.00	020800	2.7
	7,202.83	000100	1.2		2,500.00	021200	5.5
	7,205.00	000100	0.4		2,650.00	021000	2.0
	7,216.19	000100	27.6		2,750.00	000100	3.4
	7,245.00	000100	0.4		2,778.69	000100	7.3
	7,250.00	000100	21.3		2,782.03	000100	13.8
	7,250.00	011300	2.4		2,800.00	000100	17.6
	7,250.00	013800	3.2		2,800.00	021000	1.0
	7,315.00	000100	4.6		2,850.00	000100	1.7
	7,322.62	000100	3.5		2,900.00	021000	3.3
	7,393.01	000100	4.6		3,000.00	000100	14.5
	7,500.00	000100	3.0		3,000.00	020800	8.4
	7,566.81	000100	2.1		3,500.00	000100	7.3
	7,805.56	000100	0.3		3,600.00	000100	1.4
	8,000.00	000100	12.1		4,000.00	000100	1.5
	8,100.00	000100	2.2		4,000.00	024300	0.5
	8,125.00	000100	1.4		4,245.00	000100	2.6
	8,437.50	000100	1.8		4,250.00	000100	1.6
	8,500.00	017800	6.7		4,800.00	000100	1.0
	8,645.00	000100	3.2	Wtd. Avg. Base & Total Tons	2,175.39		565.4
	9,504.00	000100	6.6	Souzao	2,000.00	000100	1.0
	9,775.00	000100	21.5		4,000.00	000100	0.3
Wtd. Avg. Base & Total Tons	2,251.20		17,326.8		6,500.00	000100	2.4
Primitivo	1,200.00	020800	2.3	Wtd. Avg. Base & Total Tons	5,081.08		3.7
	1,350.00	000100	40.2	St Macaire <sup>3</sup>	1,400.00	000100	74.3
	1,500.00	000100	17.2		1,650.00	000100	9.0
	1,583.82	025100	108.0		1,800.00	000100	4.3
	1,693.29	028100	40.4		1,987.00	000100	6.9
	1,700.00	000100	20.6		2,500.00	000100	5.1
	1,900.00	000100	31.2	Wtd. Avg. Base & Total Tons	1,536.85		99.6
	2,000.00	000100	23.4	Syrah *	300.00	000100	25.9
	2,400.00	028100	5.4		500.00	000100	2.1
	2,800.00	028100	17.4		700.00	000100	22.6
	2,900.00	000100	7.4		800.00	000100	122.6
	2,900.00	028100	3.8		800.00	017400	47.3
	3,000.00	000100	6.8		838.00	000100	5.0
Wtd. Avg. Base & Total Tons	1,783.25		324.1		1,000.00	000100	35.1
Refosco *	1,573.57	000100	29.9		1,000.00	013800	2.6
	1,800.00	000100	7.4		1,100.00	000100	165.2
	2,750.00	000100	1.5		1,175.00	000100	25.2
	2,800.00	000100	2.1		1,200.00	000100	3.5
	3,000.00	000100	0.5		1,200.00	013100	19.9
Wtd. Avg. Base & Total Tons	1,736.10		41.4		1,200.00	025100	59.6
Sagrantino	1,250.00	000100	2.9		1,250.00	000100	78.5
Wtd. Avg. Base & Total Tons	1,250.00		2.9		1,299.00	000100	0.5
					1,350.00	000100	46.3
					1,400.00	000100	311.3
Sangiovese *	500.00	000100	3.5		1,425.00	000100	90.0
	1,250.00	000100	37.1		1,450.00	000100	3.0
	1,250.00	013600	4.8		1,500.00	000100	249.4
	1,250.00	020800	1.6		1,500.00	021200	14.8
	1,350.00	000100	23.4		1,500.00	028820	23.5
	1,500.00	000100	10.2		1,525.00	024500	43.0
	1,600.00	000100	24.3		1,550.00	000100	58.1
	1,700.00	000100	5.4		1,550.00	027500	136.4
	1,800.00	000100	3.6		1,590.38	000100	191.1
	1,800.00	011400	2.0		1,600.00	000100	187.5
	1,824.00	013800	5.8		1,600.00	024800	9.6
	2,000.00	000100	104.7		1,620.00	028100	6.5
	2,100.00	017400	1.5		1,640.00	000100	87.8
	2,171.62	017800	3.1		1,645.00	000100	45.0
	2,200.00	000100	33.3		1,700.00	000100	250.5
	2,200.00	028100	12.5		1,750.00	000100	61.2
	2,238.01	020800	5.0		1,800.00	000100	146.5
	2,250.00	000100	14.9		1,800.00	024500	1.5
	2,300.00	000100	99.8		1,800.00	027500	81.3
	2,388.78	000100	44.7		1,850.00	000100	43.7
	2,400.00	000100	3.1		1,852.20	021000	241.2
	2,414.29	000100	0.7		1,900.00	000100	50.1

**TABLE 8: BASE PRICE PAID TO GROWERS FOR GRAPES CRUSHED AND DELIVERED TO CALIFORNIA PROCESSORS FROM THE 2023 CROP WITH BRIX FACTORS AND PURCHASED TONNAGE, BY TYPE, VARIETY, REPORTING DISTRICT WHERE GROWN, AND WEIGHTED AVERAGE BASE PRICE**

District, Type, and Variety	Base Price	Brix	Tons	District, Type, and Variety	Base Price	Brix	Tons
	Per Ton	Factors			Per Ton	Factors	
	Dollars	Code <sup>1</sup>			Dollars	Code <sup>1</sup>	
<b>DISTRICT 8 (Cont'd)</b>							
Syrah * (Cont'd)	1,900.00	021000	3.1		3,200.00	017400	34.5
	1,900.00	024500	2.5		3,200.00	024500	21.8
	1,980.00	000100	38.3		3,200.00	024800	1.0
	2,000.00	000100	779.4		3,200.00	027500	19.4
	2,000.00	013600	4.6		3,250.00	000100	25.5
	2,000.00	021200	3.6		3,300.00	000100	17.0
	2,000.00	024500	3.2		3,300.00	020800	3.2
	2,000.00	025100	4.3		3,300.00	028100	14.2
	2,000.00	028100	7.4		3,317.00	070536	76.3
	2,017.00	019000	3.6		3,358.46	000100	6.5
	2,040.00	000100	4.2		3,480.00	000100	1.2
	2,050.00	000100	4.6		3,496.00	000100	7.0
	2,100.00	000100	339.4		3,500.00	000100	100.5
	2,150.00	000100	7.2		3,500.00	009500	2.3
	2,200.00	000100	140.7		3,500.00	013600	2.3
	2,208.42	000100	165.6		3,500.00	025100	1.5
	2,228.07	000100	29.6		3,500.00	026900	4.5
	2,246.77	000100	5.1		3,560.00	021000	2.2
	2,250.00	000100	72.3		3,600.00	000100	8.0
	2,250.00	017800	20.0		3,600.00	016900	4.0
	2,257.20	020800	3.5		3,605.00	000100	16.5
	2,257.20	024800	5.0		3,675.00	000100	4.8
	2,269.54	000100	16.4		3,675.00	024800	1.2
	2,300.00	000100	49.9		3,700.00	000100	8.6
	2,350.00	000100	3.0		3,700.00	017400	22.5
	2,362.00	000100	2.6		3,750.00	000100	5.1
	2,375.00	024500	22.9		3,750.00	018900	1.0
	2,375.53	000100	42.9		3,788.51	000100	12.0
	2,375.53	017800	4.2		3,797.68	000100	5.3
	2,400.00	000100	4.9		3,800.00	000100	21.2
	2,400.00	020800	2.6		3,800.00	013800	3.0
	2,400.00	027500	22.5		3,800.00	024800	2.8
	2,400.00	028100	8.8		3,886.71	000100	3.4
	2,500.00	000100	242.0		3,887.09	000100	2.9
	2,500.00	013800	1.0		3,900.00	000100	1.5
	2,500.00	017000	1.9		3,900.00	004200	1.0
	2,500.00	017200	0.1		3,900.00	021500	38.4
	2,500.00	020800	0.5		3,914.00	000100	10.4
	2,500.00	021000	7.9		3,957.00	003200	25.3
	2,500.00	024500	43.8		3,975.00	011600	20.0
	2,550.00	000100	4.3		3,990.00	000100	7.0
	2,575.00	000100	25.5		4,000.00	000100	94.7
	2,600.00	000100	120.4		4,000.00	011100	4.0
	2,600.00	028100	9.3		4,000.00	027500	12.5
	2,613.08	000100	26.2		4,017.00	001700	3.5
	2,620.95	000100	4.5		4,031.67	000100	6.0
	2,625.00	000100	10.2		4,100.00	000100	3.0
	2,642.00	000100	26.1		4,125.00	000100	3.4
	2,696.00	000100	2.6		4,150.00	000100	8.6
	2,700.00	000100	2.3		4,150.00	025300	2.1
	2,700.00	021000	1.0		4,179.18	000100	37.3
	2,750.00	000100	41.1		4,180.31	000100	3.2
	2,800.00	000100	47.0		4,200.00	000100	39.2
	2,800.00	011100	5.1		4,200.00	024800	3.8
	2,800.00	021200	4.0		4,200.00	026500	2.2
	2,800.00	021500	1.2		4,200.00	027500	3.1
	2,800.00	024500	2.5		4,217.00	021000	11.5
	2,850.00	000100	1.4		4,223.00	000100	64.9
	2,850.00	020900	3.2		4,235.00	021000	1.1
	2,900.00	000100	10.1		4,250.00	000100	15.1
	2,900.00	017200	10.6		4,300.00	000100	1.3
	2,969.41	000100	7.3		4,300.00	027500	0.2
	2,995.48	000100	24.1		4,326.00	000100	1.6
	3,000.00	000100	118.1		4,350.00	000100	5.2
	3,000.00	009400	3.2		4,400.00	000100	6.9
	3,000.00	011300	1.0		4,400.00	013800	1.1
	3,000.00	021000	4.5		4,450.00	000100	13.8
	3,000.00	024500	1.4		4,450.00	021500	2.7
	3,000.00	024800	3.5		4,478.00	017400	10.4
	3,000.00	025100	0.8		4,481.92	000100	4.1
	3,017.00	021000	8.6		4,500.00	000100	57.2
	3,100.00	000100	6.8		4,500.00	017200	2.2
	3,150.00	000100	4.3		4,600.00	000100	4.0
	3,200.00	000100	15.5		4,606.02	000100	1.6
					4,635.00	000100	6.3

**TABLE 8: BASE PRICE PAID TO GROWERS FOR GRAPES CRUSHED AND DELIVERED TO CALIFORNIA PROCESSORS FROM THE 2023 CROP WITH BRIX FACTORS AND PURCHASED TONNAGE, BY TYPE, VARIETY, REPORTING DISTRICT WHERE GROWN, AND WEIGHTED AVERAGE BASE PRICE**

District, Type, and Variety	Base Price	Brix	Tons	District, Type, and Variety	Base Price	Brix	Tons
	Per Ton	Factors			Per Ton	Factors	
	Dollars	Code <sup>1</sup>			Dollars	Code <sup>1</sup>	
<b>DISTRICT 8 (Cont'd)</b>							
Syrah * (Cont'd)	4,664.93	000100	1.7		7,000.00	000100	23.1
	4,700.00	000100	7.2		7,000.00	018000	4.3
	4,750.00	000100	54.4		7,055.50	000100	2.5
	4,750.00	006890	6.6		7,061.65	025100	2.5
	4,767.00	058686	1.9		7,145.00	000100	18.3
	4,775.00	000100	19.2		7,214.65	000100	1.8
	4,775.69	000100	1.4		7,230.00	000100	4.6
	4,800.00	000100	15.6		7,242.00	000100	3.4
	4,850.00	000100	4.0		7,268.23	000100	1.6
	4,866.67	000100	8.0		7,328.88	000100	3.2
	4,875.00	000100	1.4		7,418.75	000100	2.4
	4,950.00	000100	1.0		7,500.00	000100	13.4
	4,968.00	025100	5.0		7,952.36	025100	4.8
	5,000.00	000100	74.8		8,000.00	000100	70.6
	5,000.00	011300	1.8		8,000.00	018000	4.2
	5,000.00	016800	1.8		8,000.00	025100	2.3
	5,000.00	017400	1.0		8,196.26	018000	6.7
	5,000.00	018000	2.5		8,300.00	000100	7.0
	5,000.00	020800	1.1		8,355.44	000100	40.6
	5,000.00	025100	1.9		8,400.00	000100	6.0
	5,017.00	021000	11.9		8,500.00	000100	4.9
	5,058.00	027500	58.3		8,500.00	025100	3.8
	5,200.00	000100	6.2		8,640.00	000100	3.3
	5,250.00	000100	10.5		8,640.00	024800	1.4
	5,263.00	000100	0.9		8,640.00	025100	1.4
	5,280.00	000100	1.5		9,000.00	000100	1.3
	5,300.00	021500	7.0		9,180.00	000100	11.5
	5,317.00	024500	5.7		9,864.00	000100	1.2
	5,469.00	000100	2.8		12,342.00	000100	1.4
	5,500.00	000100	11.5		14,000.00	000100	1.3
	5,500.00	027800	15.1	Wtd. Avg. Base & Total Tons	2,616.68		7,522.7
	5,501.15	000100	1.3	Tannat	850.00	000100	46.4
	5,520.00	027500	30.1		1,140.00	000100	4.1
	5,525.00	000100	11.9		1,175.00	000100	55.4
	5,600.00	025100	1.3		1,500.00	000100	0.7
	5,612.92	000100	3.7		1,700.00	000100	1.8
	5,750.00	000100	6.9		1,730.00	024500	3.5
	5,783.00	021000	7.4		1,800.00	000100	14.1
	5,874.95	000100	2.5		1,800.00	028100	3.0
	5,890.00	000100	0.9		1,860.00	000100	5.5
	5,975.00	000100	2.8		1,870.00	000100	10.4
	5,992.46	000100	1.6		1,900.00	000100	2.2
	6,000.00	000100	33.0		1,900.00	017600	1.1
	6,000.00	017200	4.2		1,900.00	024800	5.0
	6,000.00	021000	16.7		2,000.00	000100	29.0
	6,000.00	025100	0.9		2,000.00	028100	2.3
	6,026.46	000100	22.8		2,100.00	027800	4.6
	6,118.67	000100	1.5		2,200.00	024500	4.9
	6,153.00	000100	3.8		2,250.00	000100	2.1
	6,200.00	000100	1.8		2,400.00	000100	0.5
	6,200.00	025100	2.4		2,500.00	021000	1.2
	6,210.00	018000	5.5		2,500.00	028100	2.0
	6,217.00	021000	2.4		2,600.00	000100	4.0
	6,241.55	000100	2.7		2,600.00	024500	1.2
	6,268.00	000100	1.2		2,615.95	025100	10.4
	6,300.00	000100	15.5		2,800.00	028100	2.9
	6,300.00	025100	1.5		2,900.00	000100	1.0
	6,310.00	000100	1.1		3,000.00	000100	7.6
	6,337.02	000100	2.2		3,400.00	021200	1.6
	6,500.00	000100	5.8		3,500.00	000100	2.0
	6,500.00	021200	2.5		3,500.00	024800	2.0
	6,500.00	024800	5.2		3,800.00	000100	4.2
	6,500.00	025100	1.3		4,223.00	000100	4.1
	6,508.00	000100	1.5		4,750.00	000100	1.3
	6,585.98	000100	3.0		5,000.00	024800	1.6
	6,600.00	025100	3.5		5,000.00	025300	1.0
	6,615.46	025100	2.7		5,550.69	000100	1.4
	6,644.00	013800	3.2	Wtd. Avg. Base & Total Tons	1,815.41		246.1
	6,757.00	000100	2.3	Tempranillo *	1,000.00	000100	4.7
	6,788.91	000100	8.3		1,100.00	000100	17.5
	6,800.00	000100	2.3		1,500.00	000100	5.5
	6,881.04	000100	3.1		1,600.00	000100	29.5
	6,897.00	000100	3.7		1,600.00	024800	50.1
	6,904.02	000100	3.9				

**TABLE 8: BASE PRICE PAID TO GROWERS FOR GRAPES CRUSHED AND DELIVERED TO CALIFORNIA PROCESSORS FROM THE 2023 CROP WITH BRIX FACTORS AND PURCHASED TONNAGE, BY TYPE, VARIETY, REPORTING DISTRICT WHERE GROWN, AND WEIGHTED AVERAGE BASE PRICE**

District, Type, and Variety	Base Price	Brix	Tons	District, Type, and Variety	Base Price	Brix	Tons
	Per Ton	Factors			Per Ton	Factors	
	Dollars	Code <sup>1</sup>			Dollars	Code <sup>1</sup>	
<b>DISTRICT 8 (Cont'd)</b>							
Tempranillo * (Cont'd)	1,650.00	000100	13.7		6,500.00	000100	8.0
	1,700.00	000100	5.9		9,180.00	000100	2.1
	1,700.00	017800	2.2	Wtd. Avg. Base & Total Tons	3,387.39		37.8
	1,750.00	000100	1.7	Trousseau *	1,870.00	000100	5.1
	1,829.75	017600	4.5		2,900.00	000100	3.8
	1,850.00	024800	22.5	Wtd. Avg. Base & Total Tons	2,309.78		8.9
	1,900.00	024800	3.2	Valdigue *	1,000.00	000100	5.6
	2,000.00	000100	18.7		1,036.97	000100	15.6
	2,000.00	021000	0.9		1,325.01	000100	24.5
	2,099.53	000100	33.3		1,350.00	000100	9.8
	2,099.53	020800	2.0		1,500.00	000100	66.8
	2,200.00	000100	19.4		1,685.00	000100	9.4
	2,200.00	025100	2.0		1,700.00	000100	3.2
	2,205.00	027500	49.6		1,700.00	009400	6.0
	2,246.37	017800	1.1		2,000.00	000100	2.0
	2,300.00	000100	5.1		2,000.00	013600	1.5
	2,300.00	027500	35.7		2,500.00	000100	3.5
	2,400.00	000100	9.9		2,625.00	000100	2.8
	2,400.00	028100	7.6		2,900.00	000100	2.0
	2,471.01	000100	39.3		3,000.00	000100	21.8
	2,500.00	000100	6.5		3,200.00	000100	0.9
	2,500.00	021000	8.8		3,250.00	000100	2.6
	2,517.86	021200	4.2		3,300.00	000100	3.5
	2,600.00	000100	13.9		3,300.00	007900	2.6
	2,700.00	022800	4.3		3,360.00	000100	5.1
	2,750.00	000100	1.0		3,465.00	000100	4.0
	2,800.00	000100	15.7		3,500.00	000100	15.0
	2,800.00	021000	3.0		3,500.00	013600	1.1
	2,850.00	000100	8.8		3,700.00	000100	1.6
	2,900.00	000100	2.2		3,800.00	000100	6.3
	2,900.00	021000	1.2		3,800.00	007900	4.4
	3,000.00	000100	2.5		3,800.00	017200	1.4
	3,200.00	000100	3.3		4,000.00	000100	16.4
	3,200.00	025400	1.6		4,500.00	000100	3.6
	3,300.00	000100	12.3	Wtd. Avg. Base & Total Tons	2,249.20		243.0
	3,500.00	000100	2.5	Zinfandel	250.00	000100	12.9
	3,500.00	020800	2.2		300.00	000100	390.2
	3,600.00	000100	4.6		500.00	000100	23.5
	3,750.00	000100	8.2		801.79	024500	8.9
	3,800.00	000100	4.2		820.00	000100	14.2
	4,000.00	007900	3.0		850.00	000100	3.6
	4,223.00	000100	9.4		975.00	000100	45.3
	4,500.00	000100	4.9		975.00	064800	21.2
	4,500.00	021200	0.8		1,000.00	000100	11.9
	5,167.00	000100	6.7		1,200.00	000100	497.4
	6,000.00	000100	1.4		1,200.00	024800	10.6
	6,200.00	000100	3.8		1,200.00	026800	49.0
	6,500.00	017400	1.0		1,250.00	000100	25.4
	7,000.00	000100	14.2		1,250.00	013600	4.7
Wtd. Avg. Base & Total Tons	2,473.19		541.8		1,300.00	000100	23.2
Teroldego	1,700.00	000100	48.9		1,350.00	000100	189.7
	1,800.00	000100	8.0		1,400.00	000100	70.5
	2,450.00	000100	3.2		1,435.29	021000	226.7
	2,781.00	000100	3.2		1,500.00	000100	117.3
	3,000.00	000100	2.6		1,500.00	027600	9.4
	3,037.26	000100	3.1		1,563.03	028100	41.9
	3,300.00	000100	2.7		1,600.00	000100	72.9
Wtd. Avg. Base & Total Tons	1,958.09		71.7		1,700.00	000100	64.2
Tinta Cao	3,856.06	000100	0.6		1,707.39	020800	2.3
	6,500.00	000100	1.5		1,725.00	000100	26.2
Wtd. Avg. Base & Total Tons	5,744.59		2.1		1,800.00	000100	113.2
Touriga Nacional *	1,500.00	000100	1.8		1,870.00	000100	4.5
	1,800.00	024800	16.2		1,900.00	000100	48.7
	1,870.00	000100	5.6		2,000.00	000100	87.8
	2,482.91	000100	0.4		2,000.00	024800	34.3
	3,000.00	000100	1.1		2,000.00	025100	0.9
	3,300.00	017600	0.8		2,000.00	027600	2.5
	3,500.00	000100	1.0		2,043.50	024800	5.5
	5,000.00	000100	0.8		2,100.00	000100	57.6
					2,200.00	000100	42.8
					2,250.00	000100	7.5
					2,290.53	000100	229.5

**TABLE 8: BASE PRICE PAID TO GROWERS FOR GRAPES CRUSHED AND DELIVERED TO CALIFORNIA PROCESSORS FROM THE 2023 CROP WITH BRIX FACTORS AND PURCHASED TONNAGE, BY TYPE, VARIETY, REPORTING DISTRICT WHERE GROWN, AND WEIGHTED AVERAGE BASE PRICE**

District, Type, and Variety	Base Price	Brix	Tons	District, Type, and Variety	Base Price	Brix	Tons
	Per Ton	Factors			Per Ton	Factors	
	Dollars	Code <sup>1</sup>			Dollars	Code <sup>1</sup>	
<b>DISTRICT 8 (Cont'd)</b>							
Zinfandel (Cont'd)	2,300.00	000100	45.8	Chardonnay *	250.00	000100	11.9
	2,350.00	000100	13.4		550.00	000100	4.2
	2,379.79	024500	10.3		575.00	059595	658.1
	2,400.00	000100	0.5		600.00	017200	2,831.4
	2,400.00	017800	1.2		626.83	000100	839.4
	2,400.00	021000	3.1		642.00	059593	978.6
	2,400.00	024600	8.9		646.83	000100	84.3
	2,400.00	030400	2.0		647.51	000100	3,037.3
	2,500.00	000100	182.5		647.52	000100	1,705.9
	2,500.00	013600	4.6		650.00	059595	364.3
	2,500.00	021000	1.6		800.00	000100	1,086.6
	2,500.00	021500	2.1		825.00	000100	499.9
	2,500.00	025100	2.3		1,100.00	000100	70.7
	2,500.00	027600	2.4		1,250.00	000100	13.9
	2,500.00	028100	62.8		1,250.00	009300	3.7
	2,600.00	000100	4.8		1,280.00	020800	3.2
	2,600.00	028100	10.9		1,400.00	020800	14.5
	2,650.00	028100	2.5		1,600.00	024800	1.7
	2,750.00	000100	8.7		1,740.00	013600	8.5
	2,800.00	000100	6.7	Wtd. Avg. Base & Total Tons	2,200.00	014000	2.0
	2,900.00	000100	147.6		656.90		12,220.1
	2,900.00	017800	3.4	Chenin Blanc	550.00	000100	6.1
	2,902.35	000100	1.9		700.00	000100	12.0
	2,950.00	000100	4.1		750.00	000100	0.5
	3,000.00	000100	60.8		1,100.00	000100	47.7
	3,000.00	020800	6.1		1,200.00	011100	1.0
	3,000.00	024600	1.2		1,250.00	000100	8.3
	3,000.00	025100	2.6		1,600.00	000100	3.8
	3,000.00	028100	138.8		1,600.00	008900	9.9
	3,200.00	000100	47.5		1,650.00	000100	5.2
	3,400.00	000100	21.7		2,000.00	000100	0.1
	3,400.00	024500	23.2	Wtd. Avg. Base & Total Tons	1,129.76		94.6
	3,500.00	000100	166.3	Cortese	1,400.00	000100	4.6
	3,500.00	027600	3.1		1,450.00	000100	17.1
	3,600.00	000100	1.9	Wtd. Avg. Base & Total Tons	1,439.40		21.7
	3,750.00	000100	2.7	Falaghina Greco <sup>2</sup>	1,450.00	000100	5.7
	3,800.00	000100	2.1	Wtd. Avg. Base & Total Tons	1,450.00		5.7
	4,000.00	000100	53.9	Fiano	1,200.00	010700	1.9
	4,000.00	017800	5.8		1,500.00	000100	1.7
	4,000.00	024500	1.1		2,000.00	000100	0.4
	4,457.56	006890	13.0	Wtd. Avg. Base & Total Tons	1,407.50		4.0
	4,500.00	000100	31.5	French Colombard	210.00	001700	1,291.0
	4,500.00	021200	1.8		750.00	000100	0.5
	4,500.00	025100	1.9		900.00	000100	6.0
	5,950.00	000100	3.4		1,800.00	000100	5.0
	6,153.00	000100	15.3		2,000.00	000100	1.1
	6,500.00	000100	1.4	Wtd. Avg. Base & Total Tons	220.99		1,303.6
	7,000.00	000100	12.2	Gewurztraminer	2,080.00	013600	1.7
	9,167.06	000100	23.1		2,085.00	013600	4.3
Wtd. Avg. Base & Total Tons	1,940.34		3,774.4	Wtd. Avg. Base & Total Tons	2,083.58		6.0
Other Red Wine <sup>4</sup>	1,250.00	020800	3.1	Grenache Blanc *	1,500.00	013600	1.0
	1,250.00	021200	2.1		2,300.00	000100	0.2
	1,500.00	000100	5.1	Wtd. Avg. Base & Total Tons	1,633.33		1.2
	1,500.00	017400	1.5	Gruner Veltliner	2,200.00	013600	1.0
	1,735.00	028100	5.7	Wtd. Avg. Base & Total Tons	2,200.00		1.0
	1,800.00	000100	9.0	Malvasia Bianca	750.00	000100	0.6
	1,800.00	013400	0.9		2,000.00	000100	0.2
	1,900.00	000100	1.8	Wtd. Avg. Base & Total Tons	1,062.50		0.8
	2,000.00	000100	3.2	Marsanne	1,500.00	013600	0.3
	2,100.00	017200	1.3		1,800.00	000100	2.8
	2,750.00	000100	2.0	Wtd. Avg. Base & Total Tons	1,770.97		3.1
	2,800.00	017200	1.0				
	3,000.00	000100	9.3				
	4,500.00	000100	4.7				
Wtd. Avg. Base & Total Tons	2,248.71		50.7				
<b>DISTRICT 9</b>							
<b>Wine Grapes (White)</b>							
Albarino *	1,050.00	017600	16.3				
	1,900.00	000100	11.8				
Wtd. Avg. Base & Total Tons	1,406.94		28.1				

**TABLE 8: BASE PRICE PAID TO GROWERS FOR GRAPES CRUSHED AND DELIVERED TO CALIFORNIA PROCESSORS  
FROM THE 2023 CROP WITH BRIX FACTORS AND PURCHASED TONNAGE, BY TYPE, VARIETY, REPORTING DISTRICT  
WHERE GROWN, AND WEIGHTED AVERAGE BASE PRICE**

District, Type, and Variety	Base Price	Brix	Tons	District, Type, and Variety	Base Price	Brix	Tons
	Per Ton	Factors			Per Ton	Factors	
	Dollars	Code <sup>1</sup>			Dollars	Code <sup>1</sup>	
<b>DISTRICT 9 (Cont'd)</b>							
Muscat Blanc *	1,100.00	000100	0.5	White Riesling *	750.00	000100	0.5
	1,290.50	000100	255.3		1,600.00	013100	1.5
	2,400.00	000100	1.8		2,740.00	010900	3.9
Wtd. Avg. Base & Total Tons	1,297.88		257.6	Wtd. Avg. Base & Total Tons	2,281.53		5.9
Muscat Of Alexandria	2,400.00	000100	2.0	Other White Wine <sup>4</sup>	1,100.00	001400	10.9
Wtd. Avg. Base & Total Tons	2,400.00		2.0		1,200.00	000100	1.6
Muscat Orange	377.05	000100	195.6		1,600.00	013100	1.6
	1,700.00	000100	7.0		2,000.00	000100	0.2
Wtd. Avg. Base & Total Tons	422.76		202.6		2,100.00	000100	11.7
Picpoul Blanc	750.00	000100	0.4		2,200.00	013600	1.0
	2,200.00	000100	2.0	Wtd. Avg. Base & Total Tons	2,300.00	007900	4.5
	2,300.00	000100	1.1		1,696.63		32.6
	2,300.00	009400	1.2	<b>Wine Grapes (Red)</b>			
Wtd. Avg. Base & Total Tons	2,125.53		4.7	Aglianico	2,000.00	020800	3.0
Pinot Gris *	505.00	039720	1,321.7	Wtd. Avg. Base & Total Tons	2,000.00		3.0
	525.00	013400	1,610.9	Alicante Bouschet *	1,250.00	017600	1.6
	600.00	000100	1,238.2	Wtd. Avg. Base & Total Tons	1,250.00		1.6
	622.25	000100	495.4	Barbera	1,050.00	017600	3.2
	1,550.00	000100	6.0		1,100.00	000100	16.0
Wtd. Avg. Base & Total Tons	550.85		4,672.2		1,500.00	000100	5.3
Roussanne	1,250.00	009300	6.4		1,750.00	000100	3.0
	1,800.00	000100	1.7		1,800.00	024500	2.4
	2,000.00	000100	0.4		1,850.00	027600	3.5
Wtd. Avg. Base & Total Tons	1,395.29		8.5		2,000.00	024500	1.8
Sauvignon Blanc *	300.00	013100	89.0		2,200.00	013600	2.0
	550.00	000100	750.7	Wtd. Avg. Base & Total Tons	2,300.00	000100	1.0
	580.77	000100	166.0		2,800.00	000100	27.6
	580.78	000100	559.2	Wtd. Avg. Base & Total Tons	2,014.21		65.8
	601.12	000100	560.8	Blaufraenkisch *	2,000.00	000100	3.9
	700.00	017200	10.0		2,000.00	013600	1.0
	975.00	000100	2.3		2,200.00	013600	1.0
	1,200.00	000100	1.0	Wtd. Avg. Base & Total Tons	2,033.90		5.9
	1,250.00	009300	2.6	Cabernet Franc	1,250.00	017600	1.6
	1,900.00	000100	1.5		1,500.00	014000	1.0
	2,000.00	022600	1.5		2,500.00	014000	1.1
Wtd. Avg. Base & Total Tons	2,200.00	013600	2.0	Wtd. Avg. Base & Total Tons	1,689.19		3.7
	569.19		2,146.6	Cabernet Sauvignon	525.00	067893	726.1
Semillon	1,700.00	000100	0.1		550.00	000100	16.2
	2,000.00	000100	1.5		592.00	067605	1,490.7
Wtd. Avg. Base & Total Tons	1,981.25		1.6		694.59	000100	1,396.1
St. Emilion *	2,200.00	000100	7.0		714.89	000100	158.0
Wtd. Avg. Base & Total Tons	2,200.00		7.0		750.00	000100	0.5
Verdejo	2,000.00	000100	1.0		766.16	000100	203.6
Wtd. Avg. Base & Total Tons	2,000.00		1.0		766.16	068300	168.1
Verdelho	2,082.75	000100	182.4		800.00	000100	362.6
Wtd. Avg. Base & Total Tons	2,082.75		182.4		850.00	000100	413.1
Vermentino *	1,454.34	000100	488.0		1,000.00	000100	0.3
	1,600.00	000100	0.6		1,200.00	000100	0.3
	2,200.00	000100	2.0		1,250.00	017600	15.2
	2,200.00	013600	1.0		2,400.00	000100	1.5
	2,300.00	000100	6.9		4,500.00	022800	4.5
	2,300.00	007900	1.8	Wtd. Avg. Base & Total Tons	670.83		4,956.8
Wtd. Avg. Base & Total Tons	1,473.69		500.3	Carignane	2,300.00	000100	7.5
Viognier	900.00	017200	10.0	Wtd. Avg. Base & Total Tons	2,300.00		7.5
	1,000.00	000100	0.8	Cinsaut *	2,200.00	000100	2.0
	1,250.00	017600	8.6	Wtd. Avg. Base & Total Tons	2,500.00	011300	1.0
	1,500.00	013600	0.1		2,300.00		3.0
	1,500.00	022800	3.0	Counoise	2,200.00	000100	5.6
	1,672.00	000100	86.4		2,300.00	000100	1.1
	1,700.00	000100	0.8		2,500.00	006800	3.0
	2,000.00	000100	14.2	Wtd. Avg. Base & Total Tons	2,304.12		9.7
Wtd. Avg. Base & Total Tons	1,609.53		123.9	Dornfelder	1,800.00	024500	5.0
				Wtd. Avg. Base & Total Tons	1,800.00		5.0

**TABLE 8: BASE PRICE PAID TO GROWERS FOR GRAPES CRUSHED AND DELIVERED TO CALIFORNIA PROCESSORS  
FROM THE 2023 CROP WITH BRIX FACTORS AND PURCHASED TONNAGE, BY TYPE, VARIETY, REPORTING DISTRICT  
WHERE GROWN, AND WEIGHTED AVERAGE BASE PRICE**

District, Type, and Variety	Base Price	Brix	Tons	District, Type, and Variety	Base Price	Brix	Tons
	Per Ton	Factors			Per Ton	Factors	
	Dollars	Code <sup>1</sup>			Dollars	Code <sup>1</sup>	
<b>DISTRICT 9 (Cont'd)</b>							
Durif	750.00	000100	0.3	Petite Sirah	500.00	000100	0.5
	1,150.00	000100	0.7		650.00	067605	372.1
Wtd. Avg. Base & Total Tons	1,030.00		1.0		665.00	000100	143.5
					800.00	000100	2,137.4
Graciano	2,800.00	000100	4.3		850.00	000100	299.1
Wtd. Avg. Base & Total Tons	2,800.00		4.3		883.02	000100	367.9
					1,250.00	017600	49.1
Grenache *	550.00	000100	2.6		1,500.00	000100	1.9
	1,000.00	022800	2.4		1,500.00	013600	0.2
	1,100.00	000100	4.9		1,700.00	000100	6.0
	1,250.00	009300	7.0		1,800.00	000100	3.0
	1,250.00	017600	5.5	Wtd. Avg. Base & Total Tons	3,200.00	000100	30.1
	1,375.00	013600	18.0		821.80		3,410.8
	1,500.00	013600	1.4	Pinot Noir *	2,000.00	000100	4.0
	2,000.00	000100	4.7		3,000.00	000100	3.9
	2,100.00	000100	0.3		3,000.00	014000	20.8
	2,200.00	000100	12.3		3,100.00	021000	3.9
	2,800.00	000100	0.6		3,300.00	014000	5.4
	3,500.00	000100	2.5	Wtd. Avg. Base & Total Tons	2,947.63		38.0
Wtd. Avg. Base & Total Tons	1,595.10		62.2	Primitivo	1,150.00	000100	0.4
					1,500.00	000100	3.9
Malbec	500.00	013600	0.5		2,200.00	000100	7.2
	550.00	000100	3.2	Wtd. Avg. Base & Total Tons	1,926.09		11.5
	650.00	067605	712.9				
	771.00	060905	269.3	Ruby Cabernet	2,800.00	000100	0.1
	800.00	000100	317.3	Wtd. Avg. Base & Total Tons	2,800.00		0.1
	850.00	000100	295.6				
	1,250.00	017600	8.0	Sangiovese *	1,000.00	000100	0.8
	1,650.00	000100	5.0		2,000.00	000100	0.2
	2,200.00	000100	1.0		2,200.00	013600	2.0
Wtd. Avg. Base & Total Tons	743.16		1,612.8		2,300.00	000100	1.0
				Wtd. Avg. Base & Total Tons	1,975.00		4.0
Merlot	608.50	000100	317.1				
	1,800.00	000100	0.1	Syrah *	450.00	000100	2.8
	2,200.00	013600	2.0		500.00	067605	239.8
Wtd. Avg. Base & Total Tons	618.85		319.2		850.00	000100	248.6
					1,000.00	000100	1.5
Montepulciano	2,200.00	000100	3.3		1,200.00	022800	3.4
Wtd. Avg. Base & Total Tons	2,200.00		3.3		1,250.00	017600	8.1
					1,300.00	024500	16.6
Mourvedre *	750.00	000100	0.3		1,500.00	013600	0.2
	1,250.00	017600	6.5		1,850.00	027600	2.3
	2,000.00	000100	0.1		1,900.00	000100	0.8
	2,000.00	013600	0.3		2,000.00	021000	0.8
	2,000.00	020800	3.3		2,200.00	000100	3.2
	2,200.00	000100	7.8		3,000.00	000100	13.5
Wtd. Avg. Base & Total Tons	1,798.36		18.3	Wtd. Avg. Base & Total Tons	784.66		541.6
Muscat Hamburg *	2,000.00	000100	0.1	Tannat	825.00	000100	45.4
Wtd. Avg. Base & Total Tons	2,000.00		0.1		1,500.00	000100	11.3
					1,500.00	060905	70.1
Nebbiolo	2,200.00	000100	1.5		1,500.12	000100	347.5
	2,200.00	013600	4.0		2,200.00	000100	1.0
Wtd. Avg. Base & Total Tons	2,200.00		5.5		2,200.00	024800	5.3
					2,800.00	000100	3.3
Negroamaro	1,200.00	020800	1.0	Wtd. Avg. Base & Total Tons	1,454.74		483.9
Wtd. Avg. Base & Total Tons	1,200.00		1.0				
				Tempranillo *	600.00	067605	212.3
Nero D'avola *	2,200.00	013600	2.0		828.80	000100	107.5
Wtd. Avg. Base & Total Tons	2,200.00		2.0		850.00	000100	23.4
					1,000.00	000100	1.2
Petit Verdot	18.00	000100	83.2		1,250.00	009300	4.1
	150.00	000100	4.1		1,250.00	017600	20.1
	542.00	067605	90.0		1,400.00	000100	6.0
	550.00	000100	0.6		1,500.00	013600	0.3
	650.00	067605	825.0		1,900.00	024800	2.0
	750.00	000100	0.5		2,000.00	000100	1.5
	800.00	000100	689.5		2,200.00	013600	2.0
	850.00	000100	301.8		2,800.00	000100	18.1
	856.00	064535	181.1	Wtd. Avg. Base & Total Tons	849.55		398.5
	1,250.00	017600	5.8				
	2,200.00	000100	1.5				
Wtd. Avg. Base & Total Tons	715.29		2,183.1				

**TABLE 8: BASE PRICE PAID TO GROWERS FOR GRAPES CRUSHED AND DELIVERED TO CALIFORNIA PROCESSORS  
FROM THE 2023 CROP WITH BRIX FACTORS AND PURCHASED TONNAGE, BY TYPE, VARIETY, REPORTING DISTRICT  
WHERE GROWN, AND WEIGHTED AVERAGE BASE PRICE**

District, Type, and Variety	Base Price	Brix	Tons	District, Type, and Variety	Base Price	Brix	Tons
	Per Ton	Factors			Per Ton	Factors	
	Dollars	Code <sup>1</sup>			Dollars	Code <sup>1</sup>	
<b>DISTRICT 9 (Cont'd)</b>							
Teroldego	150.00	000100	4.3		2,100.00	000100	5.4
	675.00	067605	720.0		2,100.00	013400	2.0
	750.00	000100	0.5		2,100.00	013600	2.7
	800.00	000100	481.4		2,500.00	000100	1.1
	874.46	000100	131.5	Wtd. Avg. Base & Total Tons	1,882.28		39.5
	874.47	000100	324.1				
	1,200.00	024400	0.6	Clairette Blanche <sup>2</sup>	1,500.00	014000	2.3
	1,650.00	000100	5.0		2,400.00	000100	0.4
Wtd. Avg. Base & Total Tons	767.37		1,667.4	Wtd. Avg. Base & Total Tons	1,633.33		2.7
Trousseau *	2,300.00	000100	3.5	Cortese	1,450.00	011400	1.0
Wtd. Avg. Base & Total Tons	2,300.00		3.5	Wtd. Avg. Base & Total Tons	1,450.00		1.0
Valdiguie *	2,300.00	000100	16.1	Falaghina Greco <sup>2</sup>	1,450.00	011400	1.0
Wtd. Avg. Base & Total Tons	2,300.00		16.1		1,500.00	013100	0.2
					1,900.00	013100	2.5
Zinfandel	1,500.00	000100	2.4		1,950.00	011400	1.0
	1,500.00	013600	0.7		1,950.00	013600	1.5
	1,600.00	000100	0.1		2,000.00	000100	1.9
	2,000.00	000100	10.3	Wtd. Avg. Base & Total Tons	1,873.46		8.1
	2,000.00	003650	0.8				
Wtd. Avg. Base & Total Tons	1,888.81		14.3	Fiano	1,200.00	000100	1.2
					1,500.00	013100	0.1
Other Red Wine <sup>4</sup>	2,200.00	013600	2.0		1,950.00	011400	1.3
	2,300.00	000100	8.1		1,950.00	021200	4.6
Wtd. Avg. Base & Total Tons	2,280.20		10.1		2,000.00	017000	3.4
					2,500.00	013400	3.0
				Wtd. Avg. Base & Total Tons	2,014.34		13.6
<b>DISTRICT 10</b>							
<b>Table Grapes</b>							
Other Table <sup>4</sup>	1,500.00	000100	0.8	Grenache Blanc *	1,600.00	020800	12.4
Wtd. Avg. Base & Total Tons	1,500.00		0.8		1,800.00	000100	2.6
					2,000.00	017000	0.6
<b>Wine Grapes (White)</b>							
Albarino *	1,600.00	017100	3.2		2,250.00	018000	7.3
	1,700.00	000100	3.9		2,300.00	009100	1.5
	1,800.00	000100	4.4		2,400.00	000100	3.1
	1,850.00	000100	1.9		2,464.38	000100	4.5
	1,900.00	000100	3.1		2,700.00	000100	8.0
	2,000.00	011400	1.2		3,200.00	000100	0.7
Wtd. Avg. Base & Total Tons	1,778.25		17.7	Wtd. Avg. Base & Total Tons	2,161.30		40.7
Chardonnay *	500.00	000100	1.0	Malvasia Bianca	1,200.00	000100	1.6
	1,167.00	000100	2.0	Wtd. Avg. Base & Total Tons	1,200.00		1.6
	1,300.00	000100	6.2				
	1,300.00	020800	3.0	Marsanne	1,800.00	000100	2.8
	1,400.00	000100	2.8		2,000.00	000100	7.5
	1,400.00	020800	8.1		2,200.00	000100	4.7
	1,400.00	021000	23.8		2,600.00	018000	3.2
	1,500.00	000100	139.2	Wtd. Avg. Base & Total Tons	2,126.37		18.2
	1,600.00	000100	12.0				
	1,600.00	013100	1.0	Moscato Gaillo *	2,000.00	000100	2.6
	1,750.00	000100	8.2	Wtd. Avg. Base & Total Tons	2,000.00		2.6
	1,800.00	000100	3.0				
	1,800.00	021200	0.7	Muscat Blanc *	1,200.00	000100	3.2
	1,822.00	000100	0.1		1,600.00	013400	0.5
	1,850.00	000100	4.0	Wtd. Avg. Base & Total Tons	1,254.05		3.7
	1,980.00	000100	1.5				
	1,980.00	017400	2.7	Muscat Of Alexandria	1,800.00	018000	3.4
	2,000.00	000100	1.6		2,000.00	000100	3.5
	2,054.00	000100	15.6		2,000.00	011400	0.2
	2,100.00	000100	5.5	Wtd. Avg. Base & Total Tons	1,904.23		7.1
	2,106.25	021000	3.7				
	2,300.00	000100	2.8	Picpoul Blanc	1,000.00	000100	1.1
	2,600.00	018000	62.1		1,600.00	000100	1.0
	3,300.00	000100	11.3		2,000.00	000100	4.8
	3,900.00	000100	4.8		2,000.00	010900	2.0
Wtd. Avg. Base & Total Tons	1,862.19		326.7		2,200.00	000100	6.4
					2,400.00	000100	2.6
					2,400.00	000100	2.4
Chenin Blanc	1,500.00	013100	1.3	Wtd. Avg. Base & Total Tons	2,149.08		21.8
	1,600.00	010700	8.9				
	1,800.00	000100	9.5	Pinot Gris *	500.00	000100	3.9
	1,800.00	009100	0.5		1,000.00	010700	16.0
	2,000.00	000100	7.5		1,200.00	000100	16.3
	2,000.00	009100	0.6		1,400.00	020800	7.0



**TABLE 8: BASE PRICE PAID TO GROWERS FOR GRAPES CRUSHED AND DELIVERED TO CALIFORNIA PROCESSORS  
FROM THE 2023 CROP WITH BRIX FACTORS AND PURCHASED TONNAGE, BY TYPE, VARIETY, REPORTING DISTRICT  
WHERE GROWN, AND WEIGHTED AVERAGE BASE PRICE**

District, Type, and Variety	Base Price	Brix	Tons	District, Type, and Variety	Base Price	Brix	Tons
	Per Ton	Factors			Per Ton	Factors	
	Dollars	Code <sup>1</sup>			Dollars	Code <sup>1</sup>	
<b>DISTRICT 10 (Cont'd)</b>							
Pinot Gris * (Cont'd)	1,500.00	000100	16.5		2,300.00	009100	1.5
	1,850.00	000100	6.9		2,300.00	014000	2.0
	3,900.00	000100	1.0		2,400.00	000100	4.0
Wtd. Avg. Base & Total Tons	1,312.50		67.6	Wtd. Avg. Base & Total Tons	1,775.43		106.2
Roussanne	1,750.00	000100	2.6	Viognier	1,000.00	011100	1.2
	1,750.00	017400	4.1		1,200.00	021000	4.1
	1,800.00	000100	6.4		1,500.00	000100	7.9
	2,000.00	000100	3.4		1,527.50	000100	2.0
	2,000.00	013100	2.0		1,600.00	000100	4.5
	2,000.00	017000	0.6		1,600.00	024500	1.0
	2,000.00	020800	3.4		1,650.00	000100	4.5
	2,200.00	000100	3.0		1,700.00	000100	4.6
	2,400.00	000100	5.2		1,700.00	017400	3.2
	3,200.00	000100	0.5		1,700.00	021200	0.8
Wtd. Avg. Base & Total Tons	2,010.42		31.2		1,750.00	024500	2.6
					1,766.67	018000	2.1
Sauvignon Blanc *	600.00	010700	264.3		1,800.00	000100	7.2
	1,100.00	000100	10.0		1,837.01	025100	2.9
	1,350.00	000100	1.5		1,850.00	000100	3.9
	1,350.00	017800	2.0		2,000.00	000100	6.9
	1,380.00	000100	33.5		2,000.00	017000	0.6
	1,400.00	021000	23.0		2,000.00	017300	11.0
	1,500.00	000100	113.4		2,000.00	021100	1.1
	1,525.00	000100	1.8		2,200.00	000100	3.0
	1,600.00	000100	4.5		2,200.00	011800	2.1
	1,600.00	017200	3.1		2,300.00	024500	4.9
	1,640.00	000100	2.0		2,400.00	024500	1.0
	1,650.00	000100	3.7		2,464.38	000100	1.5
	1,700.00	000100	13.6		2,500.00	000100	1.3
	1,750.00	000100	3.5		2,600.00	018000	5.3
	1,800.00	000100	10.9		3,600.00	000100	1.8
	1,800.00	017200	3.3		4,000.00	000100	0.7
	1,800.00	020800	9.9		4,000.00	020800	3.2
	1,800.00	021800	3.3		4,200.00	000100	2.3
	2,000.00	000100	15.4	Wtd. Avg. Base & Total Tons	2,038.19		99.2
	2,000.00	020800	8.1	White Riesling *	1,458.00	000100	3.5
	2,600.00	018000	13.9		1,600.00	000100	2.7
Wtd. Avg. Base & Total Tons	1,117.73		544.7	Wtd. Avg. Base & Total Tons	1,519.84		6.2
Semillon	1,500.00	000100	14.5	Other White Wine <sup>4</sup>	1,000.00	000100	2.6
	1,600.00	000100	12.2		1,300.00	000100	0.7
	1,650.00	011100	2.1		1,500.00	000100	5.9
	1,800.00	000100	2.0		1,900.00	000100	1.8
Wtd. Avg. Base & Total Tons	1,569.32		30.8		1,950.00	000100	3.7
					2,000.00	000100	5.1
Tocai Friulano	2,100.00	000100	2.9		2,200.00	000100	0.5
	2,200.00	000100	2.0		2,300.00	013100	0.8
	2,200.00	011100	1.9		2,400.00	000100	4.2
Wtd. Avg. Base & Total Tons	2,157.35		6.8		4,000.00	020800	2.0
				Wtd. Avg. Base & Total Tons	1,985.90		27.3
Verdejo	1,350.00	020800	4.1	<b>Wine Grapes (Red)</b>			
	1,800.00	000100	4.1	Aglianico	1,200.00	014100	1.5
Wtd. Avg. Base & Total Tons	1,575.00		8.2		1,700.00	000100	0.8
					1,800.00	000100	1.6
Verdelho	1,000.00	011400	1.0		1,950.00	011400	1.5
	1,200.00	000100	7.0		2,000.00	000100	1.4
	1,600.00	000100	2.9		2,200.00	018000	3.6
	2,000.00	000100	1.8		2,800.00	000100	0.9
Wtd. Avg. Base & Total Tons	1,388.98		12.7	Wtd. Avg. Base & Total Tons	1,965.04		11.3
				<b>Alicante Bouschet *</b>			
Vermentino *	1,000.00	013100	1.3		1,000.00	000100	1.9
	1,400.00	000100	1.0		1,200.00	000100	1.8
	1,500.00	000100	10.7		1,600.00	000100	3.3
	1,600.00	000100	44.1		1,600.00	029200	0.9
	1,700.00	000100	3.6		1,750.00	000100	2.7
	1,800.00	000100	2.0	Wtd. Avg. Base & Total Tons	1,462.74		10.6
	1,850.00	000100	4.6	Barbera	870.00	000100	5.8
	1,873.86	000100	7.8		1,000.00	000100	49.1
	1,900.00	013400	4.0		1,200.00	000100	4.3
	2,000.00	000100	3.6		1,450.00	025100	3.0
	2,000.00	017000	8.6		1,485.00	000100	4.7
	2,250.00	010900	5.5				
	2,300.00	000100	1.9				

**TABLE 8: BASE PRICE PAID TO GROWERS FOR GRAPES CRUSHED AND DELIVERED TO CALIFORNIA PROCESSORS FROM THE 2023 CROP WITH BRIX FACTORS AND PURCHASED TONNAGE, BY TYPE, VARIETY, REPORTING DISTRICT WHERE GROWN, AND WEIGHTED AVERAGE BASE PRICE**

District, Type, and Variety	Base Price	Brix	Tons	District, Type, and Variety	Base Price	Brix	Tons
	Per Ton	Factors			Per Ton	Factors	
	Dollars	Code <sup>1</sup>			Dollars	Code <sup>1</sup>	
<b>DISTRICT 10 (Cont'd)</b>							
Barbera (Cont'd)	1,500.00	000100	3.8		1,910.42	025100	1.4
	1,600.00	000100	15.8		2,000.00	000100	7.2
	1,600.00	021200	2.4		2,000.00	017000	0.8
	1,600.00	027600	3.0		2,009.00	025300	1.6
	1,700.00	000100	71.7		2,100.00	000100	3.5
	1,718.00	000100	5.8		2,300.00	000100	2.2
	1,740.00	000100	3.0		2,500.00	000100	10.2
	1,740.55	000100	9.3		2,500.00	017200	2.0
	1,750.00	000100	51.9		2,600.00	018000	11.3
	1,750.00	011400	1.0		2,800.00	000100	3.8
	1,750.00	021200	6.9	Wtd. Avg. Base & Total Tons	1,868.93		263.3
	1,750.00	022900	2.4				
	1,750.00	025300	3.2	Cabernet Sauvignon	625.00	000100	519.4
	1,750.77	025100	2.5		1,000.00	000100	3.4
	1,751.00	000100	25.2		1,000.00	013800	0.5
	1,777.90	025450	2.1		1,200.00	000100	3.3
	1,800.00	000100	73.7		1,200.00	014100	4.1
	1,800.00	003200	45.7		1,300.00	000100	138.4
	1,800.00	018000	9.0		1,400.00	000100	22.3
	1,800.00	020800	6.7		1,400.00	021200	4.8
	1,800.00	024500	3.6		1,450.00	000100	1.6
	1,800.00	027500	3.0		1,500.00	000100	2.5
	1,800.00	027600	28.4		1,500.00	018100	24.3
	1,800.00	029125	1.6		1,500.00	020800	2.7
	1,803.24	000100	70.1		1,600.00	000100	21.5
	1,850.00	000100	9.8		1,600.00	013800	1.0
	1,850.00	017400	2.0		1,600.00	021200	2.4
	1,850.00	018000	6.0		1,600.00	027600	10.7
	1,852.00	000100	22.7		1,700.00	000100	440.1
	1,900.00	000100	24.4		1,700.00	014000	2.0
	1,900.00	020800	4.3		1,700.00	024500	1.0
	1,900.00	025100	0.9		1,750.00	021200	1.9
	1,920.00	000100	17.2		1,800.00	000100	445.8
	1,950.00	000100	8.5		1,800.00	021200	6.5
	1,985.70	017200	3.3		1,800.00	024500	3.0
	1,986.00	000100	14.6		1,800.00	024800	95.8
	1,988.00	000100	14.0		1,850.00	000100	3.7
	1,997.00	003200	5.3		1,900.00	000100	45.4
	2,000.00	000100	32.9		1,900.00	018000	9.5
	2,000.00	017400	5.5		2,000.00	000100	73.3
	2,000.00	018000	4.5		2,000.00	027700	2.3
	2,000.00	021200	3.4		2,100.00	000100	3.6
	2,000.00	024500	7.9		2,100.00	021800	2.7
	2,000.00	029200	1.8		2,200.00	018000	10.6
	2,050.00	029125	5.1		2,200.00	021200	4.1
	2,150.00	000100	4.5		2,200.00	023500	2.0
	2,200.00	000100	5.8		2,200.00	024800	46.4
	2,200.00	020800	1.1		2,400.00	020800	1.8
	2,200.00	023500	5.1		2,400.00	027700	0.9
	2,200.00	029200	4.6		2,500.00	000100	8.1
	2,236.27	000100	11.0		2,500.00	013800	1.4
	2,400.00	027600	7.7		2,500.00	018000	17.9
	2,464.38	000100	12.2		2,500.00	021000	0.6
	2,500.00	021000	0.6		2,600.00	000100	40.9
	2,600.00	018000	16.4		2,600.00	018000	18.4
	2,800.00	011100	1.0		3,282.00	000100	13.1
	2,800.00	022100	6.3		3,900.00	000100	21.1
	3,200.00	000100	2.1	Wtd. Avg. Base & Total Tons	1,522.77		2,086.8
	3,200.00	021000	1.4				
	3,400.00	000100	4.4	Carignane	1,600.00	000100	2.4
Wtd. Avg. Base & Total Tons	1,823.06		797.0		1,750.00	000100	2.8
					1,850.00	000100	1.6
Cabernet Franc	600.00	010900	1.2		2,000.00	000100	1.9
	900.00	000100	1.0		2,300.00	014000	2.1
	1,400.00	000100	3.0		2,600.00	000100	3.0
	1,500.00	013800	1.5	Wtd. Avg. Base & Total Tons	2,038.41		13.8
	1,600.00	000100	6.9				
	1,600.00	021200	5.0	Charbono	1,400.00	000100	2.0
	1,600.00	027600	2.8		1,600.00	000100	0.5
	1,760.00	000100	27.1		1,750.00	000100	5.8
	1,800.00	000100	157.5		1,750.00	021000	2.2
	1,800.00	024500	3.9		1,800.00	000100	1.9
	1,850.00	000100	7.9		1,850.00	000100	1.6
	1,900.00	000100	1.5	Wtd. Avg. Base & Total Tons	2,000.00	000100	2.2
					1,751.85		16.2

**TABLE 8: BASE PRICE PAID TO GROWERS FOR GRAPES CRUSHED AND DELIVERED TO CALIFORNIA PROCESSORS  
FROM THE 2023 CROP WITH BRIX FACTORS AND PURCHASED TONNAGE, BY TYPE, VARIETY, REPORTING DISTRICT  
WHERE GROWN, AND WEIGHTED AVERAGE BASE PRICE**

District, Type, and Variety	Base Price	Brix	Tons	District, Type, and Variety	Base Price	Brix	Tons
	Per Ton	Factors			Per Ton	Factors	
	Dollars	Code <sup>1</sup>			Dollars	Code <sup>1</sup>	
<b>DISTRICT 10 (Cont'd)</b>							
Cinsaut *	1,600.00	027600	7.8		2,200.00	025300	3.1
	1,664.15	000100	2.7		2,200.00	027800	3.7
	1,800.00	000100	0.8		2,220.66	021200	3.2
	1,800.00	024600	4.4		2,300.00	000100	3.1
	1,900.00	014000	1.8		2,300.00	013600	1.7
	2,000.00	000100	4.4		2,300.00	017000	1.0
	2,100.00	000100	9.7		2,450.00	000100	1.4
	2,200.00	000100	15.1		2,464.38	000100	3.0
	2,800.00	000100	0.5		2,500.00	000100	3.5
	2,800.00	011650	1.0		2,500.00	011400	1.5
Wtd. Avg. Base & Total Tons	1,998.82		48.2		2,529.11	010900	3.2
					2,600.00	000100	8.3
Counoise	1,800.00	000100	0.5		2,600.00	018000	3.6
	2,000.00	000100	0.9		2,700.00	000100	9.7
	2,200.00	009400	0.5		2,800.00	000100	0.4
	2,300.00	014000	3.6		2,800.00	009100	3.7
	3,200.00	000100	0.2		2,800.00	011650	0.9
Wtd. Avg. Base & Total Tons	2,231.58		5.7		3,000.00	000100	4.7
					3,000.00	013400	2.3
Dolcetto	1,150.00	000100	8.9		3,200.00	000100	0.9
	1,200.00	020800	1.2		3,600.00	000100	2.7
	1,600.00	000100	5.1		3,800.00	000100	5.7
	1,800.00	000100	2.6		3,800.00	013600	4.0
	1,800.00	018000	5.1		3,900.00	017400	2.2
Wtd. Avg. Base & Total Tons	1,471.40		22.9		4,000.00	000100	2.9
					4,200.00	000100	2.6
Durif	2,000.00	020800	4.0	Wtd. Avg. Base & Total Tons	2,165.19		317.3
Wtd. Avg. Base & Total Tons	2,000.00		4.0	Lagrein	1,500.00	013100	0.1
Gamay Noir Au Jus Blanc	1,500.00	020800	4.7		1,700.00	000100	5.0
	2,800.00	000100	21.4		2,100.00	025300	2.5
	2,800.00	011100	15.7		2,500.00	000100	4.4
	2,900.00	011400	0.5		2,700.00	000100	5.1
Wtd. Avg. Base & Total Tons	2,656.74		42.3	Wtd. Avg. Base & Total Tons	2,261.40		17.1
				Malbec	570.00	067605	198.1
Graciano	1,500.00	020800	1.0		800.00	000100	0.5
	1,600.00	027600	2.7		1,000.00	000100	3.0
	3,300.00	000100	0.2		1,200.00	021200	4.3
	3,600.00	000100	0.1		1,400.00	000100	2.0
	3,800.00	013400	1.4		1,500.00	000100	1.1
Wtd. Avg. Base & Total Tons	2,251.85		5.4		1,500.00	018100	22.6
					1,600.00	000100	2.8
Grenache *	1,100.00	000100	2.2		1,600.00	027600	5.5
	1,250.00	013600	1.0		1,700.00	000100	73.0
	1,300.00	000100	2.1		1,750.00	021200	1.7
	1,400.00	000100	3.3		1,800.00	000100	20.9
	1,500.00	000100	1.7		1,850.00	000100	4.2
	1,500.00	024500	1.8		1,900.00	000100	2.0
	1,600.00	000100	1.1		1,950.00	000100	4.7
	1,600.00	027600	2.1		2,000.00	000100	43.1
	1,680.00	000100	11.8		2,000.00	025300	2.9
	1,700.00	000100	1.0		2,035.29	025450	1.7
	1,750.00	000100	1.9		2,200.00	024500	3.3
	1,750.00	013800	1.5		2,500.00	000100	3.9
	1,800.00	000100	43.4		3,600.00	000100	1.9
	1,800.00	018000	5.7		3,900.00	000100	2.2
	1,800.00	021800	2.1	Wtd. Avg. Base & Total Tons	1,199.87		405.4
	1,850.00	000100	4.4	Merlot	550.00	000100	1.7
	1,850.00	024500	1.9		600.00	000100	1.0
	1,875.00	000100	5.1		800.00	000100	4.8
	1,900.00	000100	5.9		1,000.00	000100	0.9
	1,900.00	008000	1.4		1,000.00	013800	0.5
	1,925.00	000100	2.0		1,300.00	000100	0.9
	1,951.71	000100	9.5		1,500.00	000100	1.8
	2,000.00	000100	70.5		1,500.00	013800	1.2
	2,000.00	011400	3.2		1,550.00	021200	6.3
	2,000.00	013100	2.6		1,600.00	000100	29.4
	2,000.00	017000	6.2		1,600.00	027600	3.9
	2,000.00	024500	2.4		1,700.00	000100	78.5
	2,100.00	021200	5.0		1,750.00	000100	0.9
	2,140.00	014000	10.0		1,800.00	000100	113.5
	2,200.00	000100	16.2		1,850.00	021200	1.7
	2,200.00	013400	1.4		2,000.00	000100	4.7
	2,200.00	023500	3.9				

**TABLE 8: BASE PRICE PAID TO GROWERS FOR GRAPES CRUSHED AND DELIVERED TO CALIFORNIA PROCESSORS  
FROM THE 2023 CROP WITH BRIX FACTORS AND PURCHASED TONNAGE, BY TYPE, VARIETY, REPORTING DISTRICT  
WHERE GROWN, AND WEIGHTED AVERAGE BASE PRICE**

District, Type, and Variety	Base Price	Brix	Tons	District, Type, and Variety	Base Price	Brix	Tons
	Per Ton	Factors			Per Ton	Factors	
	Dollars	Code <sup>1</sup>			Dollars	Code <sup>1</sup>	
<b>DISTRICT 10 (Cont'd)</b>					2,200.00	000100	8.1
Merlot (Cont'd)	2,100.00	020800	1.1		2,500.00	000100	1.6
	2,600.00	018000	18.1	Wtd. Avg. Base & Total Tons	1,995.31		21.3
	3,900.00	000100	6.3				
Wtd. Avg. Base & Total Tons	1,808.44		277.2	Negroamaro	1,800.00	000100	1.1
					2,450.00	000100	1.1
Mission *	2,200.00	000100	2.2	Wtd. Avg. Base & Total Tons	2,125.00		2.2
	2,800.00	000100	2.8				
Wtd. Avg. Base & Total Tons	2,536.00		5.0	Nero D'avola *	1,200.00	014100	4.0
					1,200.00	020800	1.3
Montepulciano	1,200.00	011400	0.3		1,400.00	000100	6.1
	1,200.00	014100	3.1		1,500.00	000100	1.9
	1,500.00	000100	2.2		1,800.00	021000	3.4
	1,500.00	017100	1.5		1,900.00	020800	1.8
	1,600.00	000100	2.7		1,950.00	011400	1.0
	1,650.00	011400	0.8		2,000.00	000100	3.1
	1,800.00	000100	2.0		2,000.00	014000	1.0
Wtd. Avg. Base & Total Tons	1,497.62		12.6		2,000.00	017000	0.8
					2,156.25	000100	1.2
Mourvedre *	500.00	000100	0.5		2,200.00	000100	0.5
	1,100.00	000100	5.0		2,370.00	000100	0.6
	1,100.00	014100	0.3		3,000.00	000100	0.8
	1,500.00	000100	0.2	Wtd. Avg. Base & Total Tons	1,692.71		27.5
	1,500.00	011100	0.5				
	1,650.00	000100	2.0	Petit Verdot	750.00	024500	4.4
	1,700.00	000100	0.5		900.00	000100	1.0
	1,700.00	013800	2.3		1,100.00	000100	6.3
	1,750.00	000100	3.5		1,400.00	000100	1.0
	1,750.00	059696	2.0		1,600.00	000100	0.5
	1,775.00	000100	5.8		1,621.00	000100	7.4
	1,800.00	000100	15.5		1,700.00	000100	112.8
	1,800.00	013400	1.2		1,800.00	000100	2.9
	1,800.00	020800	5.4		1,900.00	000100	1.7
	1,800.00	021800	1.1		1,900.00	018000	0.5
	1,900.00	000100	12.0		1,950.00	000100	0.8
	2,000.00	000100	24.7		2,000.00	000100	16.5
	2,000.00	017000	3.8		2,300.00	000100	3.1
	2,000.00	021000	1.0	Wtd. Avg. Base & Total Tons	1,687.70		158.9
	2,000.00	025300	3.4				
	2,049.73	021200	3.0	Petite Sirah	1,000.00	000100	6.1
	2,050.00	011100	2.1		1,300.00	000100	1.8
	2,050.00	021200	4.1		1,300.00	014000	5.2
	2,200.00	000100	3.2		1,350.00	000100	6.2
	2,200.00	011400	3.0		1,350.00	024800	4.8
	2,250.00	000100	0.5		1,400.00	000100	8.1
	2,255.00	014000	4.8		1,450.00	000100	4.5
	2,300.00	000100	2.8		1,450.00	021200	5.6
	2,300.00	011400	0.9		1,500.00	000100	6.3
	2,400.00	027600	2.9		1,600.00	000100	10.2
	2,464.38	000100	1.5		1,600.00	002600	14.9
	2,500.00	000100	2.1		1,600.00	024800	21.1
	2,600.00	000100	8.3		1,600.00	027600	11.3
	2,700.00	000100	6.1		1,600.00	029200	1.0
	2,800.00	000100	2.5		1,614.00	000100	2.1
	2,800.00	011650	1.4		1,650.00	000100	94.7
	3,200.00	000100	1.9		1,700.00	000100	5.4
	3,600.00	000100	3.5		1,725.00	000100	8.3
	3,800.00	000100	2.8		1,750.00	000100	5.1
	3,900.00	021000	1.8		1,775.00	021200	4.2
	4,000.00	000100	1.5		1,775.27	025100	4.8
	4,200.00	000100	1.9		1,800.00	000100	12.0
Wtd. Avg. Base & Total Tons	2,176.29		153.3		1,800.00	022900	3.2
					1,825.00	020800	2.3
Muscat Hamburg *	1,200.00	000100	9.6		1,850.00	000100	5.7
	1,500.00	000100	1.2		1,900.00	000100	8.9
Wtd. Avg. Base & Total Tons	1,233.33		10.8		1,911.88	025450	3.2
					1,950.00	000100	19.3
Nebbiolo	1,400.00	000100	1.0		1,950.00	003200	16.6
	1,800.00	000100	1.9		2,000.00	000100	14.9
	1,800.00	011300	1.0		2,000.00	018000	11.7
	1,800.00	021000	3.0		2,000.00	024800	3.1
	1,800.00	021200	3.7		2,000.00	025100	3.2
	2,000.00	000100	1.0		2,040.00	000100	5.2
					2,200.00	000100	10.1
					2,250.00	000100	2.4

**TABLE 8: BASE PRICE PAID TO GROWERS FOR GRAPES CRUSHED AND DELIVERED TO CALIFORNIA PROCESSORS FROM THE 2023 CROP WITH BRIX FACTORS AND PURCHASED TONNAGE, BY TYPE, VARIETY, REPORTING DISTRICT WHERE GROWN, AND WEIGHTED AVERAGE BASE PRICE**

District, Type, and Variety	Base Price	Brix	Tons	District, Type, and Variety	Base Price	Brix	Tons
	Per Ton	Factors			Per Ton	Factors	
	Dollars	Code <sup>1</sup>			Dollars	Code <sup>1</sup>	
<b>DISTRICT 10 (Cont'd)</b>							
Petite Sirah (Cont'd)	2,327.00	003200	6.1		1,800.00	028800	2.0
	2,600.00	000100	2.3		1,825.00	024500	9.4
	2,600.00	018000	1.6		1,850.00	000100	1.9
	2,657.00	003200	1.4		1,900.00	000100	3.6
	3,600.00	000100	0.9		1,900.00	021200	3.0
	3,900.00	000100	3.7		1,925.00	024500	10.5
	4,000.00	000100	5.6		2,000.00	000100	4.3
	4,200.00	000100	5.9		2,000.00	024500	3.2
Wtd. Avg. Base & Total Tons	1,835.16		381.0		2,050.00	000100	16.1
					2,200.00	000100	4.3
					2,200.00	013600	1.0
Pinot Noir *	1,500.00	024800	0.3		2,200.00	018000	10.6
	1,600.00	020800	8.3		2,500.00	000100	2.2
	1,700.00	000100	0.5		2,500.00	021500	3.0
	1,800.00	013800	1.2		3,900.00	000100	1.4
	1,800.00	027600	7.0	Wtd. Avg. Base & Total Tons	1,788.94		175.7
	1,822.00	000100	0.2				
	1,950.00	000100	1.7	Souzao	1,750.00	000100	3.1
	1,980.00	010700	2.8		1,800.00	020800	3.0
	2,000.00	000100	10.6		2,000.00	020800	0.9
	2,100.00	000100	2.1	Wtd. Avg. Base & Total Tons	1,803.57		7.0
	3,900.00	000100	6.3				
Wtd. Avg. Base & Total Tons	2,164.47		41.0	Syrah *	900.00	000100	3.0
					1,000.00	000100	1.6
Primitivo	327.00	000100	4.9		1,200.00	025100	0.7
	500.00	025100	0.9		1,300.00	025100	0.4
	1,000.00	011100	5.1		1,450.00	025100	2.0
	1,200.00	000100	15.5		1,500.00	000100	2.5
	1,400.00	000100	3.0		1,500.00	011100	1.2
	1,500.00	000100	19.0		1,550.00	013800	1.3
	1,600.00	000100	12.6		1,600.00	000100	85.5
	1,700.00	000100	13.9		1,600.00	021200	11.5
	1,730.00	000100	20.6		1,600.00	024500	5.7
	1,750.00	000100	3.2		1,650.00	021200	8.7
	1,800.00	000100	51.9		1,686.90	000100	10.9
	1,800.00	024500	4.2		1,700.00	000100	6.0
	1,825.00	000100	2.7		1,800.00	000100	105.0
	1,850.00	014100	10.1		1,800.00	013600	2.0
	1,900.00	000100	8.8		1,800.00	021800	1.0
	2,000.00	000100	2.0		1,850.00	000100	35.2
	2,000.00	024500	4.4		1,850.00	014100	5.5
	2,100.00	000100	10.9		1,900.00	000100	3.9
	2,600.00	018000	7.1		1,900.00	021200	2.7
	2,800.00	022100	4.6		1,900.00	024500	12.1
Wtd. Avg. Base & Total Tons	1,712.87		205.4		1,900.00	025100	0.3
					1,950.00	000100	6.0
Refosco *	1,800.00	020800	2.3		1,950.00	021200	2.9
	2,200.00	013600	2.1		1,950.00	024500	3.1
	2,300.00	011400	1.0		1,997.00	003200	3.0
Wtd. Avg. Base & Total Tons	2,048.15		5.4		2,000.00	000100	82.5
					2,000.00	021600	2.6
Sagrantino	2,500.00	000100	1.7		2,000.00	024500	20.8
	2,941.00	000100	1.5		2,016.54	024500	3.0
Wtd. Avg. Base & Total Tons	2,706.72		3.2		2,079.00	025450	4.0
					2,091.60	025450	2.5
Sangiovese *	500.00	025100	2.2		2,121.00	025450	1.0
	700.00	000100	1.0		2,150.00	000100	5.1
	1,000.00	000100	8.6		2,200.00	000100	14.0
	1,275.00	017800	2.0		2,200.00	011400	0.9
	1,300.00	000100	1.5		2,200.00	023500	46.5
	1,500.00	000100	5.5		2,200.00	025300	3.3
	1,550.00	000100	1.1		2,300.00	000100	14.2
	1,558.00	000100	10.3		2,300.00	011400	2.0
	1,560.00	018000	3.3		2,300.00	014000	2.5
	1,600.00	000100	7.8		2,300.00	024500	16.8
	1,600.00	024500	2.1		2,464.38	000100	9.3
	1,600.00	027600	5.3		2,600.00	000100	3.0
	1,725.00	000100	13.5		2,600.00	010700	3.4
	1,750.00	000100	4.7		2,600.00	018000	10.0
	1,750.00	013800	1.5		2,800.00	000100	0.9
	1,750.00	021200	4.4		3,000.00	020800	16.8
	1,750.11	021200	2.4		3,600.00	000100	0.5
	1,750.11	025100	3.2		3,900.00	000100	14.8
	1,800.00	000100	14.3		3,900.00	021000	2.0
	1,800.00	021200	4.5				

**TABLE 8: BASE PRICE PAID TO GROWERS FOR GRAPES CRUSHED AND DELIVERED TO CALIFORNIA PROCESSORS  
FROM THE 2023 CROP WITH BRIX FACTORS AND PURCHASED TONNAGE, BY TYPE, VARIETY, REPORTING DISTRICT  
WHERE GROWN, AND WEIGHTED AVERAGE BASE PRICE**

District, Type, and Variety	Base Price	Brix	Tons	District, Type, and Variety	Base Price	Brix	Tons
	Per Ton	Factors			Per Ton	Factors	
	Dollars	Code <sup>1</sup>			Dollars	Code <sup>1</sup>	
<b>DISTRICT 10 (Cont'd)</b>							
Syrah * (Cont'd)	4,000.00	000100	11.4		1,000.00	000100	3.0
	4,200.00	000100	2.6		1,000.00	013600	0.5
Wtd. Avg. Base & Total Tons	2,047.03		620.1		1,100.00	000100	5.1
Tannat	1,700.00	000100	0.6		1,200.00	000100	40.0
	1,750.00	021200	1.6		1,200.00	021200	5.4
	1,800.00	000100	0.7		1,300.00	000100	7.0
	1,950.00	011400	1.0		1,300.00	020800	8.3
	1,950.00	021200	5.2		1,300.00	024500	37.1
	2,050.00	021200	3.2		1,350.00	000100	17.1
	2,200.00	018000	2.3		1,400.00	000100	27.5
Wtd. Avg. Base & Total Tons	2,300.00	013100	1.9		1,475.00	000100	357.3
	2,009.70		16.5		1,475.00	017800	2.0
Tempranillo *	1,200.00	000100	2.0		1,500.00	000100	61.3
	1,400.00	000100	4.8		1,550.00	000100	53.8
	1,600.00	000100	3.5		1,600.00	000100	47.5
	1,600.00	027600	6.8		1,600.00	002600	23.9
	1,700.00	000100	3.4		1,600.00	021200	4.2
	1,800.00	000100	16.2		1,600.00	027600	22.6
	1,800.00	018000	2.1		1,632.00	000100	12.0
	1,900.00	000100	2.0		1,650.00	000100	109.4
	1,900.00	020800	6.4		1,650.00	011400	1.0
	1,950.00	025300	3.8		1,691.13	025100	2.1
	2,000.00	000100	9.3		1,700.00	000100	57.9
	2,000.00	027600	3.2		1,750.00	000100	69.8
	2,100.00	000100	2.0		1,750.00	013800	2.0
	2,100.00	018000	6.8		1,800.00	000100	74.7
	2,113.88	000100	2.1		1,800.00	002600	107.7
	2,200.00	021200	5.3		1,800.00	018000	4.4
	2,250.00	000100	10.2		1,800.00	020800	1.6
	2,315.00	000100	13.0		1,800.00	021200	3.7
	3,200.00	000100	4.9		1,800.00	024800	33.7
	3,300.00	000100	6.7		1,825.00	002600	71.3
	3,600.00	000100	1.4		1,825.00	024500	1.6
	3,600.00	025400	7.4		1,850.00	000100	83.2
Wtd. Avg. Base & Total Tons	3,900.00	000100	2.6		1,850.00	018000	8.6
	2,223.38		125.9		1,853.24	000100	88.6
Teroldego	1,200.00	020800	2.1		1,875.00	020800	2.1
	2,000.00	024500	2.7		1,895.00	000100	57.9
Wtd. Avg. Base & Total Tons	1,650.00		4.8		1,900.00	000100	10.5
Tinta Cao	1,650.00	000100	4.1		1,900.00	002600	42.6
	1,750.00	021200	0.7		1,925.00	029800	47.2
	1,800.00	020800	1.8		1,950.00	000100	1.3
Wtd. Avg. Base & Total Tons	1,701.52		6.6		1,997.00	003200	6.7
Touriga Nacional *	1,400.00	000100	3.5		2,000.00	000100	223.4
	1,400.00	009100	3.7		2,000.00	002600	44.8
	2,000.00	020800	1.0		2,000.00	020800	4.5
	2,000.00	024500	1.5		2,000.00	024500	27.6
	2,200.00	011400	0.9		2,025.00	002600	60.6
	3,900.00	000100	2.4		2,025.00	030000	70.9
Wtd. Avg. Base & Total Tons	2,032.31		13.0		2,050.00	029800	20.0
Trousseau *	1,100.00	000100	7.8		2,100.00	000100	3.0
Wtd. Avg. Base & Total Tons	1,100.00		7.8		2,107.00	003200	9.2
Valdiguie *	1,500.00	000100	1.0		2,180.00	000100	7.3
	2,100.00	009100	1.4		2,180.00	021800	1.5
	2,100.00	010700	5.7		2,184.30	017200	3.7
	2,300.00	013100	2.0		2,200.00	000100	26.2
	2,500.00	009100	2.0		2,200.00	002600	22.3
	2,800.00	000100	5.6		2,200.00	021800	3.0
	2,800.00	010900	1.9		2,200.00	023500	4.3
	2,800.00	011650	0.3		2,200.00	024500	5.7
	2,800.00	013600	1.8		2,240.00	000100	11.4
Wtd. Avg. Base & Total Tons	2,437.33		21.7		2,250.00	000100	12.6
Zinfandel	500.00	000100	25.4		2,300.00	000100	4.5
	600.00	000100	0.5		2,300.00	024500	5.7
	900.00	000100	4.5		2,400.00	000100	19.2
	917.00	069478	176.5		2,500.00	000100	18.1
					2,600.00	000100	2.0
					2,600.00	018000	21.8
					2,650.00	000100	10.8
					2,800.00	000100	7.5
					2,800.00	022100	4.0
					2,800.00	024500	6.0
					3,000.00	000100	2.7

**TABLE 8: BASE PRICE PAID TO GROWERS FOR GRAPES CRUSHED AND DELIVERED TO CALIFORNIA PROCESSORS  
FROM THE 2023 CROP WITH BRIX FACTORS AND PURCHASED TONNAGE, BY TYPE, VARIETY, REPORTING DISTRICT  
WHERE GROWN, AND WEIGHTED AVERAGE BASE PRICE**

District, Type, and Variety	Base Price	Brix	Tons	District, Type, and Variety	Base Price	Brix	Tons
	Per Ton	Factors			Per Ton	Factors	
	Dollars	Code <sup>1</sup>			Dollars	Code <sup>1</sup>	
<b>DISTRICT 10 (Cont'd)</b>							
Zinfandel (Cont'd)	3,000.00	024500	2.7		500.00	013800	77.0
	3,350.00	030000	27.1		515.00	059595	368.2
	3,900.00	000100	7.9		515.00	059825	540.4
Wtd. Avg. Base & Total Tons	1,738.29		2,544.8		515.00	063800	606.1
					525.00	000100	348.4
Other Red Wine <sup>4</sup>	1,500.00	000100	4.0		525.00	012610	609.6
	2,200.00	011400	0.3		525.00	013400	1,228.4
	2,500.00	000100	3.0		525.00	013600	992.3
Wtd. Avg. Base & Total Tons	1,939.73		7.3		525.00	013800	133.7
					525.00	059595	184.8
<b>DISTRICT 11</b>							
<b>Wine Grapes (White)</b>							
Albarino *	250.00	000100	30.1		540.00	059595	3,058.4
	450.00	000100	30.7		540.00	062525	102.2
	500.00	013400	1.0		542.00	059595	1,145.1
	600.00	000100	359.1		550.00	000100	2,723.7
	640.00	039815	180.0		550.00	002000	739.7
	640.00	039820	160.3		550.00	013400	128.8
	642.00	039815	360.0		550.00	013600	341.6
	650.00	039785	195.7		550.00	015900	184.6
	650.00	039820	376.4		550.00	059590	997.7
	665.00	039820	1,290.2		550.00	059825	578.4
	710.92	000100	111.8		565.00	059590	476.4
	750.00	010700	28.7		565.00	059595	2,018.9
	775.00	000100	49.3		565.00	059825	2,081.0
	875.00	000100	5.9		567.00	059595	5,762.8
	900.00	000100	98.9		567.00	059825	1,379.3
	1,000.00	000100	31.6		575.00	000100	2,213.4
	1,060.00	000100	19.2		590.00	059825	148.6
	1,065.70	000100	4.1		600.00	000100	31,616.7
	1,250.00	000100	4.0		600.00	013800	252.5
	1,250.00	017000	3.5		600.00	017200	1,658.5
	1,500.00	000100	26.5		600.00	019000	2.8
	1,550.00	000100	17.9		600.00	045460	182.2
	1,600.00	013100	2.1		600.00	059590	161.5
	1,650.00	000100	6.3		614.68	000100	1,552.3
	1,750.00	009300	2.9		615.00	000100	1,518.6
	1,800.00	000100	3.2		615.00	054496	198.6
	1,850.00	000100	3.5		615.00	059590	963.6
	1,850.00	013100	2.0		615.00	059825	264.0
	2,000.00	000100	1.0		615.61	000100	2,494.2
Wtd. Avg. Base & Total Tons	681.00		3,405.9		615.61	017000	3,965.2
					615.61	048600	1,392.4
Arneis	1,000.00	000100	1.5		617.00	058790	201.3
Wtd. Avg. Base & Total Tons	1,000.00		1.5		617.00	059595	2,356.6
					617.00	059825	714.0
Burger *	372.46	000100	259.6		620.00	000100	768.8
	372.46	004900	1,832.2		625.00	000100	9,709.0
Wtd. Avg. Base & Total Tons	372.46		2,091.8		625.00	045460	2,374.6
					625.00	045600	478.9
Chardonnay *	50.00	000100	44.7		626.83	000100	2,166.4
	100.00	013800	27.2		640.00	000100	195.1
	100.00	025100	270.6		642.00	059590	312.0
	125.00	013800	63.3		642.00	059595	4,146.0
	150.00	013800	180.3		650.00	000100	1,028.6
	200.00	000100	116.5		650.00	045460	1,239.0
	225.00	000100	1,841.6		650.00	058790	160.7
	225.00	011100	902.7		650.00	059595	2,257.1
	225.00	011300	260.8		650.00	059825	250.0
	225.00	011400	95.1		651.83	000100	787.3
	250.00	000100	192.5		658.17	000100	115.2
	300.00	000100	347.4		658.23	000100	750.5
	300.00	002000	51.6		665.00	059595	1,105.9
	300.00	013800	92.6		665.00	059825	1,043.6
	300.00	020600	221.2		667.00	059595	153.0
	300.00	045460	835.1		667.00	059825	57.5
	350.00	000100	2,309.8		670.00	059595	477.9
	355.00	000100	86.9		671.83	000100	425.9
	425.00	018100	49.3		675.00	000100	377.7
	450.00	000100	619.9		676.83	000100	234.6
	475.00	013800	65.7		685.00	000100	92.0
	480.00	000100	304.9		700.00	000100	1,824.7
	500.00	000100	2,110.1		700.00	007600	146.3
	500.00	002000	5,280.8		700.00	013400	1.5
					700.00	013800	115.4
					700.00	019000	192.6
					700.00	045460	744.7

**TABLE 8: BASE PRICE PAID TO GROWERS FOR GRAPES CRUSHED AND DELIVERED TO CALIFORNIA PROCESSORS FROM THE 2023 CROP WITH BRIX FACTORS AND PURCHASED TONNAGE, BY TYPE, VARIETY, REPORTING DISTRICT WHERE GROWN, AND WEIGHTED AVERAGE BASE PRICE**

District, Type, and Variety	Base Price	Brix	Tons	District, Type, and Variety	Base Price	Brix	Tons
	Per Ton	Factors			Per Ton	Factors	
	Dollars	Code <sup>1</sup>			Dollars	Code <sup>1</sup>	
<b>DISTRICT 11 (Cont'd)</b>							
Chardonnay * (Cont'd)	725.00	000100	300.4	Gruner Veltliner	775.00	000100	18.7
	740.00	000100	405.3		850.00	000100	13.5
	750.00	000100	375.8		1,200.00	000100	1.0
	750.00	002200	1.0		1,350.00	017200	2.6
	770.06	000100	362.0	Wtd. Avg. Base & Total Tons	856.91		35.8
	775.00	000100	10.7	Malvasia Bianca	250.00	000100	88.0
	800.00	000100	720.0		400.00	000800	59.2
	800.00	007900	50.0		415.00	038203	720.0
	825.00	000100	7.7	Wtd. Avg. Base & Total Tons	397.23		867.2
	850.00	000100	69.6	Marsanne	650.00	000100	25.6
	875.00	000100	171.1	Wtd. Avg. Base & Total Tons	650.00		25.6
	875.00	017200	23.2	Muscat Blanc *	200.00	000100	19.3
	875.00	019100	72.4		390.00	038213	200.0
	900.00	000100	48.1		465.00	037435	494.9
	922.00	018100	506.9		500.00	000100	21.8
	950.00	000100	346.9		500.00	017200	1,743.4
	966.00	000100	345.8		550.00	000100	44.2
	1,000.00	000100	35.2		625.00	000100	157.2
	1,050.00	000100	207.1		700.00	000100	34.2
	1,060.00	000100	9.1		1,250.00	000100	4.4
	1,100.00	000100	384.6	Wtd. Avg. Base & Total Tons	495.18		2,719.4
	1,200.00	000100	251.1	Muscat Orange	200.00	000100	27.2
	1,250.00	017000	4.2		450.00	000100	183.7
	1,350.00	007900	2.5		450.00	037435	130.0
	1,375.00	000100	7.3		500.00	000100	191.7
	1,650.00	000100	8.5		550.00	000100	43.4
Wtd. Avg. Base & Total Tons	1,650.00	010900	15.3		900.00	000100	1.0
	586.62		133,509.4		1,100.00	017000	4.0
Chenin Blanc	225.00	000100	192.4		1,400.00	000100	0.9
	250.00	000100	7.1		1,500.00	000100	1.6
	300.00	000100	6.4		1,600.00	011100	1.7
	415.00	037780	1,040.0		1,700.00	000100	3.5
	450.00	000100	932.1	Wtd. Avg. Base & Total Tons	482.34		588.7
	500.00	000100	892.8	Picpoul Blanc	700.00	000100	9.2
	1,200.00	000100	3.3		1,000.00	000100	4.3
	1,250.00	000100	15.6		1,200.00	000100	2.1
	1,500.00	009100	3.4		1,525.00	000100	8.8
	1,550.00	000100	7.0		1,650.00	010900	7.7
Wtd. Avg. Base & Total Tons	446.39		3,100.1		1,850.00	000100	0.5
Falaghina Greco <sup>2</sup>	1,450.00	000100	10.4	Wtd. Avg. Base & Total Tons	1,236.50		32.6
Wtd. Avg. Base & Total Tons	1,450.00		10.4	Pinot Blanc	500.00	000100	0.7
Fiano	1,060.00	000100	10.0	Wtd. Avg. Base & Total Tons	500.00		0.7
	1,700.00	000100	1.8	Pinot Gris *	300.00	000100	0.6
Wtd. Avg. Base & Total Tons	1,157.63		11.8		350.00	000100	207.8
French Colombard	150.00	000100	15.9		417.00	038213	25.4
	325.00	001300	840.0		475.00	000100	404.6
	350.00	040490	1,124.9		500.00	000100	284.9
	372.46	007600	531.7		517.00	038170	74.8
	600.00	000100	2.7		517.00	038213	2,388.2
Wtd. Avg. Base & Total Tons	345.40		2,515.2		525.00	000100	3,904.9
Gewurztraminer	250.00	000100	149.4		525.00	013400	4,180.8
	450.00	000100	102.2		539.35	009300	421.6
	500.00	000100	24.0		550.00	000100	39.7
	615.00	039820	600.0		551.84	009400	135.9
	950.00	000100	8.0		556.90	009300	114.7
	1,000.00	000100	2.7		575.00	000100	3,810.7
Wtd. Avg. Base & Total Tons	535.53		886.3		575.00	041700	20.5
Grenache Blanc *	500.00	000100	43.5		584.71	009300	261.2
	700.00	000100	23.7		600.00	000100	17,009.0
	900.00	000100	0.6		600.00	009000	15,681.7
	1,200.00	000100	61.7		600.00	009300	1,231.5
	1,500.00	000100	11.9		600.00	009400	252.3
	1,800.00	000100	5.0		600.00	010110	163.0
	1,850.00	000100	3.3		600.00	013100	2.1
	1,850.00	013100	1.3		605.00	000100	73.5
	2,000.00	013400	2.5		605.18	000100	2,060.1
Wtd. Avg. Base & Total Tons	998.57		153.5		605.18	017000	801.4
					613.20	040795	1,177.3



**TABLE 8: BASE PRICE PAID TO GROWERS FOR GRAPES CRUSHED AND DELIVERED TO CALIFORNIA PROCESSORS FROM THE 2023 CROP WITH BRIX FACTORS AND PURCHASED TONNAGE, BY TYPE, VARIETY, REPORTING DISTRICT WHERE GROWN, AND WEIGHTED AVERAGE BASE PRICE**

District, Type, and Variety	Base Price	Brix	Tons	District, Type, and Variety	Base Price	Brix	Tons
	Per Ton	Factors			Per Ton	Factors	
	Dollars	Code <sup>1</sup>			Dollars	Code <sup>1</sup>	
<b>DISTRICT 11 (Cont'd)</b>							
Pinot Gris * (Cont'd)	615.00	038213	1,418.4		600.00	011100	347.6
	615.00	039715	1,581.4		600.00	013400	3.3
	615.00	039720	1,440.5		600.00	018100	177.8
	620.00	038213	1,145.4		600.00	037655	336.9
	622.25	000100	1,580.7		603.16	000100	278.6
	625.00	000100	1,126.0		615.00	039815	260.0
	640.00	000100	76.5		617.00	037655	720.0
	642.25	000100	126.6		625.00	000100	556.3
	650.00	000100	1,252.4		642.00	038170	320.0
	650.00	038213	379.9		644.00	000100	225.5
	650.00	039720	105.8		650.00	000100	1,415.3
	650.00	040350	6,109.4		689.16	000100	510.4
	670.00	038213	210.2		700.00	000100	688.5
	750.00	007600	120.6		700.00	010900	3.3
	800.00	000100	8.1		700.00	017000	73.1
	800.00	011600	13.4		715.00	000100	28.2
	867.00	050200	510.2		725.00	000100	56.7
	867.00	059590	405.3		750.00	000100	132.1
	1,200.00	000100	16.3		775.00	000100	13.3
	1,250.00	000100	15.7		792.19	017200	367.1
	1,300.00	000100	2.1		800.00	000100	319.6
	1,325.00	017800	2.0		800.00	018100	21.2
	1,350.00	007900	3.2		850.00	000100	10.0
	1,350.00	017400	3.4		850.00	017000	126.5
Wtd. Avg. Base & Total Tons	597.35		72,381.7		850.00	018100	98.0
					868.00	018100	162.0
Ribolla Gialla *	1,850.00	000100	2.9		900.00	000100	17.2
	2,200.00	013100	0.9		900.00	009100	3.0
Wtd. Avg. Base & Total Tons	1,932.89		3.8		900.00	011600	15.9
					940.00	018100	127.8
Roussanne	875.00	000100	6.8		950.00	000100	297.6
	900.00	000100	1.6		1,000.00	000100	96.9
	900.00	018100	30.8		1,000.00	017000	205.4
	1,000.00	000100	4.1		1,100.00	000100	7.1
	1,800.00	000100	1.0		1,100.00	013200	5.0
Wtd. Avg. Base & Total Tons	925.73		44.3		1,500.00	000100	2.0
					1,550.00	000100	9.4
Sauvignon Blanc *	25.00	007800	50.5	Wtd. Avg. Base & Total Tons	569.85		36,195.6
	175.00	017400	107.7	Semillon	465.00	000100	607.0
	200.00	000100	11.0		575.00	000100	332.7
	200.00	017400	301.6		940.00	018100	23.4
	250.00	000100	186.3	Wtd. Avg. Base & Total Tons	514.54		963.1
	300.00	000100	26.0	Symphony	425.00	000100	374.3
	400.00	000100	242.3		450.00	000100	3.6
	425.00	000100	71.3		475.00	000100	508.2
	425.00	018100	43.9		940.00	018100	55.7
	450.00	000100	250.2	Wtd. Avg. Base & Total Tons	482.53		941.8
	487.31	014500	1.3	Torrontes	1,500.00	000100	20.7
	500.00	000100	6,619.5		1,505.56	014500	2.7
	500.00	017200	2,689.8		1,750.00	000100	1.1
	525.00	000100	670.3		1,800.00	000100	23.2
	540.00	037655	224.0	Wtd. Avg. Base & Total Tons	1,651.99		47.7
	540.00	038203	324.0	Verdejo	400.00	038213	45.5
	540.00	039708	2,104.0	Wtd. Avg. Base & Total Tons	400.00		45.5
	545.00	039708	240.0	Verdelho	450.00	000100	68.0
	550.00	000100	2,430.5		575.00	000100	715.1
	550.00	011100	395.1		600.00	000100	1,041.2
	550.00	016800	745.5		600.00	016800	16.3
	550.00	041500	559.9		625.00	000100	66.8
	565.00	000600	369.6		1,200.00	007900	13.4
	565.00	038213	180.0		1,250.00	000100	10.4
	567.00	037435	123.9		1,481.25	014000	1.6
	567.00	037437	615.7		1,500.00	000100	14.9
	567.00	038213	350.0		1,600.00	000100	1.0
	567.00	039708	430.0		1,800.00	000100	4.3
	569.58	011100	32.7	Wtd. Avg. Base & Total Tons	604.80		1,953.0
	575.00	000100	2,337.1	Vermentino *	300.00	000100	9.6
	575.00	040295	324.6		575.00	000100	761.7
	575.00	041700	46.0		600.00	000100	465.7
	578.72	000100	622.8				
	586.18	000100	1,181.4				
	596.59	011100	246.9				
	600.00	000100	2,659.4				
	600.00	010700	342.2				

**TABLE 8: BASE PRICE PAID TO GROWERS FOR GRAPES CRUSHED AND DELIVERED TO CALIFORNIA PROCESSORS FROM THE 2023 CROP WITH BRIX FACTORS AND PURCHASED TONNAGE, BY TYPE, VARIETY, REPORTING DISTRICT WHERE GROWN, AND WEIGHTED AVERAGE BASE PRICE**

District, Type, and Variety	Base Price	Brix	Tons	District, Type, and Variety	Base Price	Brix	Tons
	Per Ton	Factors			Per Ton	Factors	
	Dollars	Code <sup>1</sup>			Dollars	Code <sup>1</sup>	
<b>DISTRICT 11 (Cont'd)</b>							
Vermentino * (Cont'd)	1,000.00	000100	12.1	Barbera	300.00	000100	2.9
	1,250.00	000100	97.4		400.00	000100	143.8
	1,400.00	000100	1.9		600.00	000100	492.9
	1,500.00	000100	30.3		650.00	024500	3.8
	1,500.00	007900	3.7		740.53	000100	11.2
	1,600.00	000100	1.1		775.00	000100	400.3
Wtd. Avg. Base & Total Tons	657.43		1,383.5		900.00	014100	7.7
					925.00	000100	11.3
Viognier	250.00	000100	36.9		950.00	000100	7.3
	325.00	000100	19.1		1,000.00	000100	11.0
	350.00	000100	47.0		1,050.00	000100	13.5
	450.00	000100	298.1		1,060.00	000100	39.1
	450.00	017200	1,056.2		1,200.00	000100	23.7
	500.00	000100	137.4		1,200.00	010700	3.1
	500.00	070435	699.0		1,250.00	000100	15.8
	500.00	070436	145.2	Wtd. Avg. Base & Total Tons	1,500.00	000100	10.9
	517.00	069478	715.4		696.26		1,198.3
	540.00	069478	171.0	Blaufraenkisch *	1,000.00	000100	1.4
	565.00	069478	425.1		1,000.00	011300	1.5
	565.00	069483	164.1	Wtd. Avg. Base & Total Tons	1,000.00		2.9
	567.00	067893	633.6				
	575.00	000100	434.6	Cabernet Franc	250.00	025100	78.0
	592.00	070467	508.6		550.00	000100	278.7
	600.00	000100	1,369.9		625.00	025100	76.5
	615.21	000100	541.5		750.00	000100	105.9
	650.00	000100	192.5		750.00	024500	2.0
	650.00	017200	168.8		769.51	000100	101.4
	650.00	069478	192.1		775.00	025100	174.9
	665.00	070454	152.2		850.00	000100	3.9
	700.00	000100	46.7		1,050.00	000100	73.0
	700.00	017200	313.0		1,060.00	000100	11.7
	750.00	000100	7.6		1,100.00	024800	3.4
	900.00	000100	0.6		1,154.00	018100	47.0
	940.00	018100	31.2		1,200.00	014100	0.2
	1,000.00	000100	5.0		1,293.40	018100	112.4
	1,000.00	017000	2.3		1,381.45	018100	157.3
Wtd. Avg. Base & Total Tons	557.64		8,514.7		1,638.00	000100	25.0
					2,300.00	017200	4.6
White Riesling *	225.00	000100	156.6	Wtd. Avg. Base & Total Tons	859.86		1,255.9
	450.00	000100	489.2				
	525.00	000100	322.5	Cabernet Sauvignon	110.00	000100	12.8
	550.00	000100	56.9		197.69	021500	181.8
	600.00	000100	111.2		200.00	000100	195.0
	615.00	038213	716.8		200.00	021500	235.4
	650.00	000100	15.1		200.00	023400	536.4
	1,000.00	000100	2.0		210.00	025100	153.6
	1,000.00	009300	2.9		225.00	025100	177.2
	1,100.00	017000	2.1		250.00	000100	882.0
Wtd. Avg. Base & Total Tons	522.88		1,875.3		275.00	000100	841.0
					300.00	000100	292.9
Other White Wine <sup>4</sup>	400.00	000100	978.8		325.00	000100	140.0
	500.00	000100	524.1		350.00	000100	37.9
	1,000.00	000100	4.5		375.00	000100	230.9
	1,400.00	000100	3.0		375.00	017400	201.7
	1,700.00	000100	1.9		400.00	021500	204.2
	2,000.00	000100	2.8		400.00	023000	644.4
Wtd. Avg. Base & Total Tons	442.94		1,515.1		400.00	023400	244.3
					450.00	000100	5.3
<b>Wine Grapes (Red)</b>					487.15	023100	188.4
Aglianico	750.00	000100	51.6		490.00	000100	69.3
	1,000.00	000100	0.8		499.13	000100	286.9
Wtd. Avg. Base & Total Tons	753.82		52.4		499.70	000100	396.0
					500.00	000100	636.7
Alicante Bouschet *	225.00	000100	136.5		500.00	021200	287.7
	400.00	060408	44.0		500.00	021500	424.6
	425.00	060408	267.3		500.00	024800	829.3
	465.00	059521	131.6		500.00	067605	821.2
	467.00	060408	22.7		500.00	067890	3,115.2
	650.00	013400	170.5		515.00	067605	1,173.4
	725.00	000100	32.9		515.00	067607	1,492.9
	850.00	000100	2.0		525.00	067605	366.3
	1,000.00	000100	2.1		540.00	067605	115.7
	1,150.00	000100	2.0		545.58	000100	789.4
Wtd. Avg. Base & Total Tons	461.42		811.6		550.00	000100	3,228.3

**TABLE 8: BASE PRICE PAID TO GROWERS FOR GRAPES CRUSHED AND DELIVERED TO CALIFORNIA PROCESSORS FROM THE 2023 CROP WITH BRIX FACTORS AND PURCHASED TONNAGE, BY TYPE, VARIETY, REPORTING DISTRICT WHERE GROWN, AND WEIGHTED AVERAGE BASE PRICE**

District, Type, and Variety	Base Price	Brix	Tons	District, Type, and Variety	Base Price	Brix	Tons
	Per Ton	Factors			Per Ton	Factors	
	Dollars	Code <sup>1</sup>			Dollars	Code <sup>1</sup>	
<b>DISTRICT 11 (Cont'd)</b>							
Cabernet Sauvignon (Cont'd)	550.00	024500	9.2		800.00	021000	36.9
	550.00	067603	80.1		800.00	064800	47.7
	550.00	067605	933.2		815.00	000100	192.4
	550.00	067607	288.3		825.00	000100	99.2
	565.00	067605	6,117.2		850.00	000100	577.4
	567.00	067605	3,939.5		850.00	018100	265.8
	567.00	067607	545.4		863.25	018100	302.7
	575.00	000100	401.5		875.00	000100	386.7
	575.00	067605	154.7		875.00	017200	78.1
	575.00	067607	814.4		900.00	000100	3,433.1
	600.00	000100	8,496.3		900.00	014100	9.0
	600.00	017200	11,380.3		900.00	020800	1.0
	600.00	023400	217.6		940.00	018100	153.9
	600.00	024500	2.3		950.00	000100	499.6
	600.00	067605	1,141.8		950.00	024800	72.5
	615.00	067605	2,174.8		963.80	018100	87.6
	617.00	067606	1,277.1		1,000.00	000100	131.1
	620.00	067605	225.8		1,000.00	025100	258.8
	625.00	022900	246.2		1,000.00	027100	153.2
	640.00	067605	1,494.5		1,025.00	002600	798.6
	642.00	067605	492.8		1,025.70	018100	259.6
	650.00	000100	17,682.5		1,050.00	000100	944.9
	650.00	021500	1,041.7		1,060.00	000100	38.3
	650.00	023100	1,139.3		1,100.00	000100	730.8
	650.00	023400	864.0		1,100.00	025100	699.6
	650.00	024800	497.3		1,136.25	000100	93.9
	650.00	061300	223.4		1,150.00	025100	625.0
	650.00	064535	883.5		1,200.00	000100	357.2
	650.00	064800	79.9		1,200.00	024800	3.9
	650.00	067605	4,969.7		1,213.90	018100	50.4
	650.00	067606	595.9		1,250.00	024800	3.5
	650.00	067607	1,933.2		1,300.00	000100	223.2
	650.00	067893	204.0		1,300.00	025100	1,553.2
	650.00	068300	75.0		1,500.00	000100	960.1
	650.00	069690	366.7		1,600.00	024500	1.0
	650.00	069800	756.4		1,650.00	000100	6.9
	665.00	067605	1,508.1		1,750.00	021000	13.7
	665.00	067606	285.5		1,775.00	013800	2.0
	667.00	067605	1,854.7		1,800.00	000100	6.9
	675.00	000100	916.6		1,940.72	021000	3.8
	675.00	023000	547.6		2,000.00	000100	3.6
	675.30	000100	4,418.1	Wtd. Avg. Base & Total Tons	2,800.00	000100	303.4
	680.05	000100	1,084.9		673.90		160,211.8
	683.67	000100	403.6	Carignane	675.00	000100	11.5
	685.00	017400	239.7		700.00	023000	136.0
	689.08	000100	6,093.2		753.83	000100	326.5
	689.08	020800	1,607.3		875.00	000100	7.9
	690.00	000100	2,102.1		900.00	018100	20.5
	692.00	067605	388.0		1,000.00	000100	4.7
	694.59	000100	389.2		1,200.00	000100	6.4
	694.59	017200	354.8		1,300.00	000100	1.0
	694.59	020800	421.0		1,300.00	017800	11.2
	694.89	000100	756.8		1,400.00	000100	21.8
	700.00	000100	10,797.9		1,400.00	011100	1.6
	700.00	023000	1,325.4		1,500.00	000100	30.3
	719.89	000100	375.7		1,600.00	000100	12.5
	724.89	000100	144.9		1,750.00	000100	2.0
	725.00	025100	60.3		1,750.00	021000	6.0
	729.63	000100	115.6		1,750.00	022600	4.7
	730.00	000100	425.1	Wtd. Avg. Base & Total Tons	865.24		604.6
	730.89	000100	522.4	Carmenere	940.00	018100	14.1
	739.89	000100	201.3		1,050.00	000100	2.0
	744.89	000100	340.1	Wtd. Avg. Base & Total Tons	953.66		16.1
	750.00	000100	8,795.0	Charbono	1,500.00	000100	5.4
	750.00	002900	152.3		1,528.13	018050	1.6
	750.00	021200	3.2	Wtd. Avg. Base & Total Tons	1,506.43		7.0
	750.00	021500	387.9	Cinsaut *	940.00	018100	29.6
	750.00	023100	170.2		950.00	000100	27.0
	750.00	025100	11.4		1,200.00	000100	2.2
	750.00	064535	552.7		1,250.00	000100	4.7
	775.00	000100	40.0		1,450.00	000100	17.0
	784.00	064800	49.2				
	800.00	000100	6,609.6				
	800.00	018100	106.6				

**TABLE 8: BASE PRICE PAID TO GROWERS FOR GRAPES CRUSHED AND DELIVERED TO CALIFORNIA PROCESSORS  
FROM THE 2023 CROP WITH BRIX FACTORS AND PURCHASED TONNAGE, BY TYPE, VARIETY, REPORTING DISTRICT  
WHERE GROWN, AND WEIGHTED AVERAGE BASE PRICE**

District, Type, and Variety	Base Price	Brix	Tons	District, Type, and Variety	Base Price	Brix	Tons
	Per Ton	Factors			Per Ton	Factors	
	Dollars	Code <sup>1</sup>			Dollars	Code <sup>1</sup>	
<b>DISTRICT 11 (Cont'd)</b>							
Cinsaut * (Cont'd)	1,500.00	000100	40.2		700.00	000100	826.2
	1,800.00	000100	4.5		750.00	000100	1,887.8
	1,900.00	000100	1.0		800.00	000100	6.4
	2,500.00	000100	4.9		850.00	000100	21.5
Wtd. Avg. Base & Total Tons	1,290.53		131.1		900.00	014100	6.9
					1,050.00	000100	138.5
Counoise	1,100.00	000100	1.8		1,060.00	000100	9.8
	1,200.00	000100	5.3		1,100.00	024500	3.5
	1,300.00	000100	1.4		1,200.00	000100	3.0
	1,700.00	000100	3.1		1,200.00	024500	4.9
Wtd. Avg. Base & Total Tons	1,330.17		11.6		1,400.00	000100	6.5
					1,500.00	000100	12.4
Dolcetto	657.00	000100	154.6	Wtd. Avg. Base & Total Tons	620.89		11,615.1
	800.00	000100	15.6				
	1,600.00	024400	2.5	Mencia <sup>3</sup>	1,100.00	008000	1.9
	1,800.00	000100	0.6		1,300.00	000100	3.2
Wtd. Avg. Base & Total Tons	687.43		173.3		1,300.00	009300	0.4
					1,445.45	018050	1.1
Dornfelder	350.00	067550	232.5		1,500.00	000100	11.7
Wtd. Avg. Base & Total Tons	350.00		232.5		1,500.00	011100	3.8
					1,500.00	020800	2.0
Graciano	550.00	002600	200.7	Wtd. Avg. Base & Total Tons	1,436.10		24.1
	700.00	024500	2.0				
	715.00	067607	107.6	Merlot	1.00	000100	9.9
	1,000.00	000100	23.1		200.00	000100	59.9
	1,800.00	000100	4.0		225.00	017800	25.8
Wtd. Avg. Base & Total Tons	1,850.00	000100	2.3		225.00	025100	134.7
	657.27		339.7		250.00	000100	38.6
					325.00	000100	291.3
Grenache *	200.00	000100	33.6		385.00	000100	81.4
	475.00	002300	403.4		450.00	000100	215.4
	500.00	009200	41.9		450.00	022900	47.1
	625.00	000100	53.1		475.00	000100	991.6
	700.00	000100	27.3		500.00	000100	1,712.7
	700.00	024500	1.1		500.00	067605	101.8
	800.00	000100	71.4		500.00	067890	9,858.9
	1,000.00	000100	8.2		515.00	067605	1,554.7
	1,000.00	025300	4.1		525.00	000100	320.9
	1,100.00	000100	26.0		525.00	022900	18.7
	1,200.00	000100	40.2		540.00	067605	828.0
	1,200.00	009300	1.9		550.00	000100	465.6
	1,200.00	009400	2.7		550.00	017000	649.9
	1,250.00	017400	2.1		550.00	023100	152.5
	1,300.00	000100	2.6		550.00	067605	87.5
	1,350.00	011100	2.0		565.00	067605	478.7
	1,500.00	000100	22.9		567.00	067605	3,313.2
	1,600.00	000100	2.0		574.84	000100	452.1
	1,650.00	000100	5.2		575.00	000100	468.0
	1,700.00	000100	11.8		600.00	000100	4,421.6
	2,300.00	000100	1.4		600.00	023100	219.5
	3,500.00	000100	6.0		600.00	023400	513.3
Wtd. Avg. Base & Total Tons	678.75		770.9		600.00	024500	1.0
					600.00	061300	198.3
Grignolino	1,900.00	013600	0.8		600.00	064180	77.6
Wtd. Avg. Base & Total Tons	1,900.00		0.8		600.00	067605	2,155.0
					602.89	000100	33.8
Malbec	150.00	000100	11.0		608.50	000100	716.8
	200.00	000100	54.0		608.50	017000	754.1
	250.00	000100	139.1		609.02	000100	6,144.7
	300.00	000100	2.5		609.02	017000	2,219.3
	350.00	067606	1,270.7		609.02	020800	812.3
	350.00	067625	127.8		610.00	000100	62.5
	500.00	000100	653.6		615.00	067605	490.7
	517.00	067606	108.1		617.00	064180	87.8
	600.00	000100	1,392.0		625.00	000100	532.3
	625.00	021500	62.3		625.00	064535	1,520.0
	650.00	000100	1,877.8		633.50	000100	270.5
	650.00	021200	383.9		638.93	000100	69.1
	650.00	022900	181.6		650.00	000100	869.2
	650.00	067603	350.0		650.00	023100	177.0
	650.00	067605	1,172.9		650.00	067605	408.1
	661.84	000100	78.4		653.50	000100	142.3
	675.00	000100	305.8		654.91	064180	425.0
	692.00	067606	512.2		658.50	000100	84.0

**TABLE 8: BASE PRICE PAID TO GROWERS FOR GRAPES CRUSHED AND DELIVERED TO CALIFORNIA PROCESSORS FROM THE 2023 CROP WITH BRIX FACTORS AND PURCHASED TONNAGE, BY TYPE, VARIETY, REPORTING DISTRICT WHERE GROWN, AND WEIGHTED AVERAGE BASE PRICE**

District, Type, and Variety	Base Price	Brix	Tons	District, Type, and Variety	Base Price	Brix	Tons
	Per Ton	Factors			Per Ton	Factors	
	Dollars	Code <sup>1</sup>			Dollars	Code <sup>1</sup>	
<b>DISTRICT 11 (Cont'd)</b>							
Merlot (Cont'd)	665.00	067605	372.8		350.00	017400	153.3
	675.00	000100	62.1		500.00	000100	600.4
	675.00	023000	389.2		525.00	023100	278.7
	700.00	000100	1,731.1		543.28	000100	687.4
	715.00	000100	46.3		550.00	021500	107.8
	725.00	000100	551.6		550.00	023100	45.5
	750.00	000100	720.7		575.00	000100	132.2
	750.00	021200	2.0		600.00	000100	432.6
	800.00	000100	900.5		600.00	067605	700.5
	826.00	000100	47.5		650.00	000100	146.5
	850.00	000100	266.4		650.00	067605	1,985.8
	896.00	018100	51.0		651.74	000100	63.5
	900.00	014100	6.1		665.00	067605	675.4
	975.00	000100	76.4		665.00	067607	425.9
	1,050.00	000100	151.5		667.00	067605	647.9
	1,060.00	000100	9.2		700.00	000100	399.5
	1,100.00	025300	9.1		700.00	024500	3.2
	1,249.98	018100	49.0		750.00	014100	9.6
	1,450.00	000100	23.1		850.00	000100	5.6
	1,550.00	000100	4.2		900.00	000100	107.5
	1,750.00	021000	5.1		900.00	013800	2.0
Wtd. Avg. Base & Total Tons	583.91		51,239.6		900.00	064800	47.3
					940.00	018100	4.7
Mission *	1,000.00	000100	4.8		1,000.00	018100	20.4
	1,050.00	000100	31.2		1,060.00	000100	20.7
	1,050.00	011100	1.9		1,097.78	018100	374.1
	1,050.00	017400	0.5		1,232.38	018100	55.3
Wtd. Avg. Base & Total Tons	1,043.75		38.4		1,700.00	000100	5.8
					1,750.00	021000	8.5
Montepulciano	975.00	000100	11.5		1,750.00	024500	4.2
	1,200.00	000100	5.5	Wtd. Avg. Base & Total Tons	1,775.00	013800	2.2
	1,250.00	025100	3.7		637.53		8,434.3
	1,500.00	020800	1.6	Petite Sirah	150.00	000100	46.5
	1,600.00	000100	1.0		200.00	000100	23.0
Wtd. Avg. Base & Total Tons	1,134.66		23.3		225.00	025100	214.9
					250.00	000100	75.5
Mourvedre *	600.00	000100	22.2		275.00	000100	145.7
	650.00	000100	110.0		300.00	000100	575.5
	700.00	000100	19.3		350.00	017400	52.4
	700.00	024500	1.6		350.00	067907	434.3
	900.00	000100	2.5		400.00	000100	299.3
	1,000.00	000100	1.0		500.00	000100	71.8
	1,100.00	000100	7.4		500.00	023100	294.9
	1,200.00	000100	3.0		550.00	000100	1,027.6
	1,200.00	009300	1.0		550.00	023100	304.6
	1,300.00	017200	4.4		550.00	024500	10.9
	1,450.00	000100	15.2		550.00	024800	304.8
	1,600.00	000100	10.6		567.00	067605	124.8
	1,700.00	000100	5.5		600.00	000100	1,891.3
	1,850.00	000100	0.5		600.00	021200	207.7
	2,550.00	000100	1.6		600.00	067605	104.6
Wtd. Avg. Base & Total Tons	848.96		205.8		600.00	067947	995.7
					615.00	067605	169.5
Muscat Hamburg *	700.00	000100	232.7		616.62	000100	162.0
	750.00	000100	45.1		650.00	000100	1,468.1
Wtd. Avg. Base & Total Tons	708.12		277.8		650.00	021200	69.8
					650.00	024500	4.3
Nebbiolo	1,000.00	000100	2.1		650.00	025100	123.0
	1,600.00	000100	2.0		650.00	067605	1,758.2
Wtd. Avg. Base & Total Tons	1,292.68		4.1		650.00	067930	597.8
					650.00	067947	376.6
Nero D'avola *	700.00	000100	47.8		650.00	069478	647.4
	800.00	000100	45.2		665.00	000100	887.9
	1,000.00	000100	1.1		665.00	067605	559.7
	1,250.00	025100	5.0		665.00	067947	408.0
	1,600.00	000100	1.8		667.00	067605	540.0
	1,700.00	000100	1.7		667.00	067947	1,140.0
	2,200.00	024500	1.8		675.00	000100	209.5
Wtd. Avg. Base & Total Tons	830.46		104.4		692.00	067947	369.8
					700.00	000100	4,064.6
Petit Verdot	150.00	000100	12.0		700.00	021500	27.7
	250.00	000100	48.9		720.00	000100	681.9
	250.00	025100	99.5		721.11	000100	497.5
	300.00	000100	119.9		721.69	000100	425.6

**TABLE 8: BASE PRICE PAID TO GROWERS FOR GRAPES CRUSHED AND DELIVERED TO CALIFORNIA PROCESSORS FROM THE 2023 CROP WITH BRIX FACTORS AND PURCHASED TONNAGE, BY TYPE, VARIETY, REPORTING DISTRICT WHERE GROWN, AND WEIGHTED AVERAGE BASE PRICE**

District, Type, and Variety	Base Price	Brix	Tons	District, Type, and Variety	Base Price	Brix	Tons
	Per Ton	Factors			Per Ton	Factors	
	Dollars	Code <sup>1</sup>			Dollars	Code <sup>1</sup>	
<b>DISTRICT 11 (Cont'd)</b>							
Petite Sirah (Cont'd)	725.00	000100	62.9		717.00	067605	453.5
	746.11	000100	458.9		725.00	000100	654.6
	750.00	000100	3,766.4		750.00	000100	601.5
	750.00	021000	100.5		800.00	000100	570.5
	775.00	000100	188.5		806.25	000100	355.4
	800.00	000100	147.8		825.00	000100	45.5
	825.00	000100	135.2		850.00	000100	150.2
	828.88	018100	45.8		850.00	007600	116.2
	850.00	000100	313.7		852.77	000100	297.0
	850.00	025100	42.3		900.00	000100	614.8
	875.00	000100	155.7		975.00	018100	55.2
	900.00	000100	786.0		1,000.00	021000	302.4
	900.00	014100	0.4		1,050.00	000100	207.1
	900.00	018100	171.0		1,100.00	000100	259.7
	940.00	018100	8.1		1,100.00	025400	3.8
	950.00	000100	4.1		1,200.00	002600	193.4
	1,000.00	000100	448.4		1,775.00	013800	1.1
	1,000.00	018100	36.7		1,800.00	000100	1.0
	1,050.00	000100	91.6	Wtd. Avg. Base & Total Tons	1,966.00	000100	10.6
	1,060.00	000100	43.9		628.90		43,706.5
	1,098.78	018100	52.1	Pinotage	1,000.00	014100	3.0
	1,100.00	000100	8.5	Wtd. Avg. Base & Total Tons	1,000.00		3.0
	1,110.26	000100	248.0	Prieto Picudo	1,200.00	000100	2.3
	1,200.00	000100	24.6		1,300.00	000100	1.1
	1,200.00	025100	3.8		1,300.00	009300	0.5
	1,300.00	000100	43.4	Wtd. Avg. Base & Total Tons	1,241.03		3.9
	1,454.34	018100	21.1	Primitivo	450.00	000100	96.3
	1,500.00	000100	145.8		850.00	021200	1.0
	1,540.91	025450	1.1		1,200.00	000100	14.8
	1,690.27	018100	154.8	Wtd. Avg. Base & Total Tons	1,600.00	024400	2.2
	1,927.34	018100	20.4		572.75		114.3
	3,115.36	018100	81.8	Wtd. Avg. Base & Total Tons			
Wtd. Avg. Base & Total Tons	3,889.57	018100	51.8	Rubired *	150.00	000100	171.8
	694.03		30,259.8		350.00	000100	2,511.5
Pinot Noir *	200.00	000100	1.7		367.00	064348	678.5
	225.00	000100	76.7		375.00	000100	299.9
	250.00	000100	107.5		425.00	000100	87.4
	250.00	025100	10.6	Wtd. Avg. Base & Total Tons	347.66		3,749.1
	275.00	000100	389.0	Ruby Cabernet	500.00	000100	100.9
	310.00	000100	199.6		550.00	000100	112.1
	375.00	000100	159.6	Wtd. Avg. Base & Total Tons	1,000.00	000100	15.2
	400.00	000100	25.0		557.87		228.2
	400.00	017200	438.2	Sagrantino	300.00	000100	95.4
	425.00	025100	26.3		1,250.00	000100	1.0
	500.00	000100	2.9	Wtd. Avg. Base & Total Tons	309.85		96.4
	550.00	000100	1,328.4	Sangiovese *	500.00	000100	114.2
	550.00	067406	2,465.4		550.00	000100	51.0
	550.00	067421	432.8		625.00	025100	28.4
	550.00	067607	275.8		750.00	024500	3.5
	565.00	067595	717.9		875.00	000100	16.3
	565.00	067605	2,823.6		900.00	000100	11.0
	565.00	067607	4,743.4		900.00	014100	9.6
	567.00	067605	403.7		1,000.00	000100	10.9
	567.00	067607	130.5		1,060.00	000100	21.1
	570.00	067605	1,277.8		1,100.00	000100	3.2
	578.90	000100	2,490.0		1,100.00	025100	5.8
	590.00	067605	442.9		1,200.00	024400	3.2
	600.00	000100	672.0		1,250.00	017400	87.7
	600.00	001900	327.3		1,500.00	000100	12.2
	600.00	017200	2,280.2		1,500.00	020800	1.0
	600.00	048850	1,146.9		1,575.00	000100	2.1
	617.00	067605	331.9		1,800.00	000100	11.9
	640.00	000100	820.3	Wtd. Avg. Base & Total Tons	2,200.00	000100	11.2
	650.00	000100	4,487.8		900.63		404.3
	650.00	017400	255.8	Souzao	550.00	000100	80.3
	650.00	021500	313.2		700.00	024500	1.6
	655.00	000100	511.8		1,150.00	000100	3.1
	655.85	020800	478.0				
	658.68	020800	1,743.4				
	667.17	048850	895.4				
	691.34	000100	4,066.4				
	700.00	000100	1,099.9				
	700.00	020800	413.4				

**TABLE 8: BASE PRICE PAID TO GROWERS FOR GRAPES CRUSHED AND DELIVERED TO CALIFORNIA PROCESSORS FROM THE 2023 CROP WITH BRIX FACTORS AND PURCHASED TONNAGE, BY TYPE, VARIETY, REPORTING DISTRICT WHERE GROWN, AND WEIGHTED AVERAGE BASE PRICE**

District, Type, and Variety	Base Price	Brix	Tons	District, Type, and Variety	Base Price	Brix	Tons
	Per Ton	Factors			Per Ton	Factors	
	Dollars	Code <sup>1</sup>			Dollars	Code <sup>1</sup>	
<b>DISTRICT 11 (Cont'd)</b>							
Souzao (Cont'd)	1,500.00	000100	3.0		1,500.00	021200	1.8
	1,521.43	025450	2.1		1,600.00	000100	2.0
Wtd. Avg. Base & Total Tons	627.58		90.1		1,675.00	011100	1.0
					1,750.00	000100	7.0
Syrah *	200.00	000100	1.8	Wtd. Avg. Base & Total Tons	1,900.00	022700	2.2
	300.00	000100	70.4		661.72		1,077.4
	350.00	025100	13.5	Teroldego	150.00	000100	56.9
	385.00	000100	29.9		250.00	000100	55.4
	450.00	000100	649.3		350.00	017400	53.2
	500.00	000100	2,640.7		450.00	000100	50.2
	500.00	020800	367.1		500.00	000100	48.5
	500.00	067907	56.4		524.49	000100	203.3
	515.00	067605	362.7		525.00	023100	199.0
	517.00	067605	141.9		550.00	000100	28.2
	540.00	067605	111.1		650.00	067605	1,296.9
	550.00	000100	748.0		665.00	067605	4,003.5
	565.00	067605	899.2		667.00	067605	505.9
	565.00	067893	42.1		670.00	067605	165.4
	567.00	067605	100.0		700.00	000100	234.5
	567.00	067893	966.4		715.00	067605	1,002.1
	575.00	000100	267.4		715.00	067606	771.8
	600.00	000100	1,296.3		717.00	067605	848.5
	600.00	020800	572.8		750.00	000100	216.4
	600.00	024500	4.6		850.00	000100	169.8
	650.00	000100	55.0		950.00	014100	10.0
	650.00	025100	218.8		1,000.00	000100	25.5
	700.00	000100	173.6		1,500.00	000100	2.2
	800.00	018100	270.4		1,575.00	000100	2.1
	825.00	000100	26.3	Wtd. Avg. Base & Total Tons	670.03		9,958.6
	850.00	018100	82.1	Tinta Cao	1,500.00	009100	1.3
	892.00	018100	52.4	Wtd. Avg. Base & Total Tons	1,500.00		1.3
	900.00	000100	5.5	Touriga Nacional *	250.00	000100	13.5
	940.00	018100	32.2		467.00	067607	887.0
	1,100.00	000100	16.7		515.00	067607	202.4
	1,200.00	000100	5.1		525.00	023100	163.9
	1,250.00	000100	54.0		525.00	024800	183.4
	1,250.00	070555	44.0		717.00	067606	472.8
	1,300.00	000100	43.6		850.00	000100	28.4
	1,300.00	015700	23.9		1,100.00	000100	85.8
	1,300.00	021200	4.0		1,150.00	000100	6.4
	1,450.00	000100	11.2		1,200.00	000100	2.0
	1,500.00	000100	4.6		1,500.00	000100	15.4
	1,501.39	018100	163.6		1,500.00	009100	7.3
	1,800.00	000100	94.6	Wtd. Avg. Base & Total Tons	1,507.89	025450	1.9
	2,000.00	000100	4.6		583.69		2,070.2
Wtd. Avg. Base & Total Tons	2,850.47	018100	72.7	Trousseau *	1,150.00	000100	1.9
	610.40		10,800.5	Wtd. Avg. Base & Total Tons	1,150.00		1.9
Tannat	300.00	000100	2.2	Zinfandel	100.00	009100	222.1
	546.61	000100	419.2		175.00	000100	162.0
	550.00	000100	97.3		200.00	000100	189.6
	600.00	000100	1,085.4		250.00	000100	675.3
	650.00	000100	622.6		250.00	009100	3,238.6
	650.00	064180	146.9		260.00	000100	263.0
	700.00	000100	302.5		275.00	000100	70.8
	750.00	000100	213.0		275.00	009100	1,015.4
	1,000.00	000100	4.0		300.00	000100	605.4
	1,250.00	000100	3.1		303.63	000100	147.3
	1,500.00	000100	18.3		315.00	034050	503.5
	1,500.00	013100	1.9		325.00	000100	97.8
	1,898.47	018100	52.8		350.00	000100	2,974.6
Wtd. Avg. Base & Total Tons	654.94		2,969.2		350.00	025100	204.5
Tempranillo *	300.00	000100	7.6		375.00	007600	2,006.7
	600.00	000100	854.3		400.00	000100	2,047.0
	650.00	000100	85.4		450.00	000100	67.8
	700.00	024500	3.3		460.00	007600	304.4
	800.00	000100	3.7		500.00	000100	527.1
	850.00	000100	38.2		500.00	024500	5.2
	900.00	000100	12.3				
	1,000.00	000100	24.2				
	1,200.00	000100	6.0				
	1,250.00	017400	17.0				
	1,500.00	000100	11.4				

**TABLE 8: BASE PRICE PAID TO GROWERS FOR GRAPES CRUSHED AND DELIVERED TO CALIFORNIA PROCESSORS FROM THE 2023 CROP WITH BRIX FACTORS AND PURCHASED TONNAGE, BY TYPE, VARIETY, REPORTING DISTRICT WHERE GROWN, AND WEIGHTED AVERAGE BASE PRICE**

District, Type, and Variety	Base Price	Brix	Tons	District, Type, and Variety	Base Price	Brix	Tons
	Per Ton	Factors			Per Ton	Factors	
	Dollars	Code <sup>1</sup>			Dollars	Code <sup>1</sup>	
<b>DISTRICT 11 (Cont'd)</b>							
Zinfandel (Cont'd)	540.00	067605	270.5		1,018.65	018100	358.4
	550.00	000100	767.1		1,050.00	000100	95.1
	550.00	023100	235.1		1,100.00	000100	1,303.1
	550.00	067605	3,477.5		1,100.00	018100	25.2
	550.00	067607	71.7		1,118.09	018100	33.8
	550.00	067903	2,556.1		1,150.00	000100	129.3
	565.00	067605	3,111.7		1,150.00	024800	131.8
	565.00	067893	197.6		1,168.89	018100	178.8
	567.00	067605	3,176.7		1,175.00	000100	163.4
	567.00	067607	271.3		1,191.22	024500	4.1
	600.00	000100	2,851.8		1,200.00	000100	110.0
	600.00	020800	776.8		1,200.00	002600	228.9
	600.00	067605	241.0		1,200.00	020800	2.0
	615.00	067605	521.9		1,250.00	000100	74.0
	617.00	067605	494.8		1,274.86	018100	83.1
	625.00	000100	1,182.6		1,274.86	018100	83.1
	650.00	000100	968.7		1,300.00	000100	70.5
	650.00	021200	240.0		1,345.24	018100	75.9
	650.00	064800	49.0		1,375.00	000100	9.8
	650.00	067605	569.7		1,400.00	000100	56.1
	650.00	067961	62.4		1,450.00	000100	11.3
	650.00	069478	297.9		1,488.94	018100	33.7
	663.09	021000	618.2		1,500.00	000100	76.3
	665.00	067605	415.7		1,500.00	013600	4.6
	667.00	067605	507.7		1,600.00	000100	53.5
	667.00	069478	80.6		1,600.00	011300	3.3
	675.00	000100	250.6		1,650.00	000100	11.9
	675.00	021500	140.5		1,650.00	011300	3.0
	700.00	000100	2,060.5		1,650.00	021000	4.3
	700.00	020800	111.0		1,675.00	000100	13.2
	700.00	067605	931.8		1,700.00	000100	22.9
	710.00	000100	1,470.2		1,750.00	000100	27.3
	710.53	000100	6.0		1,781.57	018100	85.0
	715.00	067605	300.1		1,800.00	000100	104.5
	717.00	067605	891.4		1,850.00	000100	2.0
	720.00	067605	676.9		1,900.00	000100	3.7
	725.00	000100	522.1		2,050.00	000100	4.0
	730.00	000100	445.6		2,050.00	002600	37.2
	750.00	000100	3,303.1		2,111.90	018100	203.8
	750.00	064180	401.8		2,150.00	011300	1.0
	750.00	067605	89.2		2,200.00	000100	1.9
	750.00	067961	3,955.6		2,400.00	000100	41.8
	750.00	069468	1,373.8		2,400.00	011100	3.4
	750.00	069478	170.2		2,694.43	018100	73.0
	765.00	069478	646.0		2,800.00	000100	18.8
	773.00	000100	599.9		3,000.00	000100	27.9
	775.00	000100	608.4	Wtd. Avg. Base & Total Tons	657.60		76,697.5
	775.00	064800	78.8				
	775.00	067961	1,206.6	Other Red Wine <sup>4</sup>	700.00	000100	2.4
	786.88	000100	810.9		1,000.00	000100	3.4
	800.00	000100	2,617.0		1,150.00	000100	4.4
	800.00	021200	97.9		1,500.00	000100	5.3
	800.00	025100	194.3		1,500.00	009100	6.3
	825.00	000100	1,453.6		1,600.00	000100	1.1
	835.00	000100	71.8	Wtd. Avg. Base & Total Tons	1,279.48		22.9
	850.00	000100	1,449.3	<b>DISTRICT 12</b>			
	850.00	021500	286.5	<b>Wine Grapes (White)</b>			
	850.00	067961	1,948.2	Albarino *	495.00	017200	697.5
	850.00	069478	115.8		1,400.00	000100	3.7
	867.00	069478	603.2		1,750.00	000100	7.4
	875.00	000100	692.5	Wtd. Avg. Base & Total Tons	512.83		708.6
	875.00	064800	44.4				
	900.00	000100	666.5	Burger *	310.00	000400	841.2
	900.00	010900	70.9	Wtd. Avg. Base & Total Tons	310.00		841.2
	900.00	018100	106.6				
	900.00	021200	2.0	Chardonnay *	225.00	000100	137.5
	900.00	069478	70.9		350.00	045460	913.7
	909.00	018100	47.4		425.00	001900	2,174.1
	925.00	000100	242.9		440.00	001900	840.0
	925.00	064800	20.7		460.00	054496	568.2
	950.00	000100	985.8		465.00	001900	911.1
	950.00	017800	20.8		465.00	054650	331.2
	978.50	000100	138.2		465.00	058790	410.2
	1,000.00	000100	350.5		492.00	002000	764.4
					500.00	000100	2,940.0



**TABLE 8: BASE PRICE PAID TO GROWERS FOR GRAPES CRUSHED AND DELIVERED TO CALIFORNIA PROCESSORS FROM THE 2023 CROP WITH BRIX FACTORS AND PURCHASED TONNAGE, BY TYPE, VARIETY, REPORTING DISTRICT WHERE GROWN, AND WEIGHTED AVERAGE BASE PRICE**

District, Type, and Variety	Base Price	Brix	Tons	District, Type, and Variety	Base Price	Brix	Tons
	Per Ton	Factors			Per Ton	Factors	
	Dollars	Code <sup>1</sup>			Dollars	Code <sup>1</sup>	
<b>DISTRICT 12 (Cont'd)</b>							
Chardonnay * (Cont'd)	500.00	013600	357.3	Sauvignon Blanc *	517.00	037437	2,276.4
	500.00	017000	3.0		525.00	000100	310.8
	500.00	017200	196.7		525.00	043720	1,184.7
	525.00	000100	8,508.3		575.00	000100	30.3
	525.00	045460	1,995.7		633.34	000100	333.4
	540.00	059595	86.9		663.88	000100	416.5
	550.00	000100	2,640.3	Wtd. Avg. Base & Total Tons	541.97		4,552.1
	550.00	012550	336.7	Symphony	150.00	000100	212.5
	565.00	054650	743.9		199.35	000100	49.2
	575.00	045460	426.1		250.00	000100	44.5
	600.00	000100	883.1		265.00	000800	440.0
	600.00	011100	336.6		375.00	000100	284.5
	600.00	017200	2,443.8		400.00	000100	89.5
	665.00	000100	113.1	Wtd. Avg. Base & Total Tons	278.43		1,120.2
Wtd. Avg. Base & Total Tons	513.94		29,061.9	Verdelho	1,400.00	000100	1.5
Chenin Blanc	225.00	000100	19.5	Wtd. Avg. Base & Total Tons	1,400.00		1.5
	390.00	036590	1,303.8	Vermentino *	1,100.00	009000	5.7
	400.00	000100	2,799.7		1,500.00	000100	23.7
Wtd. Avg. Base & Total Tons	396.01		4,123.0	Wtd. Avg. Base & Total Tons	1,422.45		29.4
Clairette Blanche <sup>2</sup>	1,700.00	000100	1.9	Viognier	225.00	000100	338.0
Wtd. Avg. Base & Total Tons	1,700.00		1.9		450.00	000100	938.7
French Colombard	236.41	008100	1,883.9		500.00	000100	83.4
	300.00	011600	4.8		515.00	002300	461.8
	350.00	000100	15.9		585.00	070429	242.1
	400.00	000100	364.8	Wtd. Avg. Base & Total Tons	445.55		2,064.0
	425.00	000100	51.8	White Riesling *	450.00	000100	752.3
Wtd. Avg. Base & Total Tons	267.24		2,321.2	Wtd. Avg. Base & Total Tons	450.00		752.3
Grenache Blanc *	1,850.00	010900	2.1	<b>Wine Grapes (Red)</b>			
Wtd. Avg. Base & Total Tons	1,850.00		2.1	Aglianico	1,200.00	000100	1.2
Malvasia Bianca	550.00	000100	270.4	Wtd. Avg. Base & Total Tons	1,200.00		1.2
Wtd. Avg. Base & Total Tons	550.00		270.4	Barbera	365.00	002000	413.0
Muscat Blanc *	465.00	001000	1,017.4		1,200.00	000100	2.3
	500.00	000100	138.9	Wtd. Avg. Base & Total Tons	369.62		415.3
	1,700.00	000100	8.3	Cabernet Sauvignon	16.00	000100	15.0
Wtd. Avg. Base & Total Tons	477.98		1,164.6		150.00	000100	34.5
Muscat Of Alexandria	290.00	000600	217.6		200.00	021500	263.1
	315.00	000800	769.7		250.00	000100	21.1
	325.00	000100	168.1		300.00	000100	1,114.1
	325.00	043900	603.0		400.00	002200	582.7
	600.00	000100	690.9		400.00	017200	1,593.0
Wtd. Avg. Base & Total Tons	396.32		2,449.3		400.00	067605	536.8
Muscat Orange	500.00	000100	855.8		465.00	067604	1,057.3
	1,400.00	000100	11.3		467.00	064172	1,749.5
Wtd. Avg. Base & Total Tons	511.73		867.1		475.00	000100	454.2
Pinot Gris *	425.00	000100	1,331.7		490.00	002300	874.2
	475.00	000700	2,126.3		491.32	023100	214.3
	500.00	000100	2,048.3		500.00	000100	547.9
	500.00	009000	7,802.0		515.00	002600	1,181.9
	500.00	013400	371.9		515.00	067604	2,853.9
	515.00	001300	73.0		515.00	067605	840.0
	517.00	009100	305.5		550.00	000100	1,526.0
	525.00	000100	7,204.1		550.00	021200	3,767.9
	525.00	013400	6,004.7		550.00	023100	386.7
	547.51	009300	353.9		550.00	023400	939.9
	550.00	000100	247.7		550.00	064535	2,727.3
	550.00	040350	1,018.4		565.00	000100	8,167.7
	565.53	009400	977.3		565.00	067605	2,970.1
	577.81	000100	93.0		565.00	070466	450.0
	600.00	000100	672.7		565.00	070467	164.3
	615.00	001300	1,506.9		567.00	067605	2,071.0
	650.00	015500	693.9		578.28	000100	137.4
	700.00	000100	870.1		578.28	020800	725.5
Wtd. Avg. Base & Total Tons	525.33		33,701.4		578.28	025100	302.5
					585.00	067607	3,224.7
					592.00	067605	640.2
					600.00	000100	404.8
					600.00	017200	4,339.8

**TABLE 8: BASE PRICE PAID TO GROWERS FOR GRAPES CRUSHED AND DELIVERED TO CALIFORNIA PROCESSORS  
FROM THE 2023 CROP WITH BRIX FACTORS AND PURCHASED TONNAGE, BY TYPE, VARIETY, REPORTING DISTRICT  
WHERE GROWN, AND WEIGHTED AVERAGE BASE PRICE**

District, Type, and Variety	Base Price	Brix	Tons	District, Type, and Variety	Base Price	Brix	Tons
	Per Ton	Factors			Per Ton	Factors	
	Dollars	Code <sup>1</sup>			Dollars	Code <sup>1</sup>	
<b>DISTRICT 12 (Cont'd)</b>							
Cabernet Sauvignon (Cont'd)	600.00	017400	821.3		1,200.00	000100	2.5
	600.00	023400	455.2		1,200.00	020800	0.8
	600.00	064535	922.1		1,600.00	000100	22.0
	625.00	000100	305.4	Wtd. Avg. Base & Total Tons	578.23		3,191.6
	650.00	000100	410.6				
	700.00	000100	2,177.5	Petite Sirah	500.00	017200	1,711.6
Wtd. Avg. Base & Total Tons	545.85		51,971.4		500.00	021200	67.1
					525.00	064535	1,044.9
Cinsaut *	1,300.00	000100	24.2		550.91	023400	623.6
Wtd. Avg. Base & Total Tons	1,300.00		24.2		565.00	000100	1,388.5
					577.00	067607	920.2
Grenache *	150.00	000100	7.3		585.00	067607	442.8
	253.84	000100	21.2		592.00	067605	466.6
	415.00	048700	345.7		600.00	064535	596.7
	465.00	048440	170.0		644.59	025100	270.9
	500.00	000100	215.1		700.00	000100	172.3
	500.00	014100	2.8		1,550.00	000100	72.8
	500.00	020800	4.0	Wtd. Avg. Base & Total Tons	566.48		7,784.3
	600.00	000100	122.7				
	800.00	000100	93.3	Pinot Noir *	200.00	000100	101.4
	1,200.00	000100	1.9		350.00	000100	356.7
Wtd. Avg. Base & Total Tons	499.32		985.0		400.00	017200	710.8
					415.00	067525	500.1
Malbec	475.00	020800	407.0		417.00	067607	423.5
Wtd. Avg. Base & Total Tons	475.00		407.0		425.00	000100	366.5
					450.00	059700	1,020.0
Mencia <sup>3</sup>	1,300.00	000100	0.4		465.00	059700	780.0
Wtd. Avg. Base & Total Tons	1,300.00		0.4		490.00	063550	1,759.5
					500.00	020800	1.0
Merlot	150.00	000100	9.0		550.00	000100	130.5
	200.00	000100	283.8		550.00	064172	518.5
	375.00	000100	518.2		575.00	000100	843.3
	375.00	017200	355.9	Wtd. Avg. Base & Total Tons	600.00	017200	2,245.7
	440.00	067604	423.5		496.33		9,757.5
	465.00	002300	718.5	Prieto Picudo	1,200.00	000100	1.0
	500.00	067605	423.3	Wtd. Avg. Base & Total Tons	1,200.00		1.0
	500.79	023100	156.8				
	515.00	002300	280.0	Primitivo	1,200.00	027800	5.0
	515.00	067604	1,692.5	Wtd. Avg. Base & Total Tons	1,200.00		5.0
	515.00	067607	835.1				
	550.00	000100	519.4	Rubired *	275.00	060408	1,012.0
	550.00	064535	387.4		285.00	011300	276.6
	560.00	017200	402.8		350.00	000100	2,319.0
	565.00	070466	893.1	Wtd. Avg. Base & Total Tons	323.98		3,607.6
	565.00	070467	1,786.6				
	577.00	067607	1,832.4	Ruby Cabernet	265.00	067190	2,744.9
	582.00	064172	2,166.6	Wtd. Avg. Base & Total Tons	265.00		2,744.9
	585.00	067607	1,343.8				
	592.00	067605	1,637.2	Sangiovese *	500.00	000100	93.2
	597.90	000100	84.3		950.00	000100	16.3
Wtd. Avg. Base & Total Tons	544.94		16,872.6		1,500.00	000100	14.7
				Wtd. Avg. Base & Total Tons	677.42		124.2
Montepulciano	1,200.00	000100	1.5				
Wtd. Avg. Base & Total Tons	1,200.00		1.5	Syrah *	400.00	067605	140.7
					500.00	000100	181.7
Mourvedre *	1,200.00	000100	0.5		517.00	064172	447.5
	1,850.00	017200	2.0		591.61	013800	295.4
Wtd. Avg. Base & Total Tons	1,720.00		2.5		950.00	013100	6.0
					1,200.00	017200	3.0
Muscat Hamburg *	750.00	000100	49.1	Wtd. Avg. Base & Total Tons	523.64		1,074.3
Wtd. Avg. Base & Total Tons	750.00		49.1				
Nero D'avola *	1,200.00	000100	1.4	Tannat	500.00	017200	1,262.4
	1,700.00	000100	2.0		1,200.00	025300	2.9
Wtd. Avg. Base & Total Tons	1,494.12		3.4		1,750.00	022700	1.1
				Wtd. Avg. Base & Total Tons	502.69		1,266.4
Petit Verdot	150.00	000100	8.5				
	515.00	067605	904.4	Tempranillo *	315.00	002300	1,856.6
	550.91	023400	382.2		1,100.00	025100	4.1
	585.00	067607	1,143.1	Wtd. Avg. Base & Total Tons	316.73		1,860.7
	592.00	067605	459.8				
	700.00	000100	268.3	Teroldego	550.91	023400	246.4
					585.00	067607	555.1
				Wtd. Avg. Base & Total Tons	574.52		801.5

**TABLE 8: BASE PRICE PAID TO GROWERS FOR GRAPES CRUSHED AND DELIVERED TO CALIFORNIA PROCESSORS  
FROM THE 2023 CROP WITH BRIX FACTORS AND PURCHASED TONNAGE, BY TYPE, VARIETY, REPORTING DISTRICT  
WHERE GROWN, AND WEIGHTED AVERAGE BASE PRICE**

District, Type, and Variety	Base Price	Brix	Tons	District, Type, and Variety	Base Price	Brix	Tons
	Per Ton	Factors			Per Ton	Factors	
	Dollars	Code <sup>1</sup>			Dollars	Code <sup>1</sup>	
<b>DISTRICT 12 (Cont'd)</b>							
Zinfandel	250.00	000100	175.5		250.00	000100	271.6
	250.00	009100	1,867.2		350.00	000100	229.0
	300.00	009100	1,328.8		367.00	001000	1,178.3
	500.00	000100	162.4		385.00	001400	2,009.9
	750.00	000100	642.8		395.00	001000	1,159.2
	1,200.00	021000	4.2		400.00	001000	6,482.5
	1,250.00	000100	2.4		410.00	001000	883.5
	1,800.00	000100	30.2		415.00	001000	5,405.7
	2,150.00	017200	2.0		415.00	001700	7,227.0
	2,800.00	000100	7.9		415.00	001900	431.5
Wtd. Avg. Base & Total Tons	369.71		4,223.4		417.00	001000	496.2
					425.00	020600	1,017.3
Other Red Wine <sup>4</sup>	450.00	000100	200.1		425.34	012610	174.3
	1,400.00	000100	7.3		432.97	013600	1,289.9
Wtd. Avg. Base & Total Tons	483.44		207.4		434.25	012610	359.5
					434.61	012610	239.0
<b>DISTRICT 13</b>					440.00	001300	849.8
<b>Raisin Grapes</b>					440.00	001900	1,320.1
Fiesta	192.00	001700	790.7		442.09	013600	434.1
	250.00	001700	106.3		450.00	000100	2,950.9
	250.00	001900	1,923.3		450.00	045460	2,584.5
	265.00	001700	838.0		454.41	013600	2,916.8
	276.76	005400	1,288.2		460.76	011100	836.6
	303.00	001700	496.3		465.00	000100	5,716.6
Wtd. Avg. Base & Total Tons	255.05		5,442.8		465.05	013800	109.0
					466.86	010110	282.3
Thompson Seedless*	225.00	000100	1,719.2		467.00	001000	1,174.5
	225.00	001700	857.4		475.00	045460	7,800.4
	225.00	010600	1,018.4		492.94	000100	1,044.0
	225.00	010700	561.7		497.22	011300	97.0
	225.00	010900	131.2		500.00	000100	662.5
	225.00	011300	159.8		518.87	000100	804.5
	250.00	000100	678.0		600.00	000100	1,561.5
	250.00	001700	598.8		600.00	017200	1,180.9
	250.00	005700	599.3		715.29	017200	248.1
	265.00	000900	79.8	Wtd. Avg. Base & Total Tons	439.97		62,523.0
	275.00	000100	1,107.5				
	275.00	009300	8.0	Chenin Blanc	325.00	008900	983.8
	278.77	009300	339.1		327.83	000100	198.0
	279.91	000100	1,218.3		331.36	009300	106.9
	281.51	009300	1,515.6		340.00	000800	4,529.7
	284.04	005700	188.3		342.00	000800	2,818.3
	284.05	005700	369.6		367.00	000800	665.0
	285.61	009100	703.5		375.00	042050	1,828.6
	286.60	005700	405.0		400.00	000100	12.5
	287.52	009400	470.1		400.00	013600	500.7
	300.00	000100	20,971.8		435.00	000100	234.8
	313.98	001700	22.8	Wtd. Avg. Base & Total Tons	1,300.00	000100	63.3
	350.00	000100	68.3		355.36		11,941.6
	365.00	000100	120.4	Clairette Blanche <sup>2</sup>	1,400.00	000100	5.1
	400.00	000100	3,276.8	Wtd. Avg. Base & Total Tons	1,400.00		5.1
Wtd. Avg. Base & Total Tons	296.15		37,682.3				
				Fiano	805.26	000100	3.5
<b>Table Grapes</b>				Wtd. Avg. Base & Total Tons	805.26		3.5
Other Table <sup>4</sup>	75.00	000100	50.8	French Colombard	178.36	000100	105.2
	175.00	001700	2,996.0		199.57	000100	893.3
	219.97	000100	87.4		199.97	008100	869.3
Wtd. Avg. Base & Total Tons	174.63		3,134.2		225.00	000100	26.3
					225.00	011300	1,992.9
<b>Wine Grapes (White)</b>					225.00	038700	564.7
Albarino*	500.00	000100	4.7		229.06	008000	343.3
Wtd. Avg. Base & Total Tons	500.00		4.7		236.12	008000	2,494.7
					236.62	008100	3,407.2
Burger*	280.00	000400	1,745.8		275.00	000100	2.4
	325.59	004500	1,621.3		275.00	010600	593.2
Wtd. Avg. Base & Total Tons	301.95		3,367.1		281.51	000100	162.1
					285.00	000800	18,903.2
Chardonnay*	150.00	000100	51.4		290.00	000600	9,751.9
	151.50	001900	166.8		300.00	000100	4,579.1
	151.50	013800	326.3		300.00	000800	11,852.0
	175.00	001900	25.9		300.00	006500	112.4
	234.94	008200	401.2		300.00	011300	9,943.3
	236.33	000100	122.9		310.00	000600	8,099.5

**TABLE 8: BASE PRICE PAID TO GROWERS FOR GRAPES CRUSHED AND DELIVERED TO CALIFORNIA PROCESSORS FROM THE 2023 CROP WITH BRIX FACTORS AND PURCHASED TONNAGE, BY TYPE, VARIETY, REPORTING DISTRICT WHERE GROWN, AND WEIGHTED AVERAGE BASE PRICE**

District, Type, and Variety	Base Price	Brix	Tons	District, Type, and Variety	Base Price	Brix	Tons
	Per Ton	Factors			Per Ton	Factors	
	Dollars	Code <sup>1</sup>			Dollars	Code <sup>1</sup>	
<b>DISTRICT 13 (Cont'd)</b>							
French Colombard (Cont'd)	310.00	006500	227.7		290.00	000800	2,335.3
	310.00	007800	643.1		292.00	000600	247.7
	315.00	000100	33,180.0		300.00	000100	802.0
	315.00	000600	1,908.6		300.07	011100	371.0
	315.00	000800	2,484.7		300.44	011300	238.3
	315.00	001000	1,710.4		307.36	011300	1,725.3
	317.00	006500	12,016.9		310.00	000600	1,330.8
	319.50	009300	431.2		325.00	055910	8,989.1
	321.79	009300	2,577.2		344.99	011100	138.3
	325.00	000100	4,493.4		350.00	010700	47.6
	325.00	009670	842.4		350.00	011200	17,424.3
	325.00	010600	1,001.9		350.00	017000	661.2
	325.00	037680	2,604.8		375.00	000100	955.0
	325.00	042050	22,102.1		375.00	055910	7,377.1
	325.59	000100	1,319.7		376.02	010900	802.5
	327.62	005110	1,939.3		400.00	000100	4,474.1
	330.63	000100	1,008.8		425.00	010700	4,983.2
	332.12	000100	1,342.1		500.00	000100	219.2
	340.00	000800	8,991.4	Wtd. Avg. Base & Total Tons	311.67		103,202.5
	342.00	000600	2,787.7	Muscat Orange	500.00	000100	108.5
	342.00	006500	4,562.1		511.56	000100	926.2
	342.00	007800	1,384.3		1,500.00	000100	6.1
	346.34	008650	749.8	Wtd. Avg. Base & Total Tons	516.15		1,040.8
	350.00	000100	1,903.4	Palomino *	250.00	009300	25.4
	350.00	011100	8,448.4	Wtd. Avg. Base & Total Tons	250.00		25.4
	350.00	037680	6,674.9	Pinot Gris *	375.00	000100	22.8
	350.00	042050	27,916.7		425.00	000100	207.5
	365.00	009200	161.7		450.00	000100	681.8
	400.00	000100	768.2		475.00	000100	235.7
	450.00	000100	254.9		475.00	000700	36,802.1
	450.00	008900	118.0		475.00	040350	1,677.7
	505.00	000100	217.4		479.51	000100	7.9
Wtd. Avg. Base & Total Tons	933.92	000100	49.1		481.94	009300	47.3
	316.98		231,518.3		500.00	000100	59.3
Grenache Blanc *	1,300.00	000100	9.3		525.00	000100	666.6
	1,400.00	000100	1.0		525.00	009300	1,990.7
Wtd. Avg. Base & Total Tons	1,309.71		10.3		525.00	013400	1,240.0
Malvasia Bianca	600.00	000100	3.3		550.00	040350	924.8
	650.00	000100	17.6		568.00	000100	145.1
	800.00	000100	27.2		596.67	000100	402.7
Wtd. Avg. Base & Total Tons	731.39		48.1	Wtd. Avg. Base & Total Tons	909.00	000100	51.0
Marsanne	400.00	000100	20.7		482.11		45,163.0
	1,300.00	000100	3.9	Roussanne	400.00	017200	4.4
	1,541.00	007900	5.1	Wtd. Avg. Base & Total Tons	400.00		4.4
Wtd. Avg. Base & Total Tons	714.11		29.7	Sauvignon Blanc *	400.00	010650	605.2
Muscat Blanc *	250.00	000100	240.3		500.00	017200	639.4
	350.00	000100	232.4		550.00	000100	279.4
	400.00	000100	51.0		571.24	001700	272.5
	410.00	001000	1,048.8		754.22	000100	347.8
	415.00	001000	3,519.6		757.50	000100	199.1
	425.00	000100	70.9		800.00	012900	438.1
	437.09	001900	219.0		1,200.00	000100	5.5
	450.00	000100	484.8	Wtd. Avg. Base & Total Tons	588.92		2,787.0
	500.00	000100	21.2	Semillon	400.00	017200	6.5
	500.00	017200	1,396.1	Wtd. Avg. Base & Total Tons	400.00		6.5
	511.56	000100	545.4	Symphony	265.00	000800	2,172.9
	518.84	000100	83.0		375.00	052005	4,136.6
	550.00	000100	512.3	Wtd. Avg. Base & Total Tons	337.12		6,309.5
	650.00	000100	152.5	Triplett Blanc	200.00	001400	2,776.3
Wtd. Avg. Base & Total Tons	443.97		8,577.3		265.00	000800	357.1
Muscat Of Alexandria	260.00	000600	2,143.2	Wtd. Avg. Base & Total Tons	207.41		3,133.4
	260.00	000800	5,482.9	Vermentino *	602.35	000100	4.4
	260.00	006500	1,981.7	Wtd. Avg. Base & Total Tons	602.35		4.4
	265.00	000600	1,666.9				
	265.00	000800	31,104.1				
	267.00	000600	3,971.6				
	267.00	000800	874.5				
	285.00	000100	1,539.5				
	285.00	000800	1,316.1				

**TABLE 8: BASE PRICE PAID TO GROWERS FOR GRAPES CRUSHED AND DELIVERED TO CALIFORNIA PROCESSORS FROM THE 2023 CROP WITH BRIX FACTORS AND PURCHASED TONNAGE, BY TYPE, VARIETY, REPORTING DISTRICT WHERE GROWN, AND WEIGHTED AVERAGE BASE PRICE**

District, Type, and Variety	Base Price	Brix	Tons	District, Type, and Variety	Base Price	Brix	Tons
	Per Ton	Factors			Per Ton	Factors	
	Dollars	Code <sup>1</sup>			Dollars	Code <sup>1</sup>	
<b>DISTRICT 13 (Cont'd)</b>							
Viognier	300.00	001600	17.4		757.50	000100	335.2
	650.00	000100	14.6		855.00	000100	481.4
	1,400.00	000100	3.0		900.00	021200	91.5
Wtd. Avg. Base & Total Tons	540.29		35.0	Wtd. Avg. Base & Total Tons <sup>6</sup>	476.19		34,594.4
White Riesling *	400.00	000100	119.6	Carignane	100.00	001700	13.4
Wtd. Avg. Base & Total Tons	400.00		119.6		300.00	016800	244.0
Other White Wine <sup>4</sup>	225.00	011300	29.7		350.00	000100	587.6
Wtd. Avg. Base & Total Tons	225.00		29.7		656.50	000100	89.9
					702.50	000100	50.5
<b>Wine Grapes (Red)</b>				Wtd. Avg. Base & Total Tons	334.65		2,807.8
Alicante Bouschet *	100.00	001700	22.5	Cinsaut *	400.00	017200	5.5
	225.00	000100	2.9	Wtd. Avg. Base & Total Tons	400.00		5.5
	250.00	000100	116.3	Grenache *	167.00	001000	168.5
	400.00	001400	14.9		236.04	008720	2,188.5
	850.00	000100	2.4		275.00	000900	226.2
Wtd. Avg. Base & Total Tons	251.43		159.0		310.00	006500	5,207.4
Arinarnoa	500.00	017200	575.0		315.00	001000	2,909.1
Wtd. Avg. Base & Total Tons	500.00		575.0		325.00	037680	4,124.3
Barbera	225.00	000100	8.6		340.00	001900	55.5
	225.96	017600	180.3		350.00	000100	28.0
	250.00	002000	213.5		350.00	037680	325.7
	290.00	001900	323.2		365.00	001000	10,947.1
	290.00	002000	2,059.9		375.00	037680	904.7
	290.00	037405	1,589.8		377.97	011300	53.3
	292.00	002200	314.9		385.67	011400	343.2
	300.00	000100	52.0		392.57	011300	223.1
	300.00	002000	1,155.5		400.00	000100	19.1
	300.00	012900	459.0		450.00	000100	23.2
	310.00	002000	3,556.5		650.00	000100	1.4
	315.00	002000	1,165.8		656.50	000100	122.7
	354.93	000100	605.9		805.12	017200	59.6
	365.00	001900	11,387.9		1,100.00	000100	2.1
	365.00	002000	1,644.2		1,300.00	000100	5.6
	375.00	000100	725.2		1,400.00	000100	3.0
	376.82	010900	667.5	Wtd. Avg. Base & Total Tons	334.88		27,941.3
	377.97	011300	103.9	Malbec	342.20	016100	143.1
	382.05	011100	508.4		1,100.00	000100	3.7
	425.00	017000	525.1	Wtd. Avg. Base & Total Tons	361.30		146.8
	500.00	000100	451.7	Merlot	5.00	032510 <sup>5</sup>	430.1
	1,000.00	013100	1.2		350.00	000100	140.1
Wtd. Avg. Base & Total Tons	342.56		27,700.0		375.00	067605	180.8
Cabernet Franc	250.00	001700	96.4		415.00	002300	439.9
	250.00	002600	10.4		415.00	067190	5,317.5
	400.00	000100	5.0		442.00	067190	230.8
	400.00	017200	16.7		460.76	021000	466.0
Wtd. Avg. Base & Total Tons	275.33		128.5		464.47	001900	162.4
Cabernet Sauvignon	5.00	032510 <sup>5</sup>	1,476.5		468.01	019500	175.7
	100.00	001700	19.4		475.00	000100	1,564.8
	150.00	000100	68.3		475.00	052005	680.9
	225.00	000100	1.6		475.00	060905	1,666.4
	350.00	022500	2,216.1		560.00	017200	280.9
	375.00	067605	4,677.6		1,200.00	000100	240.8
	390.00	002600	319.1	Wtd. Avg. Base & Total Tons <sup>6</sup>	457.70		11,977.1
	400.00	002200	1,377.1	Mission *	275.24	011100	607.0
	400.00	002600	1,535.1		450.00	000100	2.7
	415.00	002600	93.2	Wtd. Avg. Base & Total Tons	276.01		609.7
	425.00	000100	914.2	Mourvedre *	1,100.00	000100	3.0
	435.00	000100	2,026.8		1,117.11	017400	36.6
	450.00	000100	1,979.7	Wtd. Avg. Base & Total Tons	1,115.81		39.6
	450.00	064535	6,103.9	Muscat Hamburg *	475.00	000100	58.4
	453.72	001900	101.2		511.56	000100	978.5
	475.00	000100	1,257.1		1,023.00	000100	2.9
	475.00	001900	338.1	Wtd. Avg. Base & Total Tons	510.93		1,039.8
	475.00	064535	475.4	Nebbiolo	201.21	001900	105.5
	550.00	000100	7.1	Wtd. Avg. Base & Total Tons	201.21		105.5
	568.00	000100	260.9				
	600.00	000100	834.0				
	600.00	017200	7,603.9				

**TABLE 8: BASE PRICE PAID TO GROWERS FOR GRAPES CRUSHED AND DELIVERED TO CALIFORNIA PROCESSORS FROM THE 2023 CROP WITH BRIX FACTORS AND PURCHASED TONNAGE, BY TYPE, VARIETY, REPORTING DISTRICT WHERE GROWN, AND WEIGHTED AVERAGE BASE PRICE**

District, Type, and Variety	Base Price	Brix	Tons	District, Type, and Variety	Base Price	Brix	Tons
	Per Ton	Factors			Per Ton	Factors	
	Dollars	Code <sup>1</sup>			Dollars	Code <sup>1</sup>	
<b>DISTRICT 13 (Cont'd)</b>							
Nero D'avola *	3,750.00	000100	2.7		353.50	001900	1,659.1
Wtd. Avg. Base & Total Tons	3,750.00		2.7		400.00	000100	302.7
					429.25	025100	355.1
Petit Verdot	350.00	002600	10.5		485.00	000100	1,510.7
	425.00	000100	621.0		584.59	021000	47.1
	450.00	000100	74.8	Wtd. Avg. Base & Total Tons	291.98		158,808.3
Wtd. Avg. Base & Total Tons	500.00	000100	0.8				
	426.62		707.1	Ruby Cabernet	240.00	002300	669.4
					300.00	000100	983.9
Petite Sirah	425.00	000100	556.2		300.00	017200	2,098.5
	475.00	000100	2.3		310.00	052005	574.3
	500.00	000100	1,274.9		325.00	052005	484.8
	500.00	017200	268.4		335.00	052005	1,082.2
	502.46	024800	212.5		350.00	052005	1,233.8
	508.75	024800	55.1		375.00	052005	155.0
Wtd. Avg. Base & Total Tons	482.79		2,369.4	Wtd. Avg. Base & Total Tons	584.59	021000	254.4
					321.40		7,536.3
Pinot Noir *	300.00	001900	4,028.1				
	315.00	002200	1,207.9	Sangiovese *	225.00	000100	5.3
	400.00	000100	46.6		325.00	000100	1.5
	600.00	000100	1,169.8		350.00	001700	643.2
	600.00	017200	2,351.6	Wtd. Avg. Base & Total Tons	384.14	001900	105.5
	900.00	017400	53.3		353.84		755.5
Wtd. Avg. Base & Total Tons	425.45		8,857.3				
				Souzao	500.00	000100	454.9
Primitivo	201.21	001900	185.6	Wtd. Avg. Base & Total Tons	500.00		454.9
Wtd. Avg. Base & Total Tons	201.21		185.6				
				Syrah *	252.50	001900	166.1
Royalty	505.00	017200	30.2		325.00	000100	303.7
Wtd. Avg. Base & Total Tons	505.00		30.2		350.00	000100	1,821.3
					350.00	063530	587.7
Rubired *	150.00	000100	698.8		350.00	063567	2,086.2
	165.00	000100	1,638.3		390.00	067152	1,277.2
	200.00	000100	17.7		400.00	000100	2,082.7
	250.00	058664	1,750.7		400.00	062417	867.1
	264.00	000100	515.3		417.70	001900	52.6
	264.00	001900	143.7		425.00	000100	2,156.7
	265.00	002300	5,049.5		425.00	060905	182.8
	265.00	058661	434.4		450.00	060905	4,053.4
	269.42	001900	309.1		500.00	000100	2,308.9
	275.00	060401	13,178.0		500.00	024500	3.0
	275.00	060408	66,378.7		649.46	017200	964.7
	275.00	060410	1,076.7	Wtd. Avg. Base & Total Tons	1,100.00	000100	2.8
	280.00	060410	2,909.3		423.85		18,916.9
	290.00	002200	1,914.3	Tannat	425.00	000100	224.8
	290.00	002300	1,077.0		450.00	000100	374.0
	290.00	060453	463.7		500.00	000100	1.6
	290.00	064348	4,256.2	Wtd. Avg. Base & Total Tons	440.77		600.4
	296.10	001900	597.8				
	300.00	000100	288.7	Tempranillo *	500.00	017200	502.0
	300.00	001900	1,778.3		600.00	000100	2.3
	300.00	064348	1,089.4		950.00	000100	4.9
	303.00	001900	8,066.6	Wtd. Avg. Base & Total Tons	1,100.00	000100	2.8
	309.24	001900	362.2		508.04		512.0
	310.00	052005	1,895.9				
	310.00	064348	4,975.4	Teroldego	325.00	060905	747.5
	315.00	001900	582.1		364.54	000100	4.4
	315.00	060452	907.7		500.00	000100	2.4
	315.00	060453	5,372.0		500.00	017200	770.3
	315.00	064348	814.2		950.00	000100	1.4
	317.00	063451	992.8	Wtd. Avg. Base & Total Tons	414.30		1,526.0
	317.00	063800	1,219.2				
	325.00	000100	2,218.8	Touriga Nacional *	500.00	017200	759.1
	325.00	017200	847.1		1,250.00	000100	2.1
	325.00	058664	545.7	Wtd. Avg. Base & Total Tons	502.07		761.2
	325.00	062443	1,854.3				
	328.82	001900	827.2	Valdiguie *	201.21	001900	66.2
	329.25	000100	2,120.5	Wtd. Avg. Base & Total Tons	201.21		66.2
	330.00	001900	1,633.8				
	335.00	048120	1,263.5	Zinfandel	200.00	007600	287.0
	335.00	052005	8,661.9		225.00	000100	185.3
	340.00	001900	1,582.9		250.00	000100	24.9
	350.00	000100	1,497.2		265.00	000400	105.9
	350.00	017200	1,127.0		275.00	005850	732.3

**TABLE 8: BASE PRICE PAID TO GROWERS FOR GRAPES CRUSHED AND DELIVERED TO CALIFORNIA PROCESSORS FROM THE 2023 CROP WITH BRIX FACTORS AND PURCHASED TONNAGE, BY TYPE, VARIETY, REPORTING DISTRICT WHERE GROWN, AND WEIGHTED AVERAGE BASE PRICE**

District, Type, and Variety	Base Price	Brix	Tons	District, Type, and Variety	Base Price	Brix	Tons
	Per Ton	Factors			Per Ton	Factors	
	Dollars	Code <sup>1</sup>			Dollars	Code <sup>1</sup>	
<b>DISTRICT 13 (Cont'd)</b>							
Zinfandel (Cont'd)	280.00	033625	4,353.6	Scarlet	140.00	000100	66.7
	285.00	000400	4,047.0		181.66	000100	1,647.0
	290.00	000400	5,310.2		220.00	000100	235.6
	290.00	005850	123.7	Wtd. Avg. Base & Total Tons	184.87		1,949.3
	300.00	000100	3,728.4	Sugra-52	220.00	000100	839.2
	300.00	036480	6,187.8	Wtd. Avg. Base & Total Tons	220.00		839.2
	301.29	006075	64.8	Sugraone *	181.66	000100	126.5
	306.88	000100	292.5		220.00	000100	882.2
	315.00	005350	7,232.7	Wtd. Avg. Base & Total Tons	215.19		1,008.7
	315.00	006025	2,565.5	Other Table <sup>4</sup>	175.00	001700	181.2
	317.00	006025	5,385.2		180.00	000100	258.7
	322.03	000100	522.1		181.66	000100	1,163.0
	322.76	000600	346.3		220.00	000100	525.6
	325.00	000100	3,794.7	Wtd. Avg. Base & Total Tons	190.36		2,128.5
	325.00	001900	18.6	<b>Wine Grapes (White)</b>			
	325.00	036480	2,160.1	Chardonnay *	464.41	013800	193.7
	327.10	000100	1,194.7		600.00	000100	2,067.6
	330.30	001900	223.6		600.00	017200	15,141.1
	331.58	000100	574.0	Wtd. Avg. Base & Total Tons	598.49		17,402.4
	350.00	000100	66.1	French Colombard	225.00	000100	132.8
	350.00	007600	439.7		250.00	000100	1,283.2
	350.00	034010	2,224.8		285.00	000800	7,744.2
	375.00	000100	20.5		305.00	000800	490.3
	375.00	036480	10,602.9		310.00	000800	2,916.3
	500.00	000100	0.6		315.00	000100	1,914.9
	1,100.00	000100	4.6		325.00	037680	2,042.6
Wtd. Avg. Base & Total Tons	318.08		62,820.1		333.63	001700	371.8
Other Red Wine <sup>4</sup>	100.00	001700	38.8		342.00	000600	860.6
	201.21	000100	47.2		350.00	011100	7,845.7
	214.96	000100	2.9		375.00	000100	1,489.9
	500.00	000100	755.3		400.00	000100	3,957.6
	1,300.00	000100	2.0		404.30	000100	1,098.5
Wtd. Avg. Base & Total Tons	465.91		846.2	Wtd. Avg. Base & Total Tons	330.61		32,148.4
<b>DISTRICT 14</b>							
<b>Raisin Grapes</b>							
Thompson Seedless *	181.66	000100	683.8	Muscat Blanc *	500.00	000100	1,774.8
	220.00	000100	183.4		500.00	017200	14,826.5
	225.00	010700	86.0	Wtd. Avg. Base & Total Tons	500.00		16,601.3
	267.40	001700	187.8	Muscat Of Alexandria	250.00	007600	280.3
Wtd. Avg. Base & Total Tons	205.20		1,141.0		260.00	000800	687.9
<b>Table Grapes</b>					267.00	000800	12,485.2
Autumn King	180.00	000100	695.5		268.00	000600	1,364.6
Wtd. Avg. Base & Total Tons	180.00		695.5		268.00	000800	499.6
Autumn Royal	181.66	000100	977.4		270.00	000600	1,454.5
	220.00	000100	121.5		270.00	000800	2,849.2
Wtd. Avg. Base & Total Tons	185.90		1,098.9		270.29	001900	563.2
Cotton Candy	220.00	000100	432.0		275.00	000800	4,566.0
Wtd. Avg. Base & Total Tons	220.00		432.0		350.00	000100	529.2
Great Green *	181.66	000100	123.9		375.00	000100	900.4
	220.00	000100	517.0	Wtd. Avg. Base & Total Tons	375.00	017000	1,242.2
Wtd. Avg. Base & Total Tons	212.59		640.9		278.63		27,422.3
Ivory *	181.66	000100	2,251.8	Pinot Gris *	450.00	000700	2,206.6
	220.00	000100	1,781.9		525.00	000100	508.0
Wtd. Avg. Base & Total Tons	198.60		4,033.7	Wtd. Avg. Base & Total Tons	501.42		4,304.6
Krissy *	140.00	000100	302.0	Sauvignon Blanc *	400.00	000100	412.6
	181.66	000100	327.4		496.65	001700	155.0
	220.00	000100	485.6		500.00	017200	2,798.5
Wtd. Avg. Base & Total Tons	187.07		1,115.0	Wtd. Avg. Base & Total Tons	499.70		45.3
Luisco	181.66	000100	46.9	Other White Wine <sup>4</sup>	155.00	007600	1,985.7
	220.00	000100	516.8		2,250.00	000100	1.0
Wtd. Avg. Base & Total Tons	216.81		563.7	Wtd. Avg. Base & Total Tons	156.05		1,986.7
Red Globe *	180.00	000100	52.8	<b>Wine Grapes (Red)</b>			
	220.00	000100	315.2	Alicante Bouschet *	1,800.00	017400	1.0
Wtd. Avg. Base & Total Tons	214.26		368.0	Wtd. Avg. Base & Total Tons	1,800.00		1.0

**TABLE 8: BASE PRICE PAID TO GROWERS FOR GRAPES CRUSHED AND DELIVERED TO CALIFORNIA PROCESSORS  
FROM THE 2023 CROP WITH BRIX FACTORS AND PURCHASED TONNAGE, BY TYPE, VARIETY, REPORTING DISTRICT  
WHERE GROWN, AND WEIGHTED AVERAGE BASE PRICE**

District, Type, and Variety	Base Price	Brix	Tons	District, Type, and Variety	Base Price	Brix	Tons
	Per Ton	Factors			Per Ton	Factors	
	Dollars	Code <sup>1</sup>			Dollars	Code <sup>1</sup>	
<b>DISTRICT 14 (Cont'd)</b>				<b>DISTRICT 15</b>			
Barbera	220.00	000100	127.4	Other Red Wine <sup>4</sup>	220.00	000100	3,510.2
	450.00	000100	1,048.3	Wtd. Avg. Base & Total Tons	220.00		3,510.2
	450.00	017200	952.6	<b>Wine Grapes (White)</b>			
Wtd. Avg. Base & Total Tons	436.23		2,128.3	Albarino *	1,800.00	000100	2.0
Cabernet Sauvignon	375.00	067605	6,834.9	Wtd. Avg. Base & Total Tons	1,800.00		2.0
	430.18	001900	196.4	Chardonnay *	1,800.00	000100	1.8
	450.00	064535	1,435.8		2,500.00	021000	2.1
	600.00	000100	1,136.7	Wtd. Avg. Base & Total Tons	2,176.92		3.9
	1,800.00	024500	2.2	French Colombard	2,300.00	000100	2.2
Wtd. Avg. Base & Total Tons	414.29		9,606.0	Wtd. Avg. Base & Total Tons	2,300.00		2.2
Grenache *	275.00	000900	1,140.2	Muscat Blanc *	1,800.00	000100	1.8
	350.00	017200	860.6	Wtd. Avg. Base & Total Tons	1,800.00		1.8
Wtd. Avg. Base & Total Tons	307.26		2,000.8	Palomino *	1,500.00	000100	2.5
Merlot	560.00	000100	5,242.8		1,550.00	000100	29.5
	560.00	017200	3,985.9	Wtd. Avg. Base & Total Tons	1,546.09		32.0
Wtd. Avg. Base & Total Tons	560.00		9,228.7	Other White Wine <sup>4</sup>	1,800.00	000100	1.0
Mourvedre *	1,800.00	024500	0.5	Wtd. Avg. Base & Total Tons	1,800.00		1.0
Wtd. Avg. Base & Total Tons	1,800.00		0.5	<b>Wine Grapes (Red)</b>			
Petite Sirah	425.00	000100	101.2	Alicante Bouschet *	1,000.00	000100	10.5
Wtd. Avg. Base & Total Tons	425.00		101.2		1,800.00	000100	1.0
Pinot Noir *	600.00	000100	1,688.1	Wtd. Avg. Base & Total Tons	1,069.57		11.5
Wtd. Avg. Base & Total Tons	600.00		1,688.1	Cabernet Franc	500.00	000100	1.3
Primitivo	319.67	001900	168.0	Wtd. Avg. Base & Total Tons	500.00		1.3
	1,800.00	020800	1.5	Cabernet Sauvignon	500.00	000100	0.5
Wtd. Avg. Base & Total Tons	332.77		169.5		2,500.00	021000	10.2
Rubired *	265.00	013600	1,395.7		3,500.00	013800	1.2
	268.00	060410	1,373.1	Wtd. Avg. Base & Total Tons	2,516.81		11.9
	275.00	000100	1,026.5	Grenache *	500.00	000100	8.5
	275.00	011300	1,406.6		1,800.00	000100	6.0
	275.00	060401	4,490.5		2,000.00	000100	6.9
	275.00	060408	5,318.9	Wtd. Avg. Base & Total Tons	1,348.13		21.4
	285.00	017200	340.6	Malbec	2,500.00	021000	4.5
	300.00	001900	435.8	Wtd. Avg. Base & Total Tons	2,500.00		4.5
	300.00	017200	195.9	Mencia <sup>3</sup>	1,800.00	000100	0.8
	325.00	046000	644.5	Wtd. Avg. Base & Total Tons	1,800.00		0.8
	325.00	061300	593.4	Merlot	500.00	000100	2.0
	328.18	001900	3,818.0		2,500.00	021000	2.0
	350.00	017200	1,213.2	Wtd. Avg. Base & Total Tons	1,500.00		4.0
	450.00	000100	1,799.5	Mission *	600.00	000100	8.5
	485.00	000100	2,282.2	Wtd. Avg. Base & Total Tons	600.00		8.5
Wtd. Avg. Base & Total Tons	318.51		26,334.4	Mourvedre *	1,000.00	000100	9.3
Ruby Cabernet	300.00	000100	1,361.2		2,000.00	000100	2.4
	310.00	052005	611.2	Wtd. Avg. Base & Total Tons	1,205.13		11.7
	350.00	000100	2,737.4	Petit Verdot	2,500.00	021000	4.0
Wtd. Avg. Base & Total Tons	330.36		4,709.8	Wtd. Avg. Base & Total Tons	2,500.00		4.0
Syrah *	1,800.00	024500	1.3	Pinot Noir *	2,650.00	000100	4.9
Wtd. Avg. Base & Total Tons	1,800.00		1.3	Wtd. Avg. Base & Total Tons	2,650.00		4.9
Tannat	1,800.00	024500	2.0	Sangiovese *	500.00	000100	0.8
Wtd. Avg. Base & Total Tons	1,800.00		2.0	Wtd. Avg. Base & Total Tons	500.00		0.8
Tempranillo *	1,800.00	016100	3.0	Syrah *	500.00	000100	0.5
Wtd. Avg. Base & Total Tons	1,800.00		3.0		1,800.00	000100	3.0
Zinfandel	300.00	000100	4,298.7		2,500.00	021000	2.5
	300.00	009100	462.5		3,000.00	000100	6.9
	318.00	005350	2,841.2	Wtd. Avg. Base & Total Tons	2,527.13		12.9
	325.00	036480	1,945.8				
	350.00	000100	540.3				
	355.44	000600	1,306.0				
	400.00	000100	9,043.4				
	400.00	009100	1,071.7				
Wtd. Avg. Base & Total Tons	356.29		21,509.6				



**TABLE 8: BASE PRICE PAID TO GROWERS FOR GRAPES CRUSHED AND DELIVERED TO CALIFORNIA PROCESSORS  
FROM THE 2023 CROP WITH BRIX FACTORS AND PURCHASED TONNAGE, BY TYPE, VARIETY, REPORTING DISTRICT  
WHERE GROWN, AND WEIGHTED AVERAGE BASE PRICE**

District, Type, and Variety	Base Price	Brix	Tons	District, Type, and Variety	Base Price	Brix	Tons
	Per Ton	Factors			Per Ton	Factors	
	Dollars	Code <sup>1</sup>			Dollars	Code <sup>1</sup>	
<b>DISTRICT 15 (Cont'd)</b>							
Tannat	1,800.00	000100	2.0		2,100.00	000100	3.6
Wtd. Avg. Base & Total Tons	1,800.00		2.0		2,200.00	000100	6.3
					2,300.00	000100	1.9
					2,400.00	000100	22.0
Tempranillo *	1,800.00	000100	1.1		2,400.00	013600	1.5
Wtd. Avg. Base & Total Tons	1,800.00		1.1		2,760.18	020800	17.2
					2,850.00	000100	2.8
Zinfandel	500.00	000100	6.0	Wtd. Avg. Base & Total Tons	2,256.49		81.4
	1,000.00	000100	0.6				
	2,000.00	000100	4.0	Muscat Of Alexandria	2,497.70	000100	1.0
	2,250.00	000100	10.2	Wtd. Avg. Base & Total Tons	2,497.70		1.0
	2,500.00	000100	1.5				
	2,500.00	017400	2.0	Pecorino	2,400.00	000100	28.1
	2,750.00	000100	30.5	Wtd. Avg. Base & Total Tons	2,400.00		28.1
	3,500.00	013800	1.1				
Wtd. Avg. Base & Total Tons	2,343.92		55.9	Pinot Gris *	1,200.00	017400	2.2
					1,375.00	000100	4.7
Other Red Wine <sup>4</sup>	500.00	000100	1.0		1,376.14	000100	1.7
	2,400.00	000100	1.5		1,450.00	000100	4.1
Wtd. Avg. Base & Total Tons	1,640.00		2.5		1,850.00	000100	0.3
					1,992.00	011100	3.5
					2,000.00	000100	17.1
<b>DISTRICT 16</b>							
<b>Wine Grapes (White)</b>							
Albarino *	1,000.00	000100	0.3		2,100.00	000100	3.2
	1,500.00	000100	2.4		2,200.00	013400	4.0
	2,000.00	000100	8.0		2,300.00	000100	1.5
	2,500.00	000100	2.0		2,300.00	017200	2.6
	2,500.00	017400	1.0		2,400.00	000100	7.0
	2,600.00	000100	7.8		2,492.05	017000	10.7
	2,700.00	011300	1.9		2,850.00	000100	3.3
	2,800.00	000100	6.9	Wtd. Avg. Base & Total Tons	2,077.90		65.9
	4,100.00	013100	2.0				
Wtd. Avg. Base & Total Tons	2,487.00		32.3	Roussanne	2,860.88	024500	1.0
				Wtd. Avg. Base & Total Tons	2,860.88		1.0
Ameis	2,237.00	011100	6.1				
	2,400.00	000100	12.9	Sauvignon Blanc *	1,000.00	013600	1.0
Wtd. Avg. Base & Total Tons	2,347.67		19.0		1,450.00	000100	1.6
					1,450.00	024800	2.6
Chardonnay *	1,000.00	000100	0.8		1,500.00	000100	0.5
	1,200.00	000100	5.0		1,600.00	000100	1.5
	1,200.00	011300	3.1		2,000.00	000100	23.5
	1,200.00	017400	3.0		2,000.00	017200	2.3
	1,400.00	017400	1.0		2,069.41	000100	1.7
	1,450.00	000100	20.7		2,100.00	000100	1.7
	1,500.00	024800	2.0		2,200.00	000100	13.1
	1,810.00	018900	5.0		2,300.00	000100	3.5
	2,000.00	000100	2.0		2,300.00	017400	1.0
	2,000.00	015700	1.7		2,500.00	000100	2.0
	2,100.00	000100	6.3		2,649.47	017000	4.3
	2,200.00	000100	5.1		2,700.00	011300	2.8
	2,300.00	000100	6.3		3,000.00	021500	0.5
	2,400.00	000100	10.1	Wtd. Avg. Base & Total Tons	2,099.85		63.6
	2,400.00	013600	2.0				
	2,500.00	000100	5.1	Semillon	2,000.00	000100	0.6
	2,856.86	017100	33.5	Wtd. Avg. Base & Total Tons	2,000.00		0.6
Wtd. Avg. Base & Total Tons	2,142.15		112.7				
Fiano	1,400.00	000100	1.6	Torrontes	2,420.00	000100	0.4
	2,400.00	000100	16.6		2,460.00	000100	0.4
Wtd. Avg. Base & Total Tons	2,312.09		18.2	Wtd. Avg. Base & Total Tons	2,440.00		0.8
Grenache Blanc *	1,200.00	017400	6.0	Verdelho	2,600.00	000100	4.7
	2,000.00	000100	38.4	Wtd. Avg. Base & Total Tons	2,600.00		4.7
	2,650.00	000100	2.6				
Wtd. Avg. Base & Total Tons	1,933.83		47.0	Vermentino *	1,500.00	000100	7.2
					1,800.00	000100	3.4
Malvasia Bianca	1,800.00	011100	4.5		1,950.00	000100	5.6
Wtd. Avg. Base & Total Tons	1,800.00		4.5		2,000.00	000100	10.9
					2,100.00	020800	9.6
Muscat Blanc *	1,000.00	000100	2.4		2,300.00	000100	7.4
	1,458.60	000100	5.0		2,300.00	017000	11.2
	1,900.00	000100	1.3		2,321.94	000100	0.4
	1,900.00	021000	9.3		2,400.00	000100	51.4
	2,000.00	000100	3.6		2,800.00	000100	4.6
	2,000.00	015900	4.5	Wtd. Avg. Base & Total Tons	2,235.89		111.7

**TABLE 8: BASE PRICE PAID TO GROWERS FOR GRAPES CRUSHED AND DELIVERED TO CALIFORNIA PROCESSORS  
FROM THE 2023 CROP WITH BRIX FACTORS AND PURCHASED TONNAGE, BY TYPE, VARIETY, REPORTING DISTRICT  
WHERE GROWN, AND WEIGHTED AVERAGE BASE PRICE**

District, Type, and Variety	Base Price	Brix	Tons	District, Type, and Variety	Base Price	Brix	Tons	
	Per Ton	Factors			Per Ton	Factors		
	Dollars	Code <sup>1</sup>			Dollars	Code <sup>1</sup>		
<b>DISTRICT 16 (Cont'd)</b>				<b>Cabernet Sauvignon</b>				
Viognier	1,200.00	000100	1.2		1,000.00	013600	0.8	
	1,500.00	000100	1.0		1,000.00	021000	0.4	
	1,800.00	000100	1.0		1,200.00	011500	3.0	
	1,850.00	000100	0.4		1,400.00	017400	1.0	
	2,000.00	000100	0.7		1,450.00	000100	8.0	
	2,000.00	013400	2.8		1,500.00	000100	22.2	
	2,000.00	024800	2.0		1,500.00	029300	1.0	
	2,100.00	000100	10.0		1,550.00	000100	2.2	
	2,200.00	000100	2.0		1,575.00	000100	0.6	
	2,300.00	000100	1.5		1,600.00	000100	3.4	
	2,350.00	022000	5.5		1,800.00	000100	20.5	
	2,500.00	000100	1.7		1,800.00	021500	8.7	
	2,735.50	019000	11.1		1,800.00	025300	1.6	
	3,000.00	021500	1.3		1,850.00	020800	0.6	
Wtd. Avg. Base & Total Tons	2,293.11		42.2		1,900.00	000100	6.0	
					2,000.00	000100	39.5	
White Riesling *	1,810.00	016900	3.5		2,000.00	017400	0.4	
	2,000.00	000100	1.3		2,000.00	021200	1.9	
Wtd. Avg. Base & Total Tons	1,861.46		4.8		2,000.00	024500	2.0	
					2,100.00	000100	16.6	
Other White Wine <sup>4</sup>	2,200.00	000100	0.5		2,100.00	025100	1.0	
	2,400.00	000100	1.5		2,104.11	000100	0.8	
	2,600.00	000100	3.1		2,104.22	000100	1.9	
Wtd. Avg. Base & Total Tons	2,501.96		5.1		2,110.07	000100	12.7	
					2,200.00	000100	13.8	
<b>Wine Grapes (Red)</b>					2,200.00	024800	2.6	
Aglianico	1,500.00	000100	0.5		2,250.00	000100	1.1	
	1,600.00	021600	1.7		2,300.00	000100	2.4	
	1,900.00	000100	1.2		2,400.00	000100	3.0	
	2,000.00	000100	1.2		2,400.00	019000	2.6	
	2,700.00	000100	1.4		2,500.00	000100	9.6	
	2,800.00	000100	2.5		2,500.00	021000	11.1	
Wtd. Avg. Base & Total Tons	2,227.06		8.5		2,692.46	000100	3.7	
					2,700.00	000100	48.0	
Alicante Bouschet *	1,800.00	000100	2.0		2,738.87	024500	83.0	
	2,300.00	000100	3.6		2,750.00	000100	12.2	
Wtd. Avg. Base & Total Tons	2,121.43		5.6	Wtd. Avg. Base & Total Tons	3,545.40	000100	0.9	
					2,281.30		350.8	
Barbera	1,968.09	024300	1.4					
	2,000.00	000100	2.5		Carignane	1,200.00	000100	6.3
	2,190.61	000100	0.4			1,200.00	011500	1.9
	2,200.00	000100	8.6			1,200.00	017400	2.5
	2,200.00	017400	1.4			1,400.00	017000	4.1
	2,250.00	000100	3.3			2,000.00	000100	8.5
	2,260.00	000100	2.2	Wtd. Avg. Base & Total Tons	1,527.04		23.3	
	2,260.00	027600	1.5					
	2,700.00	000100	9.8		Carmenere	1,500.00	000100	1.5
	2,800.00	000100	5.3			2,000.00	000100	0.5
	2,895.11	029712	9.2	Wtd. Avg. Base & Total Tons	1,625.00		2.0	
Wtd. Avg. Base & Total Tons	2,507.75		45.6					
					Cinsaut *	1,900.00	000100	2.0
Cabernet Franc	1,200.00	000100	5.2			1,900.00	021000	5.5
	1,200.00	011500	2.2			2,100.00	010700	12.0
	1,450.00	000100	10.1			2,400.00	000100	1.2
	1,775.00	000100	8.2			2,544.39	020800	4.4
	1,810.00	013100	3.0	Wtd. Avg. Base & Total Tons	2,132.48		25.1	
	1,850.00	000100	1.5					
	1,850.00	020800	4.1		Counoise	2,200.00	017000	2.2
	2,000.00	000100	2.5	Wtd. Avg. Base & Total Tons	2,200.00		2.2	
	2,000.00	024500	2.6					
	2,155.00	013100	1.2		Dolcetto	1,500.00	000100	1.0
	2,183.20	000100	3.8	Wtd. Avg. Base & Total Tons	1,500.00		1.0	
	2,200.00	000100	1.8					
	2,200.00	024800	2.1		Grenache *	1,000.00	025100	2.8
	2,250.00	000100	2.8			1,200.00	000100	5.0
	2,300.00	000100	2.0			1,200.00	011300	4.3
	2,300.00	024800	1.5			1,200.00	017400	9.6
	2,350.00	000100	1.9			1,400.00	017000	1.0
	2,400.00	000100	9.0			1,450.00	000100	3.0
	2,500.00	000100	5.5			1,800.00	000100	6.7
	2,700.00	000100	13.8			1,999.55	000100	1.2
	2,782.27	027600	4.4			2,000.00	000100	25.6
	2,800.00	000100	2.7			2,000.00	017200	2.4
Wtd. Avg. Base & Total Tons	2,119.25		91.9			2,100.00	000100	1.5
						2,300.00	025100	1.0

**TABLE 8: BASE PRICE PAID TO GROWERS FOR GRAPES CRUSHED AND DELIVERED TO CALIFORNIA PROCESSORS  
FROM THE 2023 CROP WITH BRIX FACTORS AND PURCHASED TONNAGE, BY TYPE, VARIETY, REPORTING DISTRICT  
WHERE GROWN, AND WEIGHTED AVERAGE BASE PRICE**

District, Type, and Variety	Base Price	Brix	Tons	District, Type, and Variety	Base Price	Brix	Tons
	Per Ton	Factors			Per Ton	Factors	
	Dollars	Code <sup>1</sup>			Dollars	Code <sup>1</sup>	
<b>DISTRICT 16 (Cont'd)</b>							
Grenache * (Cont'd)	2,400.00	000100	2.4	Nebbiolo	2,300.00	000100	1.4
	2,500.00	000100	5.4	Wtd. Avg. Base & Total Tons	2,300.00		1.4
	2,500.00	017400	2.6	Negroamaro	1,140.00	017400	3.8
	2,560.08	024500	8.7	Wtd. Avg. Base & Total Tons	1,140.00		3.8
	2,700.00	000100	5.4	Nero D'avola *	2,700.00	000100	9.8
	2,700.00	021000	2.7	Wtd. Avg. Base & Total Tons	2,700.00		9.8
Wtd. Avg. Base & Total Tons	1,948.55	018900	91.7	Petit Verdot	1,500.00	000100	0.3
Malbec	1,200.00	011500	2.0		1,600.00	000100	0.2
	1,400.00	000100	2.0		1,800.00	021500	3.1
	1,450.00	000100	16.1		2,000.00	000100	1.3
	1,500.00	000100	7.4		2,049.30	026800	0.4
	1,700.00	021000	12.6		2,174.57	000100	1.9
	1,900.00	000100	1.0		2,200.00	024800	1.0
	2,000.00	000100	0.1		2,300.00	017400	1.6
	2,000.00	017200	4.4		2,300.00	021000	1.7
	2,000.00	021000	0.6		2,500.00	000100	0.5
	2,000.00	021200	0.5		2,600.00	000100	1.6
	2,000.00	024500	1.2		2,700.00	000100	4.2
	2,150.00	000100	4.3		2,707.12	024500	0.4
	2,200.00	000100	5.5	Wtd. Avg. Base & Total Tons	2,281.55		18.2
	2,200.00	021000	3.5	Petite Sirah	1,200.00	000100	1.1
	2,250.00	000100	0.6		1,400.00	000100	2.8
	2,250.00	024800	1.6		1,400.00	017400	0.9
	2,300.00	017400	2.1		1,550.00	017400	3.4
	2,400.00	000100	4.8		1,600.00	000100	2.1
	2,567.45	024500	19.3		1,700.00	000100	0.3
	2,600.00	000100	2.7		1,775.00	000100	5.2
	3,250.00	021500	0.9		1,800.00	021500	2.2
Wtd. Avg. Base & Total Tons	2,000.07		93.2		1,900.00	000100	5.6
Merlot	800.00	000100	10.5		2,000.00	000100	34.0
	800.00	025100	0.5		2,000.00	017400	1.0
	1,000.00	000100	0.7		2,000.00	021200	1.9
	1,200.00	000100	8.0		2,074.70	024300	0.8
	1,200.00	011500	1.8		2,100.00	021000	15.4
	1,200.00	017400	3.0		2,200.00	000100	1.8
	1,500.00	000100	1.7		2,200.00	021000	3.6
	1,576.15	000100	5.3		2,250.00	000100	9.2
	1,600.00	000100	2.3		2,300.00	000100	10.2
	1,800.00	000100	7.5		2,400.00	000100	6.0
	1,800.00	024800	1.1		2,400.00	024500	3.8
	1,850.00	000100	1.5		2,700.00	000100	16.8
	1,987.14	000100	2.2		2,750.00	000100	7.5
	2,000.00	000100	17.8		2,939.11	027600	21.8
	2,000.00	013600	1.5	Wtd. Avg. Base & Total Tons	2,267.39		157.4
	2,000.00	024500	0.5	Pinot Noir *	1,450.00	000100	2.9
	2,100.00	024800	2.3		1,500.00	000100	3.9
	2,150.00	026800	0.8	Wtd. Avg. Base & Total Tons	1,478.68		6.8
	2,200.00	000100	2.2	Primitivo	1,500.00	000100	1.9
	2,245.75	000100	2.7		1,559.00	017400	6.0
	2,250.00	000100	4.5		2,700.00	000100	5.4
	2,500.00	000100	0.5	Wtd. Avg. Base & Total Tons	2,013.83		13.3
	2,700.00	000100	24.4	Sagrantino	2,525.00	017400	2.3
	3,034.23	024500	8.9		2,700.00	000100	12.3
Wtd. Avg. Base & Total Tons	1,990.94		112.2	Wtd. Avg. Base & Total Tons	2,672.43		14.6
Montepulciano	1,900.00	000100	5.2	Sangiovese *	1,250.00	000100	1.3
	2,100.00	000100	10.4		1,450.00	000100	1.1
	2,400.00	000100	9.9		1,500.00	000100	4.5
	2,700.00	000100	23.2		1,500.00	021200	1.0
	2,800.00	000100	7.2		1,550.00	017400	3.8
Wtd. Avg. Base & Total Tons	2,473.70		55.9		1,600.00	000100	6.5
Mourvedre *	1,200.00	000100	1.5		1,750.00	000100	13.8
	1,800.00	000100	0.5		1,800.00	000100	3.2
	2,000.00	000100	22.7		2,000.00	000100	25.3
	2,000.00	017400	0.6		2,000.00	017200	2.8
	2,187.47	000100	0.5		2,000.00	017400	3.0
	2,300.00	000100	3.3		2,000.00	024800	3.6
	2,800.00	000100	7.8		2,100.00	000100	1.1
	2,903.87	029125	4.9				
Wtd. Avg. Base & Total Tons	2,250.06		41.8				

**TABLE 8: BASE PRICE PAID TO GROWERS FOR GRAPES CRUSHED AND DELIVERED TO CALIFORNIA PROCESSORS  
FROM THE 2023 CROP WITH BRIX FACTORS AND PURCHASED TONNAGE, BY TYPE, VARIETY, REPORTING DISTRICT  
WHERE GROWN, AND WEIGHTED AVERAGE BASE PRICE**

District, Type, and Variety	Base Price	Brix	Tons	District, Type, and Variety	Base Price	Brix	Tons
	Per Ton	Factors			Per Ton	Factors	
	Dollars	Code <sup>1</sup>			Dollars	Code <sup>1</sup>	
<b>DISTRICT 16 (Cont'd)</b>							
Sangiovese * (Cont'd)	2,150.00	000100	2.3	Tinta Cao	2,400.00	000100	2.3
	2,174.18	000100	1.0	Wtd. Avg. Base & Total Tons	2,400.00		2.3
	2,200.00	000100	8.4				
	2,200.00	011500	0.9	Touriga Nacional *	2,300.00	000100	1.1
	2,260.00	000100	3.8		2,400.00	000100	1.7
	2,300.00	000100	4.2	Wtd. Avg. Base & Total Tons	2,360.71		2.8
	2,600.00	000100	11.0				
	2,700.00	000100	70.9	Zinfandel	500.00	000100	90.0
	2,770.77	024500	12.6		2,000.00	000100	11.6
Wtd. Avg. Base & Total Tons	2,311.39		186.1		2,200.00	000100	7.0
					2,204.00	000100	7.6
Syrah *	500.00	000100	1.0		2,250.00	000100	4.0
	1,000.00	000100	0.4		2,300.00	000100	15.0
	1,000.00	025100	2.2		2,400.00	000100	12.8
	1,200.00	000100	15.9		2,500.00	000100	5.4
	1,200.00	011500	1.9		3,000.00	000100	3.0
	1,200.00	017400	4.0	Wtd. Avg. Base & Total Tons	3,000.63	029717	27.8
	1,450.00	000100	4.6		1,522.74		184.2
	1,500.00	000100	2.1	<b>DISTRICT 17</b>			
	1,500.00	022900	6.8	<b>Wine Grapes (White)</b>			
	1,500.00	027600	2.6	Albarino *	175.00	000100	208.1
	1,600.00	000100	15.0		200.00	000100	23.5
	1,600.00	017400	4.6		250.00	000100	30.1
	1,605.50	000100	0.4		500.00	000100	1.4
	1,650.00	021000	3.0		500.00	001000	153.7
	1,700.00	000100	1.3		642.00	039790	330.1
	1,700.00	021000	8.5		645.00	039790	82.7
	1,750.00	000100	9.5		647.00	042475	596.0
	1,800.00	000100	1.0		650.00	039790	237.0
	1,900.00	000100	1.4		650.00	039820	860.9
	1,950.00	000100	9.0		665.00	039820	958.4
	2,000.00	000100	15.3		670.00	039820	110.0
	2,000.00	013600	1.5		670.00	040790	400.0
	2,000.00	024500	1.8		675.00	039790	359.0
	2,049.75	000100	4.5		725.00	000100	288.6
	2,100.00	000100	3.7		735.00	000100	44.1
	2,150.00	000100	6.8		750.00	010700	75.1
	2,200.00	000100	4.7		900.00	000100	5.6
	2,200.00	021000	4.7		950.00	000100	2.0
	2,250.00	000100	2.9		1,065.70	000100	72.4
	2,400.00	000100	17.1		1,300.00	000100	4.1
	2,450.00	000100	9.8	Wtd. Avg. Base & Total Tons	640.02		4,842.8
	2,500.00	000100	20.4				
	2,600.00	000100	3.3	Chardonnay *	200.00	000100	104.1
	2,700.00	000100	24.5		225.00	000100	1,596.8
	2,755.23	024500	28.8		250.00	000100	145.4
Wtd. Avg. Base & Total Tons	2,088.07		245.0		300.00	002000	148.0
					300.00	045460	541.1
Tannat	2,000.00	000100	1.8		400.00	000100	1.7
	2,002.36	024500	0.9		450.00	000100	964.4
	2,700.00	000100	0.8		465.00	000100	535.5
	3,094.05	024500	1.2		500.00	000100	361.4
Wtd. Avg. Base & Total Tons	2,398.93		4.7		550.00	000100	635.5
					550.00	002000	1,899.7
Tempranillo *	1,500.00	000100	1.2		550.00	058790	240.0
	1,560.00	017000	2.9		565.00	059825	511.8
	1,576.14	000100	3.0		570.00	059590	211.0
	1,600.00	000100	0.4		592.00	059590	353.7
	1,750.00	011000	7.3		600.00	000100	2,481.2
	1,800.00	000100	4.4		600.00	045460	222.7
	1,850.00	000100	1.9		600.00	059590	457.3
	2,000.00	000100	26.2		615.00	059590	1,573.4
	2,200.00	017400	2.1		620.00	059590	1,659.5
	2,250.00	000100	2.9		625.00	000100	1,454.2
	2,291.59	000100	1.8		625.00	056900	97.4
	2,300.00	000100	4.2		625.00	059825	229.5
	2,350.00	000100	8.6		626.48	000100	215.1
	2,400.00	000100	0.6		642.00	059590	1,509.2
	2,450.00	000100	1.0		642.00	059595	695.3
	2,550.00	000100	5.9		650.00	000100	2,019.3
	2,700.00	000100	30.7		650.00	011300	1,149.6
	3,096.17	024500	16.9		650.00	013600	456.0
Wtd. Avg. Base & Total Tons	2,357.32		122.0		650.00	013800	147.8
					650.00	059590	1,013.0

**TABLE 8: BASE PRICE PAID TO GROWERS FOR GRAPES CRUSHED AND DELIVERED TO CALIFORNIA PROCESSORS  
FROM THE 2023 CROP WITH BRIX FACTORS AND PURCHASED TONNAGE, BY TYPE, VARIETY, REPORTING DISTRICT  
WHERE GROWN, AND WEIGHTED AVERAGE BASE PRICE**

District, Type, and Variety	Base Price	Brix	Tons	District, Type, and Variety	Base Price	Brix	Tons
	Per Ton	Factors			Per Ton	Factors	
	Dollars	Code <sup>1</sup>			Dollars	Code <sup>1</sup>	
<b>DISTRICT 17 (Cont'd)</b>							
Chardonnay * (Cont'd)	650.00	059825	689.7	Falaghina Greco <sup>2</sup>	1,400.00	000100	7.9
	667.00	059590	2,232.6		1,450.00	000100	3.3
	667.00	059825	615.0		1,450.00	001400	5.8
	675.00	000100	792.6		1,450.00	009400	2.3
	696.09	007600	501.4	Wtd. Avg. Base & Total Tons	1,429.53		19.3
	697.00	059590	339.5	Fiano	1,015.78	000100	1.5
	700.00	000100	554.9	Wtd. Avg. Base & Total Tons	1,015.78		1.5
	700.00	017000	215.3	French Colombard	400.00	000100	95.6
	703.29	000100	310.5	Wtd. Avg. Base & Total Tons	400.00		95.6
	725.00	000100	557.5	Gewurztraminer	170.00	000100	289.0
	725.00	056900	48.6		250.00	000100	54.7
	733.00	000100	299.3		420.00	039792	244.0
	750.00	000100	3,836.1		450.00	000100	287.0
	800.00	000100	8,204.7		467.00	039790	73.1
	825.00	000100	2,277.9		467.00	039815	763.1
	850.00	000100	582.0		500.00	000100	47.9
	900.00	000100	2,773.1		505.00	000100	250.0
	950.00	000100	1.0		517.00	001300	256.3
	1,000.00	021200	74.7		600.00	001300	915.0
	1,014.75	000100	13.8		620.00	038213	844.7
	1,100.00	000100	192.4		650.00	000100	29.2
	1,250.00	027600	38.1		650.00	039820	850.0
	1,400.00	021200	32.1		800.00	000100	101.6
	1,500.00	013400	2.5		1,100.00	000100	26.7
	1,525.00	026500	0.5		1,300.00	000100	6.4
	1,600.00	000100	3.1		1,950.00	010900	3.3
Wtd. Avg. Base & Total Tons	1,700.00	017200	5.6	Wtd. Avg. Base & Total Tons	542.89		5,042.0
	674.00		48,825.1	Chenin Blanc	417.00	001000	74.2
				Wtd. Avg. Base & Total Tons	417.00		74.2
	400.00	000100	5.8	Muscat Blanc *	395.00	001400	115.5
	400.00	001300	2,305.6		700.00	000100	182.4
	440.00	000100	154.0		880.00	000100	25.5
	450.00	000100	214.1		1,300.00	000100	9.7
	455.70	009400	5.2		1,500.00	000100	9.0
	467.00	038170	372.5		1,500.00	011300	1.0
	467.00	039708	1,087.8	Wtd. Avg. Base & Total Tons	650.98		343.1
	475.00	000100	230.5	Muscat Of Alexandria	150.00	000100	4.6
	500.00	000100	183.5		817.00	059595	90.0
	500.00	007800	362.3	Wtd. Avg. Base & Total Tons	784.57		94.6
	528.29	000100	600.2	Muscat Orange	525.00	000100	51.8
	600.00	000100	24.9	Wtd. Avg. Base & Total Tons	525.00		51.8
	600.00	007800	1,208.7	Pinot Gris *	450.00	000100	78.8
	625.00	007800	267.1		500.00	000100	629.9
	750.00	000100	245.3		517.00	001000	96.9
	775.00	000100	84.2		517.00	038213	175.5
	800.00	000100	74.0		550.00	040350	674.3
	800.00	007800	150.0		597.93	009400	274.3
	820.00	007800	47.4		600.00	000100	4,818.3
	850.00	000100	466.8		600.00	009000	6,371.1
	900.00	000100	24.7		615.00	039715	275.3
	933.17	000100	2.0		615.00	039725	226.9
	1,000.00	000100	45.8		620.00	038213	574.6
	1,000.00	011100	6.1		638.07	007600	130.9
	1,100.00	000100	57.8		640.00	000100	479.0
	1,250.00	000100	10.8		642.54	000100	847.1
	1,300.00	000100	5.0		647.00	038213	721.0
	1,300.00	016800	8.0		650.00	000100	239.6
	1,400.00	000100	7.6		650.00	040350	2,927.1
	1,400.00	009100	3.0		675.00	000100	461.5
	1,450.00	000100	3.4		675.00	039715	433.8
	1,500.00	000100	2.1		867.00	048800	184.4
	1,500.00	017000	3.1		1,117.00	050350	443.8
	1,600.00	000100	16.9		1,200.00	000100	3.3
	1,600.00	010900	3.0		1,200.00	017000	2.0
	1,600.00	011100	4.0		1,250.00	000100	8.3
	1,850.00	000100	4.2	Wtd. Avg. Base & Total Tons	1,300.00	000100	17.0
Wtd. Avg. Base & Total Tons	1,950.00	009100	1.0		1,325.00	000100	15.0
	540.96		8,298.4				
Cortese	1,450.00	000100	2.5				
	1,450.00	001400	5.9				
Wtd. Avg. Base & Total Tons	1,450.00	009400	2.5				
	1,450.00		10.9				

**TABLE 8: BASE PRICE PAID TO GROWERS FOR GRAPES CRUSHED AND DELIVERED TO CALIFORNIA PROCESSORS FROM THE 2023 CROP WITH BRIX FACTORS AND PURCHASED TONNAGE, BY TYPE, VARIETY, REPORTING DISTRICT WHERE GROWN, AND WEIGHTED AVERAGE BASE PRICE**

District, Type, and Variety	Base Price	Brix	Tons	District, Type, and Variety	Base Price	Brix	Tons
	Per Ton	Factors			Per Ton	Factors	
	Dollars	Code <sup>1</sup>			Dollars	Code <sup>1</sup>	
<b>DISTRICT 17 (Cont'd)</b>							
Pinot Gris * (Cont'd)	1,500.00	000100	5.2		567.00	070454	617.7
	1,650.00	000100	5.0		600.00	070454	846.0
Wtd. Avg. Base & Total Tons	624.94		21,119.9		620.00	070454	649.8
					650.00	000100	33.8
Sauvignon Blanc *	150.00	000100	49.2		667.00	070454	253.1
	175.00	000100	69.1		675.00	069478	437.4
	190.36	000100	103.7		975.00	000100	4.0
	225.00	000100	323.5		1,000.00	000100	21.2
	250.00	013100	365.5		1,250.00	027600	5.4
	300.00	000100	79.5	Wtd. Avg. Base & Total Tons	1,500.00	013400	3.4
	350.00	000100	576.4		616.50		2,958.5
	400.00	000100	6.2	White Riesling *	250.00	000100	192.2
	450.00	000100	132.6		250.00	001600	394.2
	500.00	000100	921.6		500.00	000100	776.1
	525.00	000100	1,380.9		525.00	000100	65.1
	537.77	000100	90.8		637.15	013100	164.3
	540.00	038203	645.8		650.00	001000	200.0
	540.00	039708	600.0		650.00	038213	2,394.9
	545.00	037435	1,380.4		667.00	038213	275.0
	545.00	038219	377.3		750.00	000100	267.1
	545.00	039708	1,304.0		850.00	000100	3.4
	550.00	038203	416.0	Wtd. Avg. Base & Total Tons	580.44		4,732.3
	550.00	039708	600.0	Other White Wine <sup>4</sup>	400.00	009100	8.7
	567.00	000600	344.0		1,450.00	001400	4.5
	574.23	011100	172.4	Wtd. Avg. Base & Total Tons	757.95		13.2
	575.00	000600	266.2	<b>Wine Grapes (Red)</b>			
	575.00	009350	297.5	Aglianico	1,250.00	027600	7.8
	587.92	011100	278.7		1,400.00	000100	10.7
	592.00	037437	633.0		2,100.00	000100	1.2
	597.52	017000	357.4	Wtd. Avg. Base & Total Tons	1,383.25		19.7
	600.00	000100	1,193.8	Alicante Bouschet *	1,700.00	000100	1.8
	600.00	010700	285.2		1,750.00	000100	2.0
	600.00	011100	803.7	Wtd. Avg. Base & Total Tons	1,726.32		3.8
	600.00	041500	25.3	Barbera	561.87	000100	0.4
	600.00	041700	63.4		1,250.00	027600	7.5
	617.00	037433	1,380.0		1,550.00	020600	3.9
	617.00	037435	791.1	Wtd. Avg. Base & Total Tons	1,325.83		11.8
	625.00	000100	882.8	Cabernet Franc	500.00	000100	2.7
	640.00	039792	862.0		650.00	000100	4.0
	650.00	000100	47.1		837.79	011420	5.3
	675.00	000100	948.0		1,250.00	000100	1.9
	700.00	000100	195.8	Wtd. Avg. Base & Total Tons	1,600.00	000100	10.2
	800.00	000100	350.4		1,700.00	020800	4.3
	900.00	000100	187.7	Wtd. Avg. Base & Total Tons	1,211.10		28.4
	900.00	013600	18.5	Cabernet Sauvignon	561.87	000100	2.6
	1,000.00	017000	231.7		650.00	000100	88.2
	1,300.00	011100	3.3		925.00	000100	278.5
	1,500.00	000100	3.1		1,250.00	027600	47.3
	1,520.00	000100	2.9		1,700.00	021000	4.2
	1,550.00	000100	6.3		1,750.00	017200	1.9
	1,600.00	000100	3.5	Wtd. Avg. Base & Total Tons	913.16		422.7
Wtd. Avg. Base & Total Tons	568.17		20,057.3	Carignane	561.87	000100	0.9
Semillon	450.00	000100	263.7	Wtd. Avg. Base & Total Tons	561.87		0.9
	567.00	037450	235.9	Cinsaut *	2,000.00	000100	3.3
Wtd. Avg. Base & Total Tons	505.24		499.6	Wtd. Avg. Base & Total Tons	2,000.00		3.3
Symphony	400.00	000100	3.0	Graciano	561.87	000100	1.1
	933.17	000100	1.0	Wtd. Avg. Base & Total Tons	561.87		1.1
Wtd. Avg. Base & Total Tons	533.29		4.0	Grenache *	561.87	000100	2.8
Torrontes	1,750.00	000100	1.6		1,250.00	000100	14.9
Wtd. Avg. Base & Total Tons	1,750.00		1.6		1,250.00	027600	9.9
Verdejo	1,250.00	000100	2.1		1,675.00	000100	0.9
	1,300.00	000100	3.7		1,740.00	017000	3.2
Wtd. Avg. Base & Total Tons	1,281.90		5.8				
Verdelho	417.00	001000	259.9				
Wtd. Avg. Base & Total Tons	417.00		259.9				
Viognier	250.00	000100	12.5				
	500.00	000100	0.7				
	500.00	070435	73.5				

**TABLE 8: BASE PRICE PAID TO GROWERS FOR GRAPES CRUSHED AND DELIVERED TO CALIFORNIA PROCESSORS  
FROM THE 2023 CROP WITH BRIX FACTORS AND PURCHASED TONNAGE, BY TYPE, VARIETY, REPORTING DISTRICT  
WHERE GROWN, AND WEIGHTED AVERAGE BASE PRICE**

District, Type, and Variety	Base Price	Brix	Tons	District, Type, and Variety	Base Price	Brix	Tons
	Per Ton	Factors			Per Ton	Factors	
	Dollars	Code <sup>1</sup>			Dollars	Code <sup>1</sup>	
<b>DISTRICT 17 (Cont'd)</b>				<b>Pinot Noir *</b>			
Grenache * (Cont'd)	1,950.00	000100	2.7		200.00	000100	282.8
	2,450.00	000100	3.3		250.00	000100	17.4
Wtd. Avg. Base & Total Tons	1,405.80		37.7		300.00	000100	45.0
					375.00	000100	266.8
Malbec	650.00	000100	1.2		404.00	018100	122.6
	1,250.00	027600	99.8		450.00	000100	103.7
	1,400.00	000100	25.0		450.00	018100	121.7
	1,460.39	000100	25.1		500.00	000100	142.2
	1,650.00	014000	1.5		550.00	000100	120.6
	1,750.00	000100	2.1		550.00	067406	172.2
	2,100.00	017200	3.2		550.00	067421	1,198.2
Wtd. Avg. Base & Total Tons	1,330.31		157.9		565.00	067607	1,100.2
					567.00	067406	198.8
Merlot	200.00	000100	62.1		567.00	067607	1,130.7
	500.00	000100	62.5		570.00	067605	267.8
	550.00	064535	453.4		575.00	000100	18.7
	575.00	000100	274.2		575.00	067605	1,425.2
	600.00	064535	535.4		575.00	067607	797.4
	650.00	000100	118.6		592.00	067606	960.0
	693.14	000100	473.2		598.01	000100	1,004.7
	800.00	000100	889.0		600.00	000100	1,687.2
	1,175.00	024500	2.7		600.00	048850	517.4
	1,200.00	021000	132.6		600.00	064535	300.1
	1,600.00	000100	9.1		617.00	067606	80.0
Wtd. Avg. Base & Total Tons	685.44		3,012.8		624.25	000100	36.8
					625.00	067606	1,028.6
Mourvedre *	561.87	000100	1.0		625.00	067607	958.3
Wtd. Avg. Base & Total Tons	561.87		1.0		650.00	000100	2,869.1
					650.00	064535	257.3
Nebbiolo	1,250.00	027600	8.5		655.00	000100	351.3
	1,750.00	020700	1.0		675.00	064535	757.4
	2,200.00	011300	6.2		686.00	000100	437.3
	2,450.00	024500	2.1		697.00	067607	519.3
Wtd. Avg. Base & Total Tons	1,750.56		17.8		700.00	000100	1,403.7
					700.00	020800	919.9
Petit Verdot	650.00	000100	1.0		700.00	021200	825.0
	1,250.00	000100	3.2		700.00	021500	500.9
	1,250.00	027600	1.6		700.00	025100	152.6
	1,600.00	000100	5.1		701.36	000100	744.0
	1,700.00	021000	1.9		725.00	000100	382.3
	2,200.00	017200	2.9		750.00	000100	1,434.6
Wtd. Avg. Base & Total Tons	1,555.41		15.7		800.00	000100	182.5
					820.00	000100	452.6
Petite Sirah	150.00	000100	7.0		850.00	000100	2.0
	350.00	067907	130.8		875.00	000100	1,001.4
	400.00	000100	379.8		900.00	000100	494.0
	470.00	000100	154.0		950.00	000100	126.7
	500.00	000100	95.2		985.00	000100	279.1
	561.87	000100	0.4		1,000.00	000100	529.1
	575.00	000100	187.1		1,050.00	000100	116.2
	650.00	000100	2.9		1,184.21	025450	1.9
	650.00	067930	350.0		1,250.00	000100	37.9
	650.00	067947	1,145.6		1,500.00	000100	46.6
	660.00	067607	543.8		1,500.00	020800	2.2
	665.91	000100	43.9		1,600.00	000100	56.0
	675.00	000100	66.9		1,650.00	021000	10.8
	700.00	000100	300.4		2,000.00	013100	3.0
	725.00	000100	248.9		2,164.00	021000	1.1
	750.00	000100	290.7		2,225.00	000100	3.4
	800.00	000100	44.6		2,450.00	024500	6.0
	875.00	000100	764.1	Wtd. Avg. Base & Total Tons	659.66		29,012.3
	879.62	000100	403.0				
	900.00	000100	345.3	Primitivo	650.00	000100	1.7
	900.00	021500	16.4	Wtd. Avg. Base & Total Tons	650.00		1.7
	1,000.00	000100	24.2				
	1,100.00	000100	22.7	Sagrantino	3,000.00	000100	5.0
	1,250.00	027600	24.1	Wtd. Avg. Base & Total Tons	3,000.00		5.0
	1,600.00	000100	43.9				
	1,700.00	021000	2.0	Sangiovese *	500.00	000100	3.4
	2,100.00	017200	3.7	Wtd. Avg. Base & Total Tons	1,800.00	000100	4.2
Wtd. Avg. Base & Total Tons	706.85		5,641.4		1,218.42		7.6
				Syrah *	1,250.00	027600	29.9
				Wtd. Avg. Base & Total Tons	1,250.00		29.9

**TABLE 8: BASE PRICE PAID TO GROWERS FOR GRAPES CRUSHED AND DELIVERED TO CALIFORNIA PROCESSORS FROM THE 2023 CROP WITH BRIX FACTORS AND PURCHASED TONNAGE, BY TYPE, VARIETY, REPORTING DISTRICT WHERE GROWN, AND WEIGHTED AVERAGE BASE PRICE**

District, Type, and Variety	Base Price Per Ton	Brix Factors	Tons
	Dollars	Code <sup>1</sup>	
<b>DISTRICT 17 (Cont'd)</b>			
Tannat	1,250.00	027600	82.4
	1,450.00	024300	2.7
	1,650.00	017600	1.0
	1,750.00	000100	1.6
	1,900.00	000100	1.6
	Wtd. Avg. Base & Total Tons	1,281.13	
Tempranillo *	561.87	000100	4.2
	1,250.00	027600	53.8
	1,750.00	000100	1.5
	1,950.00	000100	2.0
	1,950.00	021000	1.3
	Wtd. Avg. Base & Total Tons	1,308.60	
Teroldego	1,250.00	027600	46.3
	1,450.00	000100	10.5
	1,600.00	000100	4.1
	1,650.00	000100	3.1
	1,675.00	000100	1.6
	Wtd. Avg. Base & Total Tons	1,394.14	
Valdigue *	500.00	000100	10.2
	500.00	007600	92.4
	600.00	000100	10.3
	1,600.00	000100	4.0
	2,300.00	000100	6.0
	Wtd. Avg. Base & Total Tons	632.06	
Zinfandel	300.00	000100	561.8
	350.00	009100	345.2
	500.00	000100	1.0
	Wtd. Avg. Base & Total Tons	319.23	

\* Synonyms for variety names are shown on Page 9.

<sup>1</sup> See code descriptions in Table 8 - Supplement: 2023 Brix Adjustment Factors.

<sup>2</sup> This variety was included in Other White Wine in 2022.

<sup>3</sup> This variety was included in Other Red Wine in 2022.

<sup>4</sup> Other categories include minor and mixed varieties.

<sup>5</sup> Price basis per degree brix.

<sup>6</sup> Weighted average base price excludes any per degree brix contracts.



**TABLE 8 - SUPPLEMENT: 2023 BRIX ADJUSTMENT FACTORS**

The following Brix adjustment factors are on a per degree Brix basis and are normally calculated to a tenth of a degree, and are cumulative unless otherwise indicated. Most processors, however, indicate maximum and/or minimum Brix acceptance limits. Grapes testing above or below these limits may be subject to price renegotiation, acceptance for use other than for table wine, or rejection by the processors. Discounts for high sugar apply to both base price and bonus unless otherwise stated. There are factors other than Brix, such as material other than grapes (MOG), defects, weight loss in late harvest grapes, and sugar/acid ratios that affect grape prices. These were not considered in this presentation, unless otherwise stated, but were considered in arriving at weighted average prices.

Category	Code	Description	Category	Code	Description
NO BASE	000100	No max. or min.	NO BASE	010110	Acceptable limits 19.5-24
	000400	Min. acceptance 16		010600	Acceptable limits 20-21
	000600	Min. acceptance 17		010650	Acceptable limits 20-21.5
	000700	Min. acceptance 17.5		010700	Acceptable limits 20-22
	000800	Min. acceptance 18		010800	Acceptable limits 20-22.5
	000900	Min. acceptance 18.5		010900	Acceptable limits 20-23
	001000	Min. acceptance 19		011000	Acceptable limits 20-23.5
	001300	Min. acceptance 19.5		011100	Acceptable limits 20-24
	001400	Min. acceptance 20		011200	Acceptable limits 20-24.5
	001600	Min. acceptance 20.5		011300	Acceptable limits 20-25
	001700	Min. acceptance 21		011400	Acceptable limits 20-26
	001800	Min. acceptance 21.5		011420	Acceptable limits 20-26.2
	001900	Min. acceptance 22		011500	Acceptable limits 20-27
	002000	Min. acceptance 22.5		011600	Acceptable limits 20-28
	002200	Min. acceptance 23		011650	Acceptable limits 20-28.5
	002300	Min. acceptance 23.5		011800	Acceptable limits 20-30
	002600	Min. acceptance 24		012200	Acceptable limits 20.5-22
	002900	Min. acceptance 24.5		012300	Acceptable limits 20.5-22.5
	003100	Min. acceptance 25		012550	Acceptable limits 20.5-24
	003200	Min. acceptance 26		012610	Acceptable limits 20.5-25
	003650	Min. acceptance 30		012900	Acceptable limits 21-22
	004050	Max. acceptance 24		013000	Acceptable limits 21-22.5
	004200	Max. acceptance 25		013100	Acceptable limits 21-23
	004210	Max. acceptance 26		013200	Acceptable limits 21-23.5
	004255	Max. acceptance 27		013250	Acceptable limits 21-23.7
	004265	Max. acceptance 28		013400	Acceptable limits 21-24
	004340	Acceptable limits 12-20		013500	Acceptable limits 21-24.5
	004500	Acceptable limits 14-17		013600	Acceptable limits 21-25
	004900	Acceptable limits 15-18		013800	Acceptable limits 21-26
	005110	Acceptable limits 15.5-19		014000	Acceptable limits 21-27
	005350	Acceptable limits 16-18		014100	Acceptable limits 21-28
	005400	Acceptable limits 16-19		014400	Acceptable limits 21-29
	005700	Acceptable limits 16-22		014500	Acceptable limits 21-30
	005850	Acceptable limits 16-40		015300	Acceptable limits 21.5-23
	006025	Acceptable limits 16.5-18		015500	Acceptable limits 21.5-23.5
	006075	Acceptable limits 16.5-20		015700	Acceptable limits 21.5-24
	006300	Acceptable limits 17-19		015800	Acceptable limits 21.5-24.5
	006400	Acceptable limits 17-20		015900	Acceptable limits 21.5-25
	006500	Acceptable limits 17-21		016000	Acceptable limits 21.5-25.5
	006650	Acceptable limits 17-22		016100	Acceptable limits 21.5-26
	006800	Acceptable limits 17-23		016335	Acceptable limits 21.5-28
	006890	Acceptable limits 17-32		016800	Acceptable limits 22-23
	007050	Acceptable limits 17.5-19		016900	Acceptable limits 22-23.5
	007550	Acceptable limits 18-19.5		016980	Acceptable limits 22-23.8
	007600	Acceptable limits 18-20		017000	Acceptable limits 22-24
	007800	Acceptable limits 18-21		017100	Acceptable limits 22-24.5
	007900	Acceptable limits 18-22		017200	Acceptable limits 22-25
008000	Acceptable limits 18-23	017300	Acceptable limits 22-25.5		
008100	Acceptable limits 18-24	017400	Acceptable limits 22-26		
008200	Acceptable limits 18-25	017500	Acceptable limits 22-26.5		
008300	Acceptable limits 18-26	017600	Acceptable limits 22-27		
008303	Acceptable limits 18-28	017800	Acceptable limits 22-28		
008390	Acceptable limits 18.5-20	017900	Acceptable limits 22-29		
008400	Acceptable limits 18.5-20.5	018000	Acceptable limits 22-30		
008550	Acceptable limits 18.5-21.5	018050	Acceptable limits 22-32		
008650	Acceptable limits 18.5-23	018100	Acceptable limits 22-35		
008720	Acceptable limits 18.5-24.0	018900	Acceptable limits 22.5-24		
008780	Acceptable limits 18.5-27	019000	Acceptable limits 22.5-24.5		
008900	Acceptable limits 19-20	019100	Acceptable limits 22.5-25		
009000	Acceptable limits 19-21	019200	Acceptable limits 22.5-25.5		
009100	Acceptable limits 19-22	019300	Acceptable limits 22.5-26		
009200	Acceptable limits 19-22.5	019400	Acceptable limits 22.5-26.5		
009300	Acceptable limits 19-23	019500	Acceptable limits 22.5-27		
009350	Acceptable limits 19-23.5	019600	Acceptable limits 22.5-28		
009400	Acceptable limits 19-24	019650	Acceptable limits 22.5-29		
009500	Acceptable limits 19-25	019700	Acceptable limits 22.5-30		
009520	Acceptable limits 19-26	020400	Acceptable limits 22.8-26		
009548	Acceptable limits 19-31	020600	Acceptable limits 23-24		
009670	Acceptable limits 19.5-21	020700	Acceptable limits 23-24.5		
009900	Acceptable limits 19.5-22.5	020800	Acceptable limits 23-25		

**TABLE 8 - SUPPLEMENT: 2023 BRIX ADJUSTMENT FACTORS**

The following Brix adjustment factors are on a per degree Brix basis and are normally calculated to a tenth of a degree, and are cumulative unless otherwise indicated. Most processors, however, indicate maximum and/or minimum Brix acceptance limits. Grapes testing above or below these limits may be subject to price renegotiation, acceptance for use other than for table wine, or rejection by the processors. Discounts for high sugar apply to both base price and bonus unless otherwise stated. There are factors other than Brix, such as material other than grapes (MOG), defects, weight loss in late harvest grapes, and sugar/acid ratios that affect grape prices. These were not considered in this presentation, unless otherwise stated, but were considered in arriving at weighted average prices.

Category	Code	Description	Category	Code	Description
NO BASE	020900	Acceptable limits 23-25.5	16.5 BRIX	033625	-10% below, +10% above to 17.5, min. 15.5
	021000	Acceptable limits 23-26	17-19 BRIX	034010	No premium; -10% below, acceptable limits 16-21
	021100	Acceptable limits 23-26.5	17-20 BRIX	034050	No premium; -10% below
	021200	Acceptable limits 23-27	18-27 BRIX	036480	No premium; -10% above or below
	021300	Acceptable limits 23-27.5	18.5-19.5 BRIX	036590	No premium; -10% below
	021500	Acceptable limits 23-28	19 BRIX	037405	+\$20 above
	021600	Acceptable limits 23-29	19-20 BRIX	037433	No premium; -10% below, min. 18
	021800	Acceptable limits 23-30	19-21 BRIX	037435	No premium; -10% below
	021950	Acceptable limits 23-34		037437	No premium; -10% below, min. 18
	022000	Acceptable limits 23-35	19-22 BRIX	037450	No premium; -10% below
	022100	Acceptable limits 23-36		037655	No premium; -10% below, min. 18.5
	022500	Acceptable limits 23.5-24	19-27 BRIX	037680	No premium; -10% above or below
	022600	Acceptable limits 23.5-24.5	19.5-20.5 BRIX	037780	No premium; -10% below, min. 19
	022700	Acceptable limits 23.5-25	19.5-21 BRIX	038170	No premium; -10% below, min. 19
	022800	Acceptable limits 23.5-25.5	19.5-21.5 BRIX	038203	No premium; -10% below, min. 19
	022900	Acceptable limits 23.5-26	19.5-22 BRIX	038213	No premium; -10% below, min. 19
	023000	Acceptable limits 23.5-26.5	19.5-22.5 BRIX	038219	No premium; -10% below, min. 19
	023100	Acceptable limits 23.5-27	20 BRIX	038700	No premium; -10% below
	023200	Acceptable limits 23.5-27.5	20-21 BRIX	039708	No premium; -10% below, min. 19
	023400	Acceptable limits 23.5-28	20-21.5 BRIX	039715	No premium; -10% below, min. 19
	023500	Acceptable limits 23.5-28.5		039720	No premium; -10% below, min. 19.5
	024300	Acceptable limits 24-25		039725	No premium; -10% below
	024400	Acceptable limits 24-25.5	20-22 BRIX	039785	No premium; -10% below
	024500	Acceptable limits 24-26		039790	No premium; -10% below, min. 19
	024600	Acceptable limits 24-26.5		039792	No premium; -10% below, min. 19.5
	024680	Acceptable limits 24-24.8	20-22.5 BRIX	039815	No premium; -10% below, min. 19
	024800	Acceptable limits 24-27		039820	No premium; -10% below, min. 19.5
	025000	Acceptable limits 24-27.5	20.5 BRIX	040295	No premium; -5% below
	025100	Acceptable limits 24-28		040350	No premium; -10% above or below, acceptable limits 19-27
	025150	Acceptable limits 24-28.5	20.5-21.5 BRIX	040490	No premium; -10% below
	025300	Acceptable limits 24-29	20.5-22.5 BRIX	040790	No premium; -10% below, min. 19.5
	025400	Acceptable limits 24-30		040795	No premium; -10% below, acceptable limits 20-23
	025450	Acceptable limits 24-32	21 BRIX	041500	No premium; -5% below
	026000	Acceptable limits 24.2-24.4		041700	No premium; -10% below
	026500	Acceptable limits 24.5-25.5		042050	No premium; -10% above or below, acceptable limits 19-27
	026700	Acceptable limits 24.5-26	21-22 BRIX	042475	No premium; -10% below, min. 20
	026800	Acceptable limits 24.5-26.5	21-23 BRIX	042790	No premium; -10% below, min. 20
	026900	Acceptable limits 24.5-27	21-25 BRIX	043690	No premium; -15% above
	027100	Acceptable limits 24.5-28	21-27 BRIX	043720	No premium; -10% above or below
	027500	Acceptable limits 25-26	21.5 BRIX	043900	No premium; -10% below
	027560	Acceptable limits 25-26.5	21.5-24 BRIX	045250	No premium; -10% below
	027600	Acceptable limits 25-27	21.5-27 BRIX	045460	No premium; -10% above or below
	027700	Acceptable limits 25-27.5	22 BRIX	045600	No premium; -5% below
	027800	Acceptable limits 25-28		046000	No premium; -10% below
	028000	Acceptable limits 25-29		048120	+10% above, max \$25
	028100	Acceptable limits 25-30	22-23 BRIX	048440	No premium; -10% below, min. 21
	028200	Acceptable limits 25-31	22-24 BRIX	048600	No premium; -10% below
	028300	Acceptable limits 25-32		048700	No premium; -10% below, min. 20
	028400	Acceptable limits 25-35		048800	No premium; -10% below, min. 21
	028800	Acceptable limits 25.5-27		048850	No premium; -10% below, min. 21.5
028820	Acceptable limits 25.5-27.5		049020	No premium; -10% above, acceptable limits 21-26	
028840	Acceptable limits 25.5-28.5		049030	No premium; -10% above, acceptable limits 22-26	
029000	Acceptable limits 26-26.5	22-24.5 BRIX	050200	No premium; -10% below	
029050	Acceptable limits 26-27		050350	No premium; -10% below, min. 21.5	
029100	Acceptable limits 26-27.5	22-27 BRIX	052005	No premium; -10% above or below	
029125	Acceptable limits 26-28	22.5-23.5 BRIX	054496	No premium; -10% below, min. 22	
029200	Acceptable limits 26-29	22.5-24 BRIX	054650	No premium; -10% below, min. 22	
029300	Acceptable limits 26-30	22.5-27 BRIX	055910	No premium; -10% above or below	
029500	Acceptable limits 26-32	23 BRIX	056900	No premium; -10% below	
029600	Acceptable limits 26-35		058661	+\$5 sugar bonus and +\$10 sugar premium	
029620	Acceptable limits 26-40		058664	+10% above, max. \$25	
029712	Acceptable limits 26.5-27.5		058669	+12.5% above	
029717	Acceptable limits 26.5-28.5		058686	+10% above to 26	
029800	Acceptable limits 27-29	23-24 BRIX	058778	No premium; -5% above	
030000	Acceptable limits 27-31		058790	No premium; -10% below, min. 22.5	
030050	Acceptable limits 27-32	21-25 BRIX	058950	No premium; base 23-24, -15% below	
030400	Acceptable limits 28-32	23-24 BRIX	059521	+5% above, -10% below, min. 22.5	
030850	Acceptable limits 30-32	23-24.5 BRIX	059590	No premium; -10% below	
031120	Acceptable limits 31-42		059593	No premium; -10% below, min. 22	
SPECIAL CLASS	032510	Base 24-25.5, per degree brix, min 23		059595	No premium; -10% below, min. 22.5

**TABLE 8 - SUPPLEMENT: 2023 BRIX ADJUSTMENT FACTORS**

The following Brix adjustment factors are on a per degree Brix basis and are normally calculated to a tenth of a degree, and are cumulative unless otherwise indicated. Most processors, however, indicate maximum and/or minimum Brix acceptance limits. Grapes testing above or below these limits may be subject to price renegotiation, acceptance for use other than for table wine, or rejection by the processors. Discounts for high sugar apply to both base price and bonus unless otherwise stated. There are factors other than Brix, such as material other than grapes (MOG), defects, weight loss in late harvest grapes, and sugar/acid ratios that affect grape prices. These were not considered in this presentation, unless otherwise stated, but were considered in arriving at weighted average prices.

Category	Code	Description	Category	Code	Description	
23-25 BRIX	059691	No premium; -2% above	26 BRIX	070536	+\$400 above	
	059696	No premium; -5% above		070549	+5% above	
	059700	No premium; -10% below		070550	+10% above	
	059825	No premium; -10% below, min. 22.5	26.5 BRIX	070555	No premium; -10% below	
	060401	+5% above to 26, -10% below, min. 22.5	27 BRIX	070599	+5% above	
	060408	+5% above, -10% below, min. 22.5	070635	+4% above		
	060410	+\$10 above to 25.5	28.0 BRIX	070738	+\$400 above, min. 26	
	23-25.5 BRIX	060452	+5% above			
		060453	+5% above to 26			
	23-26 BRIX	060755	No premium; -\$700/ton brix below			
23-27 BRIX	060905	No premium; -10% above or below				
23.5 BRIX	061300	No premium; -10% below				
	062417	+10% above to 24.25, -10% below, acceptable limits 23-26				
	062443	+\$25 sugar bonus and +\$15 sugar premium				
23.5-24 BRIX	062525	No premium; -10% below				
23.5-24.5 BRIX	063451	+\$10 above, min. 23				
23.5-25 BRIX	063530	+5% above, -10% below				
	063550	+5% above to 26, min. 23				
	063567	+5% above to 26.5, -10% below				
	063600	No premium; -10% below				
	063800	No premium; -10% below, min. 23.0				
23.5-25.5 BRIX	064172	No premium; -10% below, min. 22.5				
	064180	No premium; -10% below, acceptable limits 22.5-26				
	064348	+5% above, min 23				
	064535	No premium; -10% above or below				
23.5-27 BRIX	064603	+10% above				
24 BRIX	064800	No premium; -10% below				
	066107	+4% above to 30				
	066122	+5% above				
	066126	+4% above, min. 24				
	066159	+5% above to 30				
	066169	+5% above to 27				
	066325	+25% above				
24-25 BRIX	067152	+5% above to 26				
24-25.5 BRIX	067190	No premium; -10% below, min. 23.5				
	067406	+5% above, -10% below, min. 23.5				
	067421	+5% above to 27.5, -10% below, min. 23.5				
24-26 BRIX	067525	No premium; -10% below, min. 23.5				
	067550	No premium; -10% below				
	067595	+2% above, -10% below, min. 23.5				
	067603	+5% above				
	067604	+5% above, min. 23.5				
	067605	+5% above, -10% below				
	067606	+5% above, -10% below, min. 23				
	067607	+5% above, -10% below, min. 23.5				
	067625	No premium; -15% below				
	067890	+5% above to 26.5, -10% below				
	067893	+5% above to 26.5, -10% below, min. 23.5				
	067903	+5% above to 28, -10% below				
	067907	+5% above to 27.5, -10% below				
24-26.5 BRIX	067930	+5% above, -10% below, min. 23				
	067947	+5% above, -10% below				
24-27 BRIX	067961	No premium; -10% above or below				
	067982	+4% above				
24-28 BRIX	067994	+\$300 per ton over				
24.5 BRIX	068300	No premium; -10% below				
	069115	+5% above to 26, min. 24.0				
24.5-26.5 BRIX	069468	+5% above to 29, -10% below, min. 24				
	069478	+5% above, -10% below, min. 24				
24.5-28 BRIX	069481	No premium; -10% below				
24.5-26.5 BRIX	069483	+5% above, -10% below, min. 23				
25 BRIX	069690	No premium; -5% below				
	069800	No premium; -10% below				
	070238	+25.5% above				
25-27 BRIX	070429	+5% above, min. 23.5				
	070435	+5% above to 28.5, -10% below, min. 23				
	070436	+5% above, -10% below, min. 23				
25-28 BRIX	070454	+5% above, -10% below, min. 24				
	070466	+5% above, min. 24				
	070467	+5% above, -10% below, min. 24				
	070467	+5% above, -10% below, min. 24				
28.0 BRIX	070738	+\$400 above, min. 26				

**TABLE 9: TONS OF GRAPES CRUSHED TO GROWERS' ACCOUNTS BY CALIFORNIA PROCESSORS  
FROM THE 2023 CROP BY TYPE, VARIETY, AND REPORTING DISTRICT WHERE GROWN, WITH COMPARISONS**

Type and Variety	1	2	3	4	5	6	7	8	9	10
	Tons									
<b>WINE GRAPES (WHITE)</b>										
Albarino *	0.0	0.0	1.2	0.1	0.0	0.5	0.0	13.5	0.0	0.0
Arneis	0.0	0.0	0.0	0.0	0.0	0.0	0.0	0.0	0.0	0.0
Burger *	0.0	0.0	0.0	0.0	0.0	0.0	0.0	0.0	0.0	0.0
Chardonnay *	3,750.4	337.0	1,120.9	509.6	3.2	328.2	333.0	808.1	5.1	40.8
Chenin Blanc	4.6	5.6	6.3	4.0	0.0	0.0	1.3	2.7	0.0	0.6
Fiano	0.0	0.0	0.0	0.0	0.0	0.0	0.0	0.0	1.7	2.3
French Colombard	0.0	0.0	0.0	0.0	0.0	0.0	0.0	0.0	0.0	0.0
Gewurztraminer	76.3	0.0	0.4	0.0	0.0	0.0	0.0	0.0	0.0	0.0
Grenache Blanc *	0.0	0.0	4.3	8.2	0.0	0.0	0.0	8.2	0.0	9.2
Grenache Gris *	0.0	0.0	0.0	0.0	0.0	0.0	0.0	0.0	0.0	0.0
Gruener Veltliner	0.1	0.0	0.0	0.0	0.0	0.0	0.0	0.0	0.0	0.0
Malvasia Bianca	0.0	0.0	0.0	1.7	2.1	0.0	0.2	0.0	0.0	0.0
Marsanne	0.0	0.0	0.0	0.0	0.0	0.0	0.0	0.0	0.0	0.0
Moscato Gaillo *	0.0	0.0	0.0	0.0	1.5	0.0	0.0	0.0	0.0	0.0
Muscat Blanc *	2.2	46.2	1.1	0.0	0.1	0.0	0.0	0.0	0.0	0.0
Muscat Of Alexandria	0.0	0.0	0.0	0.0	0.0	0.0	0.0	0.0	0.0	0.0
Muscat Orange	0.0	0.0	0.0	0.0	0.0	0.0	0.0	0.0	0.3	0.0
Picpoul Blanc	0.0	0.0	0.0	0.0	0.0	0.0	0.0	0.0	0.0	0.0
Pinot Blanc	0.0	0.0	0.0	0.0	0.0	0.0	0.0	0.0	0.0	0.0
Pinot Gris *	36.7	0.0	0.0	0.6	0.0	0.0	0.0	0.0	1.0	1.8
Ribolla Gialla *	0.0	0.0	0.0	0.0	0.0	0.0	0.0	0.0	0.0	0.0
Roussanne	0.0	0.0	0.0	0.0	0.0	0.0	0.0	0.0	0.0	0.0
Sauvignon Blanc *	1,000.1	2,330.5	804.8	75.9	0.0	4.7	36.3	299.1	0.0	7.0
Sauvignon Gris	0.0	0.0	1.2	0.0	0.0	0.0	0.0	0.0	0.0	0.0
Semillon	0.0	0.0	0.0	4.1	0.0	0.0	0.0	2.7	0.0	0.0
Verdejo	0.0	0.0	0.0	0.0	0.0	0.0	0.0	4.8	0.0	0.0
Vermentino *	0.0	0.0	1.8	0.0	0.0	1.0	0.0	0.0	0.0	16.8
Viognier	3.5	56.8	12.2	2.6	0.0	5.4	0.8	50.6	1.8	1.0
White Riesling *	90.5	0.0	4.9	0.0	0.0	0.0	0.0	4.3	0.0	2.5
Other White Wine <sup>1</sup>	0.0	0.0	0.0	0.0	0.0	0.2	0.0	0.0	0.8	3.0
<b>Total White</b>	<b>4,964.4</b>	<b>2,776.1</b>	<b>1,959.1</b>	<b>606.8</b>	<b>6.9</b>	<b>340.0</b>	<b>371.6</b>	<b>1,194.0</b>	<b>10.7</b>	<b>85.0</b>
<b>WINE GRAPES (RED)</b>										
Aglianico	0.0	0.0	0.0	0.0	0.0	0.0	0.0	0.0	0.0	0.0
Alicante Bouschet *	0.0	0.0	0.0	0.0	0.0	0.0	0.0	0.0	0.0	0.0
Barbera	99.8	0.0	0.0	0.0	0.0	1.2	0.0	0.3	0.6	48.4
Cabernet Franc	2.2	26.0	49.9	88.9	1.0	6.3	1.3	111.6	0.0	0.5
Cabernet Sauvignon	5,803.5	9,751.5	2,586.3	2,267.2	108.4	2,264.7	822.3	1,654.8	15.8	60.6
Carignane	6.3	0.0	10.0	0.0	0.0	0.5	0.0	0.0	0.0	0.0
Carmenere	0.0	0.0	0.0	0.0	0.0	0.0	0.0	0.0	0.0	0.0
Charbono	0.0	0.0	0.0	22.2	0.0	0.0	0.0	0.0	0.0	0.7
Cinsaut *	0.0	0.0	0.0	0.0	0.0	0.0	0.0	11.0	0.0	0.0
Counoise	0.0	0.0	0.0	0.0	0.0	0.0	0.0	0.0	0.0	0.0
Dolcetto	3.4	0.0	0.0	2.1	0.0	0.0	0.0	0.0	0.0	2.3
Dornfelder	0.0	0.0	0.0	0.0	0.0	0.0	0.0	0.0	0.0	0.0
Graciano	0.0	0.0	0.5	0.0	0.0	0.0	0.0	0.9	0.0	0.0
Grenache *	10.3	0.0	65.2	7.9	0.0	0.9	2.2	274.4	0.0	24.9
Lagrein	0.0	0.0	0.0	0.0	0.0	0.0	0.0	0.0	0.0	3.1
Malbec	76.3	452.8	133.6	77.1	0.0	1.5	6.5	56.1	0.0	12.2
Merlot	551.3	38.2	359.2	311.9	0.0	15.2	25.6	262.5	0.0	7.7
Meunier *	0.0	0.0	0.0	0.0	0.0	0.0	0.0	4.1	0.0	0.0
Mission *	0.0	0.0	0.0	0.0	0.0	0.0	0.0	0.0	0.0	0.0
Montepulciano	0.0	0.0	0.0	0.0	0.0	0.0	0.0	0.0	0.5	0.0
Mourvedre *	0.0	0.0	2.9	0.9	0.0	0.0	0.0	76.5	0.0	6.4
Muscat Hamburg *	0.0	0.0	0.0	0.0	0.0	0.0	0.0	0.0	0.0	0.0
Nebbiolo	1.4	0.0	0.0	1.1	0.0	0.0	0.0	0.2	0.0	0.0
Negroamaro	0.0	0.0	0.0	0.0	0.0	0.0	0.0	0.0	0.0	3.1
Nero D'avola *	0.0	0.0	0.0	0.0	0.0	0.0	0.0	0.0	0.0	0.0
Petit Verdot	46.3	50.4	17.6	30.7	0.0	0.0	2.7	57.8	0.0	0.1
Petite Sirah	270.2	166.3	101.3	172.7	15.2	2.4	69.7	287.1	31.0	51.7
Pinot Noir *	2,387.5	0.0	1,221.2	92.0	10.9	66.0	100.0	3,643.1	1.8	4.9
Pinotage	0.0	0.0	2.3	0.0	0.0	0.0	0.0	0.0	0.0	0.0
Primitivo	0.0	0.0	13.5	4.8	0.0	0.0	0.0	2.0	0.5	7.1
Sagrantino	0.0	0.0	0.0	0.0	0.0	0.0	0.0	0.0	0.0	2.9
Sangiovese *	95.2	0.0	14.8	0.0	0.5	0.0	2.7	17.2	0.0	6.4
Souzao	0.0	0.0	0.0	0.0	0.0	0.0	0.0	0.0	0.0	0.0
St Laurent	0.0	0.0	5.7	0.0	0.0	0.0	0.0	0.0	0.0	0.0
St Macaire <sup>3</sup>	0.0	0.0	3.3	0.0	0.0	0.0	0.0	0.0	0.0	0.0
Syrah *	14.3	52.0	54.5	34.7	0.0	13.6	6.2	359.8	4.2	28.0
Tannat	2.0	0.0	0.0	0.0	0.0	0.0	2.7	13.6	0.0	0.0
Tempranillo *	0.0	0.0	0.8	0.4	0.0	3.0	0.0	35.0	0.0	20.8
Teroldego	0.0	0.0	0.0	0.0	0.0	0.0	0.0	0.0	0.9	2.2
Tinta Cao	0.0	0.0	0.0	0.0	0.0	0.0	0.0	0.0	0.0	0.0
Tinta Madeira	0.0	0.0	0.0	0.0	0.0	0.0	0.0	0.0	0.0	0.0
Touriga Nacional *	0.0	0.0	0.0	0.0	0.0	0.0	0.0	2.9	0.0	0.0
Valdiguie *	0.0	0.0	0.0	0.0	0.0	0.0	0.0	12.5	0.0	0.0
Zinfandel	596.4	50.0	643.2	72.7	0.9	11.2	9.8	60.8	3.8	33.0
Other Red Wine <sup>1</sup>	0.0	0.5	5.4	0.3	0.4	3.4	0.0	23.8	0.0	5.0
<b>Total Red</b>	<b>9,966.4</b>	<b>10,587.7</b>	<b>5,291.2</b>	<b>3,187.6</b>	<b>137.3</b>	<b>2,389.9</b>	<b>1,051.7</b>	<b>6,968.0</b>	<b>59.1</b>	<b>332.0</b>
<b>TOTAL WINE</b>	<b>14,930.8</b>	<b>13,363.8</b>	<b>7,250.3</b>	<b>3,794.4</b>	<b>144.2</b>	<b>2,729.9</b>	<b>1,423.3</b>	<b>8,162.0</b>	<b>69.8</b>	<b>417.0</b>
<b>TOTAL ALL VARIETIES</b>	<b>14,930.8</b>	<b>13,363.8</b>	<b>7,250.3</b>	<b>3,794.4</b>	<b>144.2</b>	<b>2,729.9</b>	<b>1,423.3</b>	<b>8,162.0</b>	<b>69.8</b>	<b>417.0</b>

**TABLE 9: TONS OF GRAPES CRUSHED TO GROWERS' ACCOUNTS BY CALIFORNIA PROCESSORS  
FROM THE 2023 CROP BY TYPE, VARIETY, AND REPORTING DISTRICT WHERE GROWN, WITH COMPARISONS**

Type and Variety	11	12	13	14	15	16	17	State Total	
								2023	2022
Tons									
<b>WINE GRAPES (WHITE)</b>									
Albarino *	4.8	0.0	9.0	0.0	0.0	4.8	0.0	33.9	72.1
Arneis	1.5	0.0	0.0	0.0	0.0	0.0	0.0	1.5	1.2
Burger *	0.0	0.0	2,835.4	0.0	0.0	0.0	0.0	2,835.4	0.0
Chardonnay *	969.4	1,056.7	0.0	0.0	3.6	1.2	0.0	9,267.2	5,719.7
Chenin Blanc	0.0	0.0	0.0	0.0	0.0	0.3	0.0	25.4	23.4
Fiano	0.0	0.0	0.0	0.0	0.0	1.5	0.0	5.5	2.5
French Colombard	0.0	0.0	0.0	0.0	0.0	0.0	0.0	0.0	6.8
Gewurztraminer	0.0	0.0	0.0	0.0	0.0	0.0	0.0	76.7	135.7
Grenache Blanc *	0.0	0.0	0.0	0.0	0.0	0.0	0.0	29.9	50.7
Grenache Gris *	0.0	0.0	0.0	0.0	0.0	0.0	0.0	0.0	2.4
Gruener Veltliner	0.0	0.0	0.0	0.0	0.0	0.0	0.0	0.1	0.9
Malvasia Bianca	24.0	0.0	0.0	0.0	0.0	0.0	0.0	28.0	1.6
Marsanne	0.0	0.0	0.0	0.0	0.0	0.0	0.0	0.0	33.1
Moscato Gaillo *	0.0	0.0	0.0	0.0	0.0	0.0	0.0	1.5	4.3
Muscat Blanc *	0.0	0.0	0.0	0.0	0.0	12.1	0.0	61.7	47.6
Muscat Of Alexandria	0.0	0.0	0.0	0.0	0.0	0.0	0.0	0.0	0.6
Muscat Orange	0.0	0.0	0.0	0.0	0.0	0.0	0.0	0.3	11.5
Picpoul Blanc	0.0	0.0	0.0	0.0	0.0	0.0	0.0	0.0	0.5
Pinot Blanc	0.0	0.0	0.0	0.0	0.0	0.0	0.0	0.0	0.2
Pinot Gris *	0.0	0.0	0.0	0.0	0.0	1.5	0.0	41.6	107.7
Ribolla Gialla *	0.0	0.0	0.0	0.0	0.0	0.0	0.0	0.0	0.6
Roussanne	0.0	0.0	0.0	0.0	0.0	0.0	0.0	0.0	17.5
Sauvignon Blanc *	24.9	374.9	0.0	0.0	0.0	6.1	41.5	5,005.8	2,237.5
Sauvignon Gris	0.0	0.0	0.0	0.0	0.0	0.0	0.0	1.2	1.5
Semillon	0.0	0.0	0.0	0.0	0.0	0.2	0.0	7.0	2.0
Verdejo	0.0	0.0	0.0	0.0	0.0	0.0	0.0	4.8	3.5
Vermentino *	1.4	0.0	0.0	0.0	0.0	9.1	0.0	30.1	16.9
Viognier	0.0	0.0	0.0	0.0	0.0	9.8	7.7	152.2	94.3
White Riesling *	0.0	0.0	0.0	0.0	0.0	0.0	0.0	102.2	91.2
Other White Wine <sup>1</sup>	2.5	0.0	0.0	0.0	0.0	0.0	0.0	6.5	27.1
<b>Total White</b>	<b>1,028.5</b>	<b>1,431.6</b>	<b>2,844.4</b>	<b>0.0</b>	<b>3.6</b>	<b>46.6</b>	<b>49.2</b>	<b>17,718.5</b>	<b>8,714.6</b>
<b>WINE GRAPES (RED)</b>									
Aglianico	4.6	0.0	4.3	0.0	0.0	1.8	0.0	10.7	8.6
Alicante Bouschet *	0.0	0.0	0.0	0.0	0.0	0.0	0.0	0.0	7.7
Barbera	0.0	0.0	0.0	0.0	0.0	13.6	0.0	163.9	119.0
Cabernet Franc	1.8	0.0	0.0	0.0	0.1	8.4	0.0	298.0	240.9
Cabernet Sauvignon	183.2	376.5	0.0	0.0	1.7	60.9	0.0	25,957.4	13,620.1
Carignane	0.0	0.0	0.0	0.0	0.0	0.0	0.0	16.8	37.8
Carmenere	0.0	0.0	0.0	0.0	0.0	2.2	0.0	2.2	0.6
Charbono	0.0	0.0	0.0	0.0	0.0	0.0	0.0	22.9	1.0
Cinsaut *	0.0	0.0	0.0	0.0	0.0	4.5	0.0	15.5	0.2
Counoise	0.0	0.0	0.0	0.0	0.0	0.0	0.0	0.0	0.2
Dolcetto	0.0	0.0	0.0	0.0	0.0	0.0	0.0	7.8	3.0
Dornfelder	0.0	0.0	0.0	0.0	0.0	0.0	0.0	0.0	2.7
Graciano	0.0	0.0	0.0	0.0	0.0	0.0	0.0	1.4	0.2
Grenache *	0.0	0.0	0.0	0.0	1.0	0.0	0.0	386.8	173.1
Lagrein	0.0	0.0	0.0	0.0	0.0	0.0	0.0	3.1	0.0
Malbec	0.0	0.0	0.0	0.0	0.0	6.5	0.0	822.6	191.6
Merlot	47.3	0.0	0.0	0.0	0.6	26.9	0.0	1,646.4	1,523.5
Meunier *	0.0	0.0	0.0	0.0	0.0	0.0	0.0	4.1	6.4
Mission *	0.0	0.0	0.0	0.0	0.0	0.1	0.0	0.1	0.4
Montepulciano	0.0	0.0	3.0	0.0	0.0	0.0	0.0	3.5	14.0
Mourvedre *	1.9	0.0	0.0	0.0	0.0	2.4	0.0	91.0	83.7
Muscat Hamburg *	0.0	0.0	10.5	0.0	0.0	0.0	0.0	10.5	0.0
Nebbiolo	0.0	0.0	0.0	0.0	0.0	1.2	0.0	3.9	1.9
Negroamaro	0.0	0.0	0.0	0.0	0.0	0.0	0.0	3.1	2.5
Nero D'avola *	0.0	0.0	7.8	0.0	0.0	4.5	0.0	12.3	3.5
Petit Verdot	47.1	0.0	11.5	0.0	0.0	6.4	0.0	270.6	183.1
Petite Sirah	5.7	0.0	0.3	0.0	0.0	1.4	12.5	1,187.5	922.7
Pinot Noir *	129.0	0.0	0.0	0.0	6.5	0.0	0.0	7,662.9	4,676.8
Pinotage	0.0	0.0	0.0	0.0	0.0	0.0	0.0	2.3	9.8
Primitivo	0.0	0.0	0.0	0.0	0.0	8.7	0.0	36.6	17.3
Sagrantino	0.0	0.0	0.0	0.0	0.0	0.0	0.0	2.9	4.4
Sangiovese *	0.7	0.0	0.0	0.0	0.0	5.7	0.0	143.2	139.0
Souzao	0.0	0.0	58.1	0.0	0.0	0.0	0.0	58.1	48.6
St Laurent	0.0	0.0	0.0	0.0	0.0	0.0	0.0	5.7	0.0
St Macaire <sup>3</sup>	0.0	0.0	0.0	0.0	0.0	0.0	0.0	3.3	0.0
Syrah *	3.1	0.0	0.0	0.0	7.3	16.0	0.0	593.7	487.6
Tannat	0.0	0.0	0.0	0.0	0.0	0.0	0.0	18.3	154.4
Tempranillo *	0.0	0.0	0.3	0.0	16.9	6.8	0.0	84.0	60.5
Teroldego	0.0	0.0	0.0	0.0	0.0	4.4	0.0	7.5	7.7
Tinta Cao	0.0	0.0	0.0	0.0	0.0	0.0	0.0	0.0	0.7
Tinta Madeira	0.0	0.0	28.6	0.0	0.0	0.0	0.0	28.6	16.7
Touriga Nacional *	1.0	0.0	25.1	0.0	0.0	0.0	0.0	29.0	17.0
Valdiguie *	0.0	0.0	0.0	0.0	0.0	0.0	0.0	12.5	13.3
Zinfandel	191.8	6.0	0.0	0.0	2.7	3.8	16.5	1,702.6	1,661.5
Other Red Wine <sup>1</sup>	1.2	0.0	0.0	0.0	0.0	0.5	0.0	40.5	55.3
<b>Total Red</b>	<b>618.4</b>	<b>382.5</b>	<b>149.5</b>	<b>0.0</b>	<b>36.8</b>	<b>186.7</b>	<b>29.0</b>	<b>41,373.8</b>	<b>24,519.0</b>
<b>TOTAL WINE</b>	<b>1,646.9</b>	<b>1,814.1</b>	<b>2,993.9</b>	<b>0.0</b>	<b>40.4</b>	<b>233.3</b>	<b>78.2</b>	<b>59,092.3</b>	<b>33,233.6</b>
<b>TOTAL ALL VARIETIES</b>	<b>1,646.9</b>	<b>1,814.1</b>	<b>2,993.9</b>	<b>0.0</b>	<b>40.4</b>	<b>233.3</b>	<b>78.2</b>	<b>59,092.3</b>	<b>33,233.6</b>

\* Synonyms for variety names are shown on Page 9.

<sup>1</sup> Other categories include minor and mixed varieties.

<sup>2</sup> This variety was included in Other White Wine in 2022.

<sup>3</sup> This variety was included in Other Red Wine in 2022.

**TABLE 10: WEIGHTED AVERAGE GROWER RETURNS PER TON DELIVERED BASIS NON-RELATED PURCHASE  
FOR WINE, CONCENTRATE, JUICE, VINEGAR, AND BEVERAGE BRANDY BY CALIFORNIA PROCESSORS  
FROM THE 2023 CROP BY TYPE, VARIETY, AND REPORTING DISTRICT WHERE GROWN, WITH COMPARISONS**

Type and Variety	1	2	3	4	5	6	7	8	9	10
	Dollars									
<b>RAISIN GRAPES</b>										
Fiesta	--	--	--	--	--	--	--	--	--	--
Thompson Seedless *	--	--	--	--	--	--	--	--	--	--
Total Raisin	--	--	--	--	--	--	--	--	--	--
<b>TABLE GRAPES</b>										
Autumn King	--	--	--	--	--	--	--	--	--	--
Autumn Royal	--	--	--	--	--	--	--	--	--	--
Cotton Candy	--	--	--	--	--	--	--	--	--	--
Crimson Seedless *	--	--	--	--	--	--	--	--	--	--
Emerald Seedless *	--	--	--	--	--	--	--	--	--	--
Flame Seedless *	--	--	--	--	--	--	--	--	--	--
Great Green *	--	--	--	--	--	--	--	--	--	--
Ivory *	--	--	--	--	--	--	--	--	--	--
Krissy *	--	--	--	--	--	--	--	--	--	--
Luisco	--	--	--	--	--	--	--	--	--	--
Princess *	--	--	--	--	--	--	--	--	--	--
Red Globe *	--	--	--	--	--	--	--	--	--	--
Scarlet	--	--	--	--	--	--	--	--	--	--
Scarlet Royal	--	--	--	--	--	--	--	--	--	--
Sugra-52	--	--	--	--	--	--	--	--	--	--
Sugraone *	--	--	--	--	--	--	--	--	--	--
Other Table <sup>1</sup>	--	--	4,000.00	--	--	--	--	--	--	1,500.00
Total Table	--	--	4,000.00	--	--	--	--	--	--	1,500.00
<b>WINE GRAPES (WHITE)</b>										
Albarino *	2,600.00	2,800.00	2,997.35	4,368.59	682.48	782.74	1,445.95	2,209.84	1,406.94	1,778.25
Arneis	2,843.37	--	2,167.96	--	--	--	1,850.00	2,275.46	--	--
Burger *	--	--	--	--	--	--	--	--	--	--
Chardonnay *	1,376.41	690.88	2,540.75	3,639.04	941.56	1,387.83	1,298.45	1,626.70	674.64	1,897.56
Chenin Blanc	2,171.08	1,901.34	2,097.61	3,161.28	612.03	638.68	2,039.56	1,665.93	1,169.72	1,876.66
Clairette Blanche <sup>2</sup>	--	--	4,346.00	--	--	--	1,100.00	2,584.22	--	1,633.33
Cortese	4,000.00	--	4,000.00	--	1,450.00	--	--	--	1,439.40	1,450.00
Falaghina Greco <sup>2</sup>	3,637.83	--	3,303.12	--	1,450.00	--	3,038.46	2,439.60	1,450.00	1,873.46
Fiano	3,600.00	--	3,090.16	--	--	2,000.00	--	1,900.00	1,407.50	2,014.34
Flora	2,487.00	--	--	2,614.07	--	--	--	--	--	--
French Colombard	1,193.75	--	1,593.45	--	2,200.00	--	--	1,654.20	1,347.22	--
Gewurztraminer	2,134.98	1,950.00	2,272.67	--	636.46	2,000.00	638.53	2,301.41	2,085.00	--
Gray Riesling *	--	--	3,000.38	--	--	--	3,500.00	1,750.00	--	--
Grenache Blanc *	2,400.00	2,600.00	2,875.33	3,500.00	1,700.00	515.00	1,476.41	2,090.82	1,500.00	2,123.62
Grenache Gris *	2,400.00	--	--	--	--	3,800.00	1,300.00	2,497.20	--	--
Gruener Veltliner	2,400.00	--	3,112.96	--	--	1,933.02	1,187.30	2,371.53	2,200.00	--
Malvasia Bianca	--	--	2,633.97	2,808.00	1,571.66	1,900.00	1,303.72	1,935.93	1,062.50	1,200.00
Marsanne	3,045.67	--	3,484.32	3,500.00	--	1,175.00	2,013.26	2,939.26	1,770.97	2,025.85
Melon	--	--	--	--	--	--	2,615.64	2,400.00	--	--
Moscato Gaillo *	--	--	--	--	--	--	--	2,000.00	--	--
Muscat Blanc *	986.14	1,546.21	2,560.88	2,824.12	1,074.95	952.10	1,204.27	1,705.01	1,295.03	1,254.05
Muscat Of Alexandria	--	--	6,300.00	--	--	--	--	--	2,400.00	1,811.11
Muscat Orange	2,021.76	--	--	2,650.00	--	--	--	1,283.97	421.83	--
Palomino *	--	--	2,000.00	--	--	2,000.00	--	--	--	--
Picpoul Blanc	4,335.43	--	2,692.05	2,200.00	--	--	1,155.57	2,590.47	2,121.74	2,149.08
Pinot Blanc	1,465.88	--	2,200.82	2,769.67	--	1,200.00	1,322.86	2,524.52	--	--
Pinot Gris *	1,957.33	1,642.17	2,019.26	2,179.65	673.11	703.80	1,061.44	1,263.74	552.22	1,251.96
Ribolla Gialla *	--	--	3,308.39	3,928.85	--	--	1,886.00	3,500.00	--	--
Roussanne	2,851.11	2,117.65	3,567.18	3,611.08	--	1,301.29	2,130.77	3,671.44	1,800.00	2,010.98
Sauvignon Blanc *	1,532.68	1,425.21	2,048.58	3,147.40	1,462.45	1,096.53	1,364.64	1,586.67	554.07	1,017.67
Sauvignon Gris	--	--	2,500.00	2,925.00	--	--	1,450.00	--	--	--
Sauvignon Vert *	--	--	2,402.22	2,825.00	--	--	--	--	--	--
Semillon	2,161.26	1,644.38	2,823.43	3,837.40	--	1,500.00	1,670.56	2,070.61	2,000.00	1,630.98
St. Emilion *	--	--	--	--	--	--	--	2,617.39	2,200.00	--
Sylvaner	--	--	--	--	--	--	--	2,000.00	--	--
Symphony	--	--	1,500.00	--	365.00	--	--	--	--	--
Tocai Friulano	1,834.40	--	3,324.04	3,673.29	--	--	--	1,871.61	--	2,157.35
Torrontes	--	--	--	--	--	--	1,600.00	2,200.00	--	--
Triplett Blanc	--	--	--	--	--	--	--	--	--	--
Verdejo	--	--	--	--	--	515.00	2,750.00	2,000.00	2,000.00	1,575.00
Verdelho	--	--	--	--	1,381.55	754.16	1,941.46	1,805.22	1,879.32	1,388.98
Vernantino *	2,471.50	1,800.00	2,338.45	2,822.40	1,800.00	1,600.00	1,314.70	2,070.30	1,463.08	1,769.80
Vernaccia	--	--	2,550.00	--	--	--	--	--	--	--
Viognier	1,611.99	1,897.77	3,089.57	3,717.68	636.64	2,175.38	2,367.55	1,881.24	1,635.90	1,994.61
White Riesling *	2,784.58	1,536.60	3,278.85	4,929.07	737.93	6,000.00	1,096.80	1,477.25	1,387.50	1,519.84
Other White Wine <sup>1</sup>	2,887.61	--	3,675.49	7,176.77	1,611.76	--	2,788.03	2,407.44	1,696.63	1,985.90
Total White	1,431.62	1,416.90	2,460.64	3,495.92	945.58	1,168.29	1,247.86	1,634.61	709.82	1,490.60

**TABLE 10: WEIGHTED AVERAGE GROWER RETURNS PER TON DELIVERED BASIS NON-RELATED PURCHASE  
FOR WINE, CONCENTRATE, JUICE, VINEGAR, AND BEVERAGE BRANDY BY CALIFORNIA PROCESSORS  
FROM THE 2023 CROP BY TYPE, VARIETY, AND REPORTING DISTRICT WHERE GROWN, WITH COMPARISONS**

Type and Variety	11	12	13	14	15	16	17	State Total	
								2023	2022
Dollars									
<b>RAISIN GRAPES</b>									
Fiesta	--	--	255.80	--	--	--	--	255.80	317.43
Thompson Seedless *	--	--	295.36	196.87	--	--	--	292.80	313.33
Total Raisin	--	--	290.94	196.87	--	--	--	288.76	313.82
<b>TABLE GRAPES</b>									
Autumn King	--	--	--	180.00	--	--	--	180.00	202.76
Autumn Royal	--	--	--	185.90	--	--	--	185.90	216.86
Cotton Candy	--	--	--	220.00	--	--	--	220.00	--
Crimson Seedless *	--	--	--	--	--	--	--	--	204.10
Emerald Seedless *	--	--	--	--	--	--	--	--	200.00
Flame Seedless *	--	--	--	--	--	--	--	--	198.33
Great Green *	--	--	--	212.59	--	--	--	212.59	--
Ivory *	--	--	--	198.60	--	--	--	198.60	235.27
Krissy *	--	--	--	187.07	--	--	--	187.07	--
Luisco	--	--	--	216.81	--	--	--	216.81	--
Princess *	--	--	--	--	--	--	--	--	200.00
Red Globe *	--	--	--	214.26	--	--	--	214.26	200.00
Scarlet	--	--	--	184.87	--	--	--	184.87	--
Scarlet Royal	--	--	--	--	--	--	--	--	229.60
Sugra-52	--	--	--	220.00	--	--	--	220.00	--
Sugraone *	--	--	--	215.19	--	--	--	215.19	242.22
Other Table <sup>1</sup>	--	--	173.33	190.36	--	--	--	183.05	208.33
Total Table	--	--	173.33	197.58	--	--	--	194.24	215.28
<b>WINE GRAPES (WHITE)</b>									
Albarino *	692.17	1,750.00	500.00	--	1,800.00	2,487.00	640.02	798.18	805.07
Arneis	1,000.00	--	--	--	--	2,237.00	--	2,429.11	2,221.49
Burger *	372.46	310.00	301.95	--	--	--	--	326.44	306.90
Chardonnay *	583.08	509.07	433.69	464.41	2,176.92	1,757.96	647.16	1,095.63	1,053.52
Chenin Blanc	445.12	386.03	353.35	--	--	--	540.96	481.03	460.92
Clairette Blanche <sup>2</sup>	--	1,700.00	1,400.00	--	--	--	--	2,002.96	--
Cortese	--	--	--	--	--	--	1,450.00	1,887.97	1,208.10
Falaghina Greco <sup>2</sup>	1,450.00	--	--	--	--	--	1,429.53	2,296.45	--
Fiano	1,157.63	--	805.26	--	--	1,400.00	1,015.78	2,117.09	2,202.86
Flora	--	--	--	--	--	--	--	2,608.07	2,371.43
French Colombard	345.40	267.24	315.33	327.11	2,300.00	--	400.00	317.25	328.84
Gewurztraminer	534.60	--	--	--	--	--	545.24	633.55	692.42
Gray Riesling *	--	--	--	--	--	--	--	2,806.23	2,873.15
Grenache Blanc *	998.57	1,850.00	1,309.71	--	--	1,933.83	--	1,874.24	1,706.21
Grenache Gris *	--	--	--	--	--	--	--	2,009.38	1,731.78
Gruener Veltliner	856.91	--	--	--	--	--	417.00	1,528.53	1,426.81
Malvasia Bianca	397.23	550.00	738.29	--	--	1,800.00	--	608.63	1,098.27
Marsanne	650.00	--	1,436.57	--	--	--	--	2,218.36	2,142.34
Melon	--	--	--	--	--	--	--	2,549.57	2,212.15
Moscato Gaillo *	--	--	--	--	--	--	--	2,000.00	1,200.00
Muscat Blanc *	503.62	477.98	433.99	--	1,800.00	2,021.25	650.98	538.76	547.87
Muscat Of Alexandria	--	308.08	310.69	277.37	--	2,497.70	784.57	304.49	313.34
Muscat Orange	497.01	510.46	525.05	--	--	--	525.00	567.95	571.78
Palomino *	--	--	250.00	--	1,546.09	--	--	1,150.22	1,213.47
Picpoul Blanc	1,236.50	--	--	--	--	NaN	--	1,909.03	1,977.71
Pinot Blanc	500.00	--	--	--	--	--	--	1,739.64	1,660.46
Pinot Gris *	612.11	519.30	480.22	450.00	--	1,939.19	625.42	599.47	590.57
Ribolla Gialla *	1,932.89	--	--	--	--	--	--	3,389.36	3,211.96
Roussanne	995.26	--	--	--	--	--	--	2,647.73	2,419.79
Sauvignon Blanc *	590.63	541.83	620.05	498.33	--	2,060.00	560.56	1,170.50	1,146.63
Sauvignon Gris	--	--	--	--	--	--	--	2,535.27	3,279.19
Sauvignon Vert *	--	--	--	--	--	--	--	2,544.22	2,402.97
Semillon	513.45	--	--	--	--	2,000.00	505.24	1,185.66	1,086.23
St. Emilion *	--	--	--	--	--	--	--	2,407.19	3,136.18
Sylvaner	--	--	--	--	--	--	--	2,000.00	--
Symphony	520.48	349.41	335.54	--	--	--	933.17	351.04	348.35
Tocai Friulano	--	--	--	--	--	--	--	2,416.67	2,261.67
Torrontes	1,666.67	--	--	--	--	2,440.00	1,750.00	1,697.42	1,536.33
Triplett Blanc	--	--	207.41	--	--	--	--	207.41	275.00
Verdejo	400.00	--	--	--	--	--	1,281.90	679.80	643.19
Verdelho	599.44	--	--	--	--	2,600.00	417.00	704.91	676.96
Vermentino *	657.51	1,422.45	602.35	--	--	2,152.71	--	1,129.19	926.22
Vernaccia	--	--	--	--	--	--	--	2,550.00	2,200.00
Viognier	583.57	451.80	540.29	--	--	2,135.21	624.62	778.40	804.48
White Riesling *	522.29	--	400.00	--	--	1,861.46	580.42	798.04	762.15
Other White Wine <sup>1</sup>	521.31	--	225.00	156.05	1,800.00	2,544.44	757.95	458.62	287.55
Total White	586.18	491.29	348.98	304.33	1,670.51	2,039.19	609.74	728.88	686.14

**TABLE 10: WEIGHTED AVERAGE GROWER RETURNS PER TON DELIVERED BASIS NON-RELATED PURCHASE FOR WINE, CONCENTRATE, JUICE, VINEGAR, AND BEVERAGE BRANDY BY CALIFORNIA PROCESSORS FROM THE 2023 CROP BY TYPE, VARIETY, AND REPORTING DISTRICT WHERE GROWN, WITH COMPARISONS**

Type and Variety	1	2	3	4	5	6	7	8	9	10
	Dollars									
<b>WINE GRAPES (RED)</b>										
Aglianico	--	--	3,270.18	4,436.15	--	1,100.00	1,500.00	1,951.72	2,000.00	1,965.04
Aleatico	--	--	3,020.48	--	--	--	--	--	--	--
Alicante Bouschet *	--	--	3,560.06	--	1,100.00	1,239.85	--	2,203.20	--	1,462.74
Barbera	2,285.37	1,691.43	3,437.39	3,753.88	2,800.00	1,644.52	2,708.97	2,126.52	2,014.21	1,793.40
Blaufraenkisch *	--	--	--	5,000.00	--	--	2,300.00	1,800.00	2,100.00	--
Cabernet Franc	2,874.60	2,242.86	4,432.12	10,699.51	2,600.00	2,765.15	2,270.63	2,743.52	2,023.81	1,879.84
Cabernet Sauvignon	2,145.42	2,387.32	2,928.84	8,928.80	2,226.87	1,505.24	1,367.29	1,811.77	670.63	1,437.41
Carignane	1,831.18	3,000.00	3,063.63	4,068.17	2,240.62	1,946.18	1,903.97	2,517.54	2,300.00	2,038.41
Carmenere	--	--	3,000.00	--	--	2,200.00	--	1,798.10	--	--
Charbono	2,437.44	1,800.00	--	3,899.51	1,277.97	--	--	1,800.00	--	1,751.85
Cinsaut *	3,645.12	--	3,012.84	3,754.59	--	1,184.62	1,509.75	1,945.66	2,300.00	1,998.82
Counoise	3,755.33	--	2,613.79	4,089.76	--	--	1,000.00	2,595.72	2,304.17	2,275.00
Dolcetto	2,849.67	1,600.00	3,014.19	--	--	3,164.71	1,000.00	3,952.79	--	1,471.40
Dornfelder	--	--	--	--	--	--	--	--	1,800.00	--
Durif	--	--	--	--	--	850.00	--	--	1,030.00	2,000.00
Freisa	--	--	4,000.00	--	--	--	3,500.00	--	--	--
Gamay Noir Au Jus Blanc	--	--	2,545.32	1,985.00	--	3,975.00	--	3,758.06	--	2,656.74
Graciano	--	--	--	--	1,400.00	--	2,000.00	3,334.81	2,800.00	2,251.85
Grenache *	2,390.82	2,065.63	3,166.04	4,277.10	1,755.41	1,619.92	1,436.89	2,152.69	1,713.30	2,145.92
Grignolino	2,800.00	--	4,000.00	--	--	--	--	--	--	--
Lagrein	--	--	--	--	--	--	--	2,226.03	--	2,261.40
Malbec	2,036.27	1,931.17	3,273.02	6,571.19	2,470.59	1,949.66	1,455.89	2,036.76	748.83	1,196.90
Mencia <sup>3</sup>	4,162.50	--	--	--	--	--	1,903.85	3,026.58	--	--
Merlot	1,459.51	1,999.28	2,151.25	4,652.29	2,236.26	1,077.81	1,112.94	1,706.44	2,200.00	1,726.60
Meunier *	4,100.00	--	2,786.26	2,228.37	--	--	--	3,538.98	--	--
Mission *	--	--	--	--	--	2,117.65	2,500.00	500.00	--	2,536.00
Montepulciano	2,800.00	2,200.00	2,083.56	2,820.00	--	1,100.00	3,000.00	1,900.00	2,200.00	1,497.62
Mourvedre *	4,213.24	2,194.62	3,644.47	3,552.36	1,100.00	1,733.37	2,267.72	2,558.58	2,101.28	2,161.88
Muscat Hamburg *	--	--	--	--	--	--	--	--	--	1,233.33
Nebbiolo	3,027.32	1,800.00	3,806.70	4,500.00	--	3,441.24	2,850.00	2,927.96	2,200.00	1,899.38
Negrette *	--	--	--	3,800.00	--	--	3,055.97	--	--	--
Negroamaro	1,800.00	1,600.00	3,653.79	--	--	--	--	2,300.00	1,200.00	2,125.00
Nero D'avola *	2,384.38	5,131.94	2,900.00	--	2,000.00	--	--	2,414.13	2,200.00	1,707.01
Petit Verdot	2,324.15	2,072.02	3,674.79	8,218.72	1,878.51	687.92	1,382.81	1,860.01	730.52	1,685.39
Petite Sirah	2,179.07	2,193.51	3,213.34	4,452.54	1,891.73	1,053.48	1,431.49	1,707.63	822.96	1,834.68
Pinot Noir *	3,355.37	2,169.20	3,817.76	2,911.88	844.65	3,191.83	1,782.63	2,073.20	2,940.93	2,199.51
Pinotage	1,800.00	--	--	--	--	--	--	--	--	--
Prieto Picudo	--	--	--	--	--	--	--	--	--	--
Primitivo	1,806.51	1,600.00	2,947.14	4,465.27	2,610.63	2,063.73	--	1,757.17	1,926.09	1,696.44
Refosco *	3,600.00	--	3,881.19	3,800.00	--	3,581.82	--	1,736.10	--	2,048.15
Royalty	--	--	--	--	--	--	--	--	--	--
Rubired *	--	--	--	--	--	--	--	--	--	--
Ruby Cabernet	--	--	--	--	--	--	--	--	2,800.00	--
Sagrantino	--	2,000.00	2,648.58	--	--	--	2,772.22	--	--	2,941.00
Sangiovese *	2,173.27	1,911.80	3,024.31	5,502.34	2,111.38	1,802.86	1,520.65	2,190.83	1,973.68	1,783.05
Souzao	--	1,600.00	--	--	--	1,350.00	--	5,176.47	--	1,803.57
St Laurent	--	--	2,787.41	3,000.00	--	--	--	--	--	--
St Macaire <sup>3</sup>	--	--	--	--	--	--	--	1,796.25	--	--
Syrah *	2,123.85	2,086.67	3,326.41	4,989.27	2,030.10	1,671.69	1,448.92	2,507.88	777.63	2,029.59
Tannat	3,887.91	--	3,868.52	3,800.00	1,645.59	--	1,500.00	1,801.46	1,451.91	2,009.70
Tempranillo *	1,850.00	1,818.36	3,267.16	5,345.77	1,400.00	1,605.74	1,385.38	2,354.35	824.41	2,233.72
Teroldego	--	500.00	3,522.73	--	1,298.11	695.92	1,217.17	1,919.64	781.95	1,650.00
Tinta Cao	1,600.00	--	--	4,500.00	--	1,350.00	--	6,500.00	--	1,701.52
Touriga Nacional *	1,600.00	2,000.00	--	5,025.00	--	1,350.00	--	3,409.09	--	2,032.31
Trousseau *	3,017.37	2,000.00	3,444.78	--	--	--	2,858.97	1,870.00	2,300.00	1,100.00
Valdiguie *	1,949.61	--	2,917.17	2,618.36	2,142.65	1,900.00	2,398.04	2,085.52	2,300.00	2,437.33
Zinfandel	1,893.71	1,999.02	3,393.01	4,667.87	3,533.73	1,090.53	1,803.63	1,948.82	1,602.56	1,727.73
Other Red Wine <sup>1</sup>	2,147.92	1,200.00	3,695.42	6,017.83	--	1,074.64	2,375.64	2,222.64	2,280.20	1,939.73
<b>Total Red</b>	<b>2,259.81</b>	<b>2,319.71</b>	<b>3,313.92</b>	<b>7,741.15</b>	<b>1,337.25</b>	<b>1,347.12</b>	<b>1,606.32</b>	<b>1,924.76</b>	<b>801.66</b>	<b>1,717.55</b>
<b>TOTAL WINE</b>	<b>1,792.98</b>	<b>1,939.18</b>	<b>2,925.49</b>	<b>6,800.23</b>	<b>1,126.83</b>	<b>1,303.99</b>	<b>1,438.77</b>	<b>1,860.52</b>	<b>755.41</b>	<b>1,689.30</b>
<b>TOTAL ALL VARIETIES</b>	<b>1,792.98</b>	<b>1,939.18</b>	<b>2,925.51</b>	<b>6,800.23</b>	<b>1,126.83</b>	<b>1,303.99</b>	<b>1,438.77</b>	<b>1,860.52</b>	<b>755.41</b>	<b>1,689.28</b>



**TABLE 10: WEIGHTED AVERAGE GROWER RETURNS PER TON DELIVERED BASIS NON-RELATED PURCHASE  
FOR WINE, CONCENTRATE, JUICE, VINEGAR, AND BEVERAGE BRANDY BY CALIFORNIA PROCESSORS  
FROM THE 2023 CROP BY TYPE, VARIETY, AND REPORTING DISTRICT WHERE GROWN, WITH COMPARISONS**

Type and Variety	11	12	13	14	15	16	17	State Total	
								2023	2022
Dollars									
<b>WINE GRAPES (RED)</b>									
Aglianico	753.82	1,200.00	--	--	--	2,133.80	1,470.59	1,437.22	1,273.89
Aleatico	--	--	--	--	--	--	--	3,020.48	3,060.31
Alicante Bouschet *	469.81	--	236.07	1,800.00	1,800.00	2,121.43	1,726.32	783.31	603.85
Barbera	694.18	369.62	344.87	220.00	--	2,302.95	1,550.00	427.80	388.67
Blaufraenkisch *	1,000.00	--	--	--	--	--	--	1,975.39	1,782.76
Cabernet Franc	974.80	--	250.00	--	--	1,970.52	1,303.09	4,707.11	4,655.38
Cabernet Sauvignon	685.69	558.13	415.07	402.99	2,605.26	2,017.07	875.54	2,116.69	1,921.26
Carignane	864.53	--	341.16	--	--	1,527.04	--	940.86	792.56
Carmenere	953.66	--	--	--	--	1,625.00	--	1,542.28	1,401.10
Charbono	1,506.43	--	--	--	--	--	--	3,027.57	3,145.20
Cinsaut *	1,290.53	1,300.00	--	--	--	2,044.93	2,000.00	1,705.29	1,525.63
Counoise	1,299.07	--	--	--	--	2,200.00	--	2,504.75	2,289.09
Dolcetto	687.43	--	--	--	--	1,500.00	--	1,285.05	1,386.45
Dornfelder	347.20	--	--	--	--	--	--	377.79	638.50
Durif	--	--	--	--	--	--	--	1,292.59	1,873.26
Freisa	--	--	--	--	--	--	--	3,564.10	2,880.21
Gamay Noir Au Jus Blanc	--	--	--	--	--	--	--	2,631.97	2,800.00
Graciano	661.34	--	--	--	--	--	--	1,601.60	1,256.85
Grenache *	676.85	493.53	334.88	275.00	1,906.98	1,884.45	1,562.02	796.28	748.27
Grignolino	1,900.00	--	--	--	--	--	--	3,168.00	5,230.05
Lagrein	--	--	--	--	--	--	--	2,228.90	2,105.80
Malbec	629.21	475.00	361.30	--	2,500.00	1,850.89	1,485.51	1,279.27	1,130.93
Mencia <sup>3</sup>	1,436.10	1,300.00	--	--	1,800.00	--	--	2,408.61	--
Merlot	592.12	568.35	443.48	--	2,500.00	1,651.77	635.74	1,044.48	900.82
Meunier *	--	--	--	--	--	--	--	2,540.43	2,369.75
Mission *	1,043.75	--	276.01	--	--	--	--	350.80	328.26
Montepulciano	1,132.60	--	--	--	--	2,313.15	--	1,907.07	1,289.20
Mourvedre *	817.95	1,720.00	1,115.81	1,800.00	2,000.00	2,163.24	--	2,248.06	2,184.42
Muscat Hamburg *	708.12	750.00	520.34	--	--	--	--	571.99	568.63
Nebbiolo	1,292.68	--	201.21	--	--	2,300.00	2,208.06	1,848.40	2,440.17
Negrette *	--	--	--	--	--	--	--	3,092.91	3,252.97
Negroamaro	--	--	--	--	--	1,140.00	--	2,009.36	2,013.23
Nero D'avola *	830.46	1,494.12	3,750.00	--	--	--	--	1,419.06	1,508.37
Petit Verdot	668.55	571.02	423.20	--	2,500.00	2,139.81	1,661.83	1,394.01	1,131.12
Petite Sirah	707.12	595.65	447.82	423.69	--	2,087.97	728.59	1,073.30	1,021.32
Pinot Noir *	634.91	473.17	309.47	--	2,650.00	1,478.68	657.91	1,700.92	1,671.23
Pinotage	1,000.00	--	--	--	--	--	--	1,496.20	1,522.09
Prieto Picudo	1,241.03	1,200.00	--	--	--	--	--	1,232.65	1,200.00
Primitivo	1,229.44	1,200.00	201.21	1,800.00	--	1,544.81	--	1,760.44	1,565.14
Refosco *	--	--	--	--	--	--	--	2,248.11	2,208.76
Royalty	--	--	505.00	--	--	--	--	505.00	505.00
Rubired *	338.27	279.90	298.25	316.46	--	--	--	300.82	329.25
Ruby Cabernet	565.46	265.00	327.32	330.36	--	--	--	317.42	325.67
Sagrantino	309.85	--	--	--	--	2,525.00	3,000.00	864.39	1,423.86
Sangiovese *	882.18	677.42	348.92	--	--	1,986.42	1,218.42	1,723.33	1,626.54
Souzao	1,373.17	--	--	--	--	--	--	2,005.77	1,144.84
St Laurent	--	--	--	--	--	--	--	2,855.78	2,573.81
St Macaire <sup>3</sup>	--	--	--	--	--	--	--	1,796.25	--
Syrah *	628.42	522.12	419.80	1,800.00	2,608.87	1,909.63	--	1,184.10	1,072.29
Tannat	654.31	1,351.25	438.13	1,800.00	1,800.00	2,000.79	1,652.90	816.00	740.15
Tempranillo *	661.60	316.73	911.50	1,800.00	1,800.00	2,144.41	1,999.73	874.46	803.07
Teroldego	698.66	580.44	326.39	--	--	--	1,656.89	695.56	688.68
Tinta Cao	1,500.00	--	--	--	--	2,400.00	--	1,950.41	568.88
Touriga Nacional *	559.09	--	1,250.00	--	--	2,360.71	--	644.73	634.34
Trousseau *	1,150.00	--	--	--	--	--	--	2,458.61	2,527.00
Valdiguie *	--	--	201.21	--	--	--	632.06	1,734.18	1,778.29
Zinfandel	662.36	401.71	319.83	325.98	2,565.63	2,310.33	319.23	780.96	673.52
Other Red Wine <sup>1</sup>	1,242.35	483.44	657.83	220.00	2,400.00	--	--	621.44	318.16
<b>Total Red</b>	<b>660.49</b>	<b>531.69</b>	<b>331.07</b>	<b>326.59</b>	<b>2,447.02</b>	<b>1,988.98</b>	<b>665.26</b>	<b>1,323.42</b>	<b>1,167.53</b>
<b>TOTAL WINE</b>	<b>632.63</b>	<b>515.43</b>	<b>341.43</b>	<b>314.86</b>	<b>2,230.29</b>	<b>2,001.60</b>	<b>623.69</b>	<b>1,043.77</b>	<b>957.75</b>
<b>TOTAL ALL VARIETIES</b>	<b>632.63</b>	<b>515.43</b>	<b>338.30</b>	<b>299.31</b>	<b>2,230.29</b>	<b>2,001.60</b>	<b>623.69</b>	<b>1,024.59</b>	<b>919.68</b>

-- No tonnage reported for variety/district.

\* Synonyms for variety names are shown on Page 9.

<sup>1</sup> Other categories include minor and mixed varieties.

<sup>2</sup> This variety was included in Other White Wine in 2022.


<sup>3</sup> This variety was included in Other Red Wine in 2022.



## Found a mistake?

Our goal is to provide timely, accurate, and useful statistics in service to U.S. agriculture. If you find an error or omission from this report, please notify the Grape Crush Team by May 1, 2024.

GrapeCrushTeam@usda.gov  
916-738-6569



Grape Crush Program:  
**[cdfa.ca.gov/mkt/grapecrush](https://cdfa.ca.gov/mkt/grapecrush)**

More agricultural statistics:  
**[nass.usda.gov/ca](https://nass.usda.gov/ca)**

Questions:  
**[GrapeCrushTeam@usda.gov](mailto:GrapeCrushTeam@usda.gov)**  
**916-738-6569**

