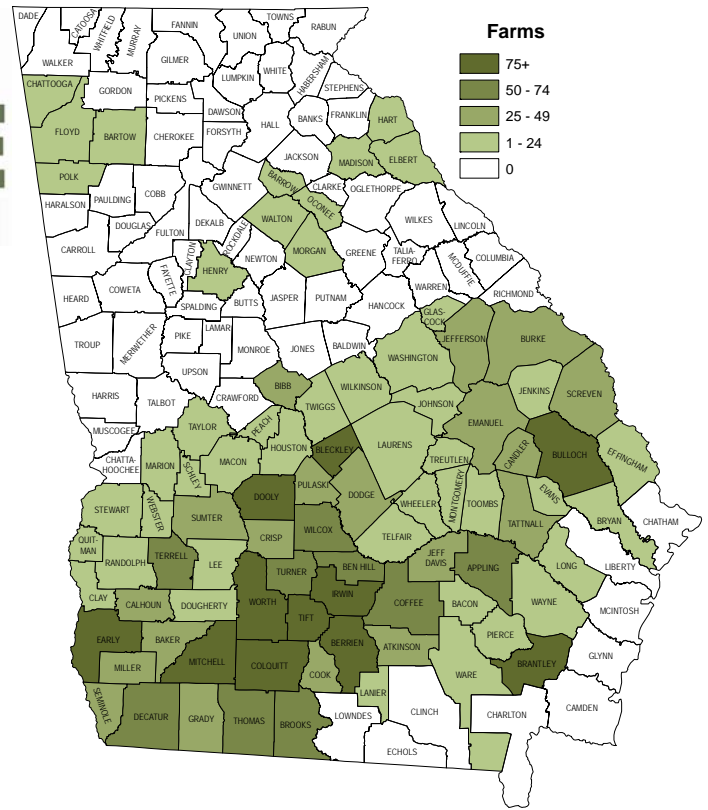


# 2007 CENSUS OF AGRICULTURE

## State Profile

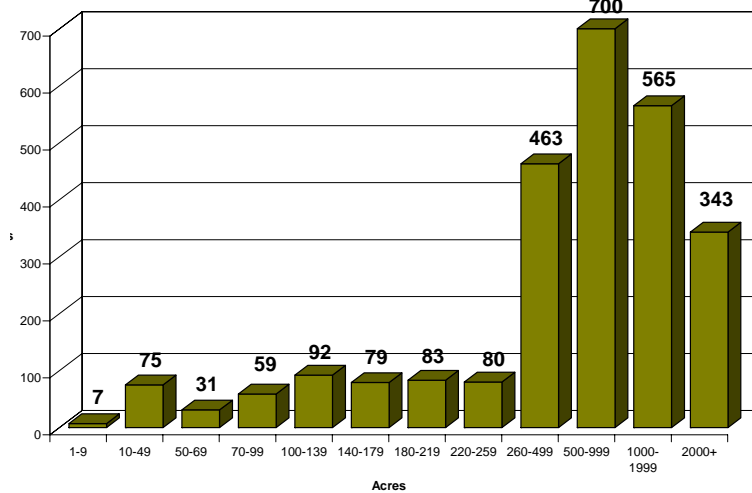
GA Field Office: 800-253-4419

## Georgia Cotton Farms

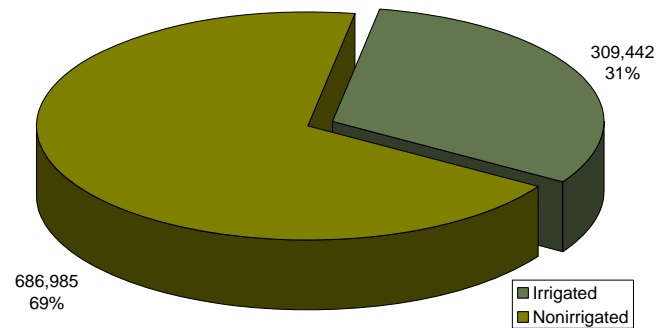


Cotton	Unit	2007	2002	% change
Farms	-	2,577	3,216	-20
Harvested Acres	Acres	996,427	1,267,150	-21
Irrigated Acres	Acres	309,442	327,866	-6
Production	Bales	1,628,260	1,564,995	+4
Value of Sales including cottonseed	\$1,000	434,014	318,013	+36

**Cotton Farms by Size**



**Cotton Acres Irrigated versus Non-Irrigated**



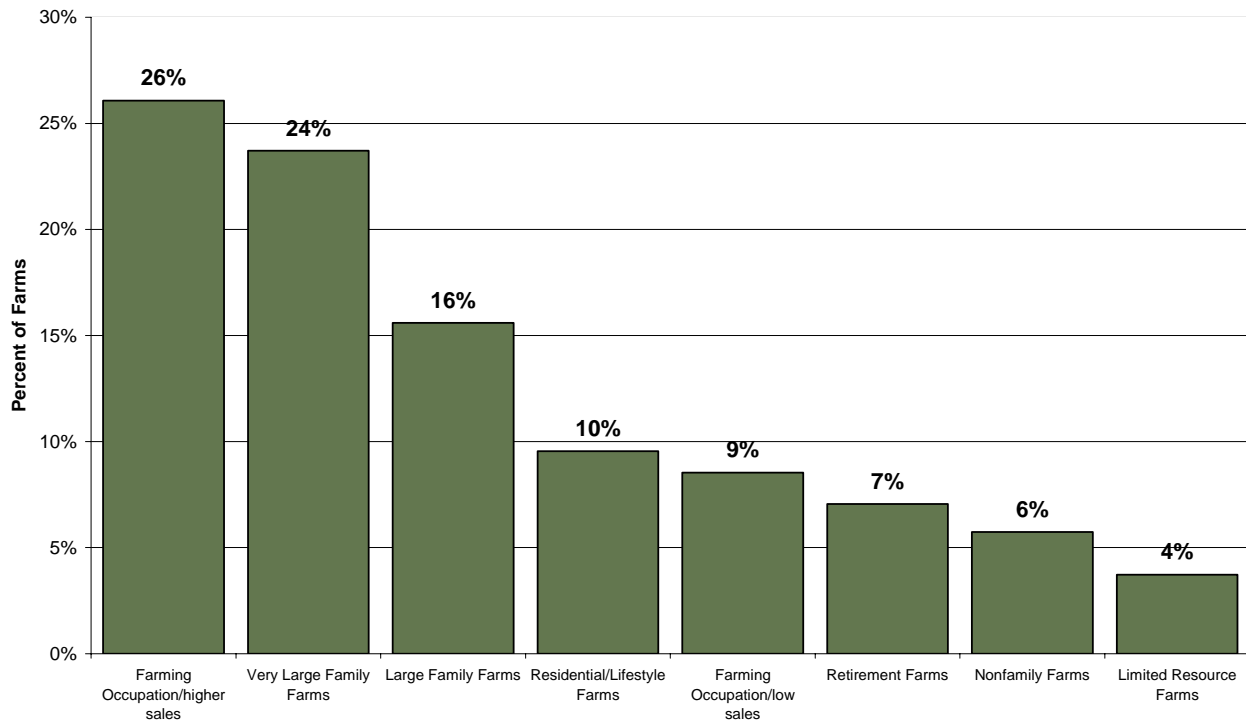
Age and Primary Occupation - 2007	Farming	Other
Under 25 years	17	0
25-34 years	170	28
35-44 years	322	56
45-54 years	609	124
55-64 years	634	85
65 and Over	443	89

Age and Primary Occupation - 2002	Farming	Other
Under 25 years	72	9
25-34 years	209	17
35-44 years	512	102
45-54 years	771	155
55-64 years	576	141
65 and Over	545	107

Tenure - 2007	Farms	Total Acres
Full Owner	633	197,758
Part Owner	1,591	685,624
Tenants	353	113,045
<b>Operators of Farm</b>		
One operator	1,908	646,114
More than one operator	669	350,313

Tenure - 2002	Farms	Total Acres
Full Owner	982	266,204
Part Owner	1,794	842,863
Tenants	440	158,083
<b>Operators of Farm</b>		
One operator	2,356	817,655
More than one operator	860	449,495

## Cotton Farms by Typology



### Other State Highlights

#### Farms by Economic Class

Market Value of Product Sold - 2007	Farms	Total Acres
\$ 1,000,000 or More	336	351,547
\$ 500,000 - 999,999	320	215,770
\$ 100,000 - 499,999	1,287	383,144
\$ 25,000 - 99,999	390	37,580
\$ 5,000 - 24,999	195	7,811
\$ 1,000 - 4,999	44	551
\$ Less than 1,000	5	24

Market Value of Product Sold - 2002	Farms	Total Acres
\$ 1,000,000 or More	189	230,307
\$ 500,000 - 999,999	289	268,715
\$ 100,000 - 499,999	1,215	586,976
\$ 25,000 - 99,999	916	149,450
\$ 5,000 - 24,999	458	28,495
\$ 1,000 - 4,999	129	2,976
\$ Less than 1,000	20	231

#### Principal Operator Characteristics

Summary of Type by Organization - 2007	Farms	Total Acres
Family or Individual	1962	651,720
Partnership	426	248,034
Corporation	175	96,035
Family Held	154	87,446
Other	21	8,589
Other - cooperatives, estate or trust, institutional, etc	14	638

Summary of Type by Organization - 2002	Farms	Total Acres
Family or Individual	2,562	855,721
Partnership	446	298,305
Corporation	195	110,364
Family Held	184	104,989
Other	11	5,375
Other - cooperatives, estate or trust, institutional, etc	13	2,760