



# Illinois Crop Progress and Condition

Released January 2, 2024

For the month of December, statewide, the average temperature was 39.2 degrees, 9.4 degrees above normal. Precipitation averaged 2.85 inches, 0.16 inches above normal. Topsoil moisture supply was rated 8 percent very short, 20 percent short, 61 percent adequate, and 11 percent surplus. Subsoil moisture supply was rated 12 percent very short, 48 percent short, 38 percent adequate, and 2 percent surplus. Winter wheat condition was rated 2 percent very poor, 9 percent poor, 34 percent fair, 40 percent good, and 15 percent excellent.

## Soil Moisture Supply: December 31, 2023

District and State	Topsoil Moisture Supply				Subsoil Moisture Supply			
	Very Short	Short	Adequate	Surplus	Very Short	Short	Adequate	Surplus
	(percent)	(percent)	(percent)	(percent)	(percent)	(percent)	(percent)	(percent)
Illinois .....	8	20	61	11	12	48	38	2

## Weather Information: December 2023

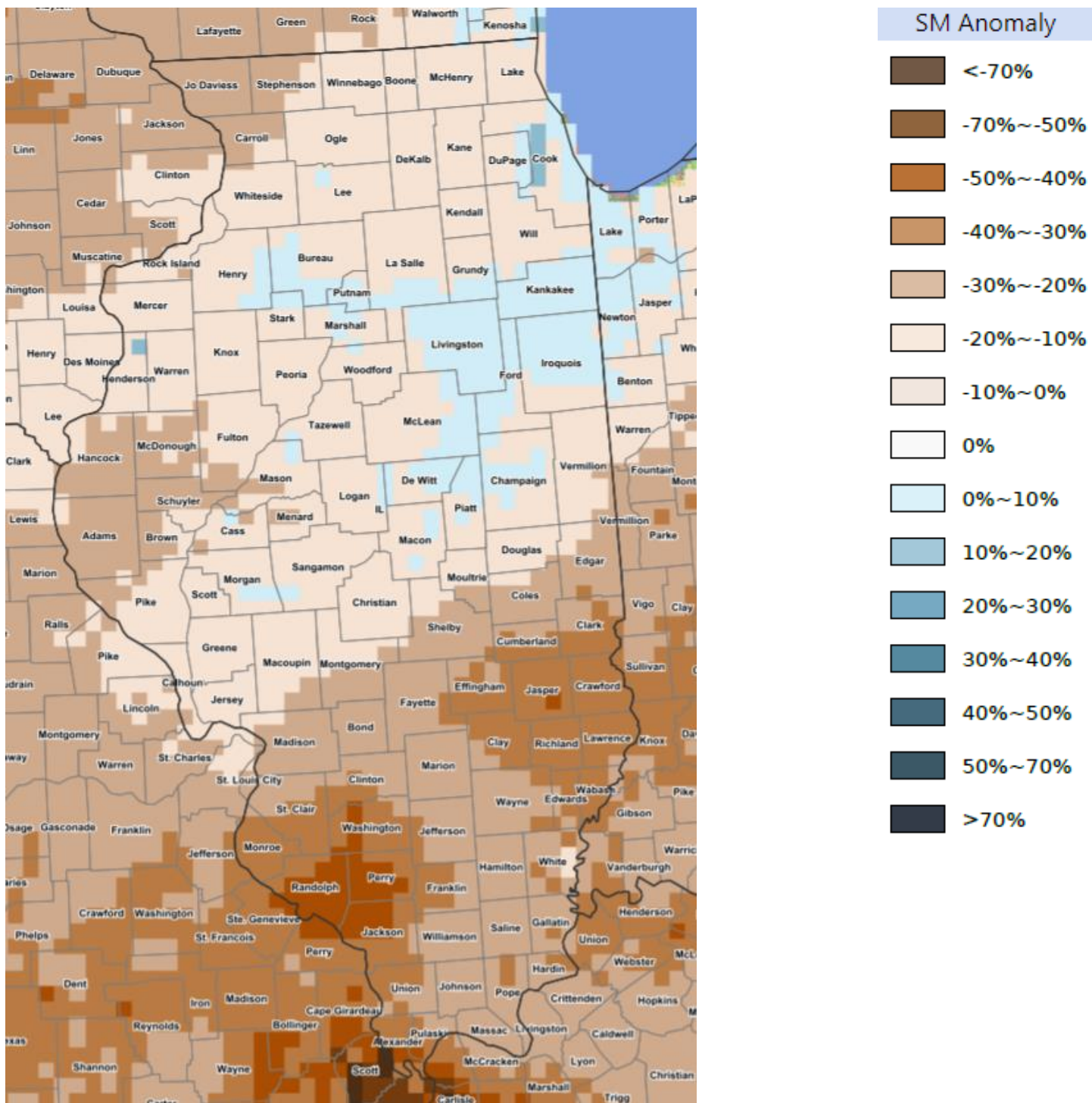
District and State	Temperature		Precipitation	
	Average	Departure from Normal	Total	Departure from Normal
	(degrees - F)	(degrees - F)	(inches)	(inches)
Northwest .....	36.0	10.9	2.73	0.69
Northeast .....	36.8	10.2	2.89	0.58
West .....	38.5	9.9	3.12	0.87
Central .....	38.3	9.9	2.93	0.43
East .....	38.5	9.8	3.08	0.50
West Southwest .....	40.2	9.0	3.29	0.57
East Southeast .....	40.5	8.3	2.76	-0.32
Southwest .....	42.5	8.1	2.35	-1.07
Southeast .....	42.7	7.6	2.29	-1.31
Illinois .....	39.2	9.4	2.85	0.16

Weather data provided by the Midwestern Regional Climate Center: <http://mrcc.isws.illinois.edu>

## Winter Wheat Condition – Illinois

Date	Very Poor	Poor	Fair	Good	Excellent
	(percent)	(percent)	(percent)	(percent)	(percent)
December 31, 2023 .....	2	9	34	40	15

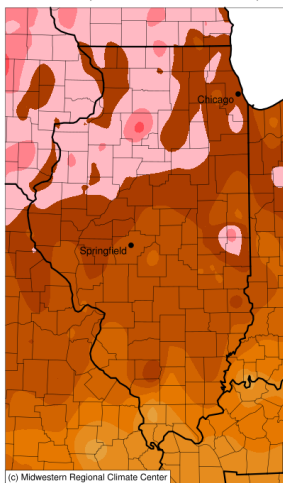
## Soil Moisture Deviation from Historical Average – December 30<sup>th</sup>, 2023



<https://cloud.csiss.gmu.edu/Crop-CASMA/>  
*(historical average includes 2018-2022)*

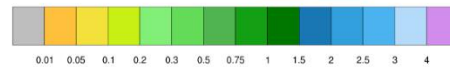
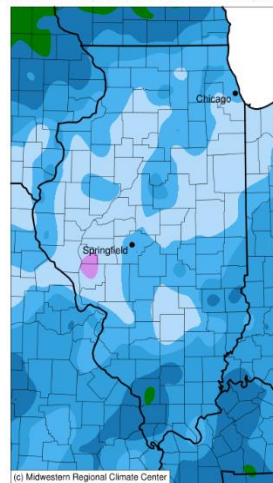
### Average Temperature (°F): Departure from 1991-2020 Normals

December 01, 2023 to December 31, 2023



### Accumulated Precipitation (in)

December 01, 2023 to December 31, 2023



## Access to NASS Reports

For your convenience, you may access NASS reports and products the following ways:

- All reports are available electronically, at no cost, on the NASS web site: <http://www.nass.usda.gov>
- Both national and state specific reports are available via a free e-mail subscription. To set-up this free subscription, visit <http://www.nass.usda.gov> and in the “Follow NASS” box under “Receive reports by Email,” click on “National” or “State” to select the reports you would like to receive.
- Follow us on Twitter @usda\_nass

For more information on NASS surveys and reports, call the Heartland Regional Field Office at (314) 595-9594 or e-mail: [nassrfohlr@usda.gov](mailto:nassrfohlr@usda.gov).