

# ILLINOIS WEATHER & CROPS



USDA, NASS  
Illinois Field Office  
P.O. Box 19283  
Springfield, Il. 62794-9283  
(800) 622-9865

ILLINOIS DEPARTMENT OF AGRICULTURE  
<http://www.nass.usda.gov/il>

RELEASED: December 1, 2008 3 P.M., CT

VOL. 29, NO. 40

## Agricultural Summary

Illinois saw its first glimpse of snow over the weekend, signaling the close of a long producing season. Cleaning and winterizing equipment is also keeping producers busy. The average temperature was 1.9 degrees below normal. The average weekly precipitation was 0.66 inch below normal. This is the final weekly report of the year. Illinois will be transitioning to the monthly report format. Thank you for your past and future cooperation.

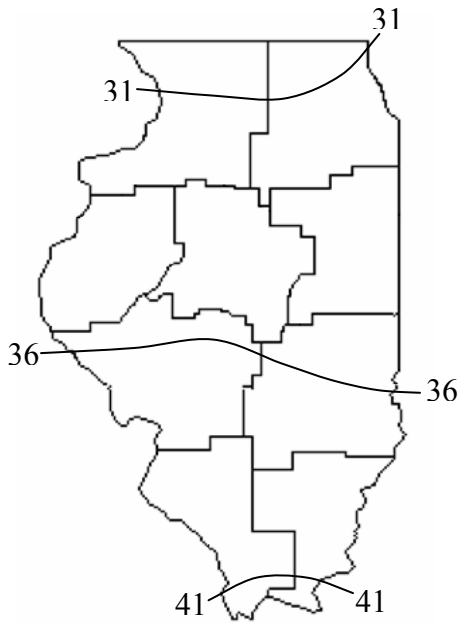
	Crop Progress			
	This Week	Last Week	2007	5-Year Average
November 30				
CORN:				
Harvested	98	95	100	99
SORGHUM:				
Harvested	97	90	100	98

## Soil Moisture Table

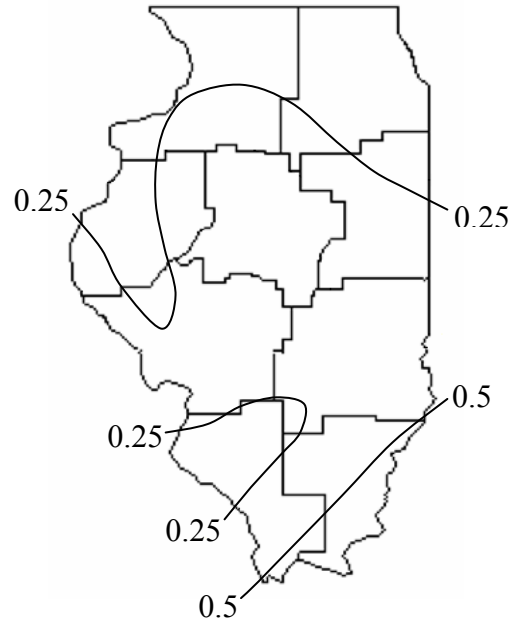
District	Topsoil Moisture			
	Very Short	Short	Adequate	Surplus
November 30				
Northwest	-	1	91	8
Northeast	-	-	100	-
West	-	16	74	10
Central	-	-	100	-
East	-	1	99	-
W Southwest	-	4	95	1
E Southeast	-	-	76	24
Southwest	-	4	63	33
Southeast	-	4	85	11
State	-	4	89	7

## Weather Information Table

District	Temperature		Precipitation	
	Average	Departure	Total	Departure
November 24 - 30				
Northwest	31.7	-0.8	0.25	-0.44
Northeast	31.8	-2.1	0.17	-0.63
West	34.9	-0.7	0.24	-0.48
Central	33.5	-2.0	0.31	-0.49
East	32.9	-3.0	0.31	-0.57
W Southwest	36.1	-1.8	0.25	-0.69
E Southeast	36.4	-2.8	0.32	-0.79
Southwest	39.6	-1.4	0.25	-1.01
Southeast	39.6	-2.2	0.43	-0.88
State	35.0	-1.9	0.28	-0.66

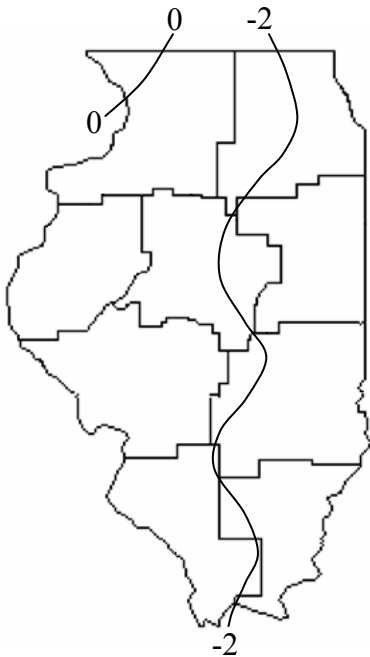


Average Temperature (°F)  
November 24 - 30

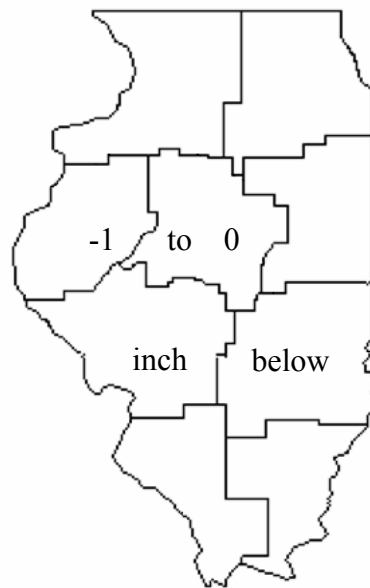


Total Precipitation (in.)  
November 24 - 30

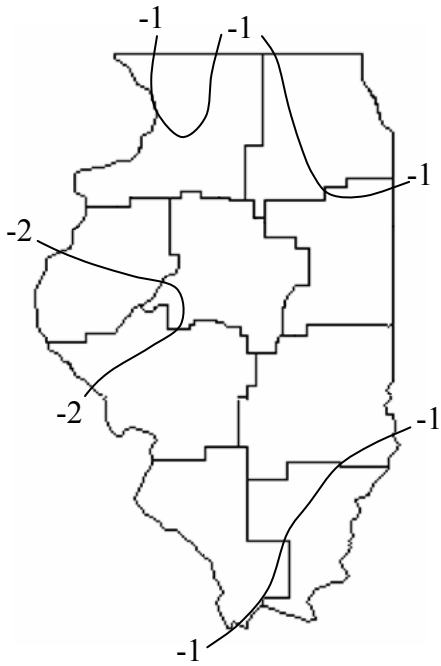
Weather data provided by the Illinois State Water Survey  
Visit their home page at <http://mcc.sws.uiuc.edu>  
(217) 244-8226



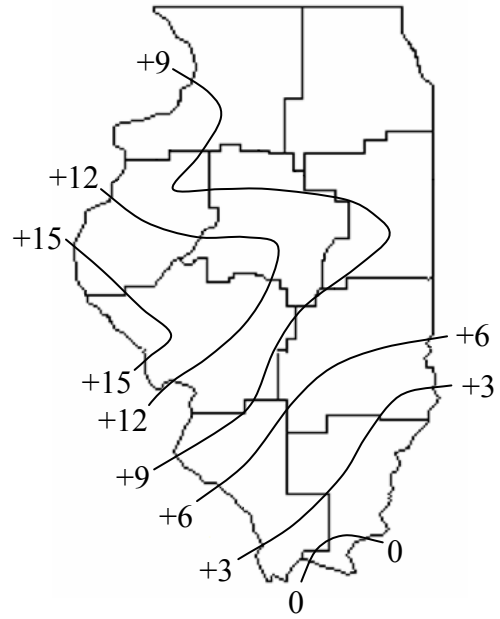
Temperature (°F) Departure  
November 24 - 30



Precipitation (in.) Departure  
November 24 - 30

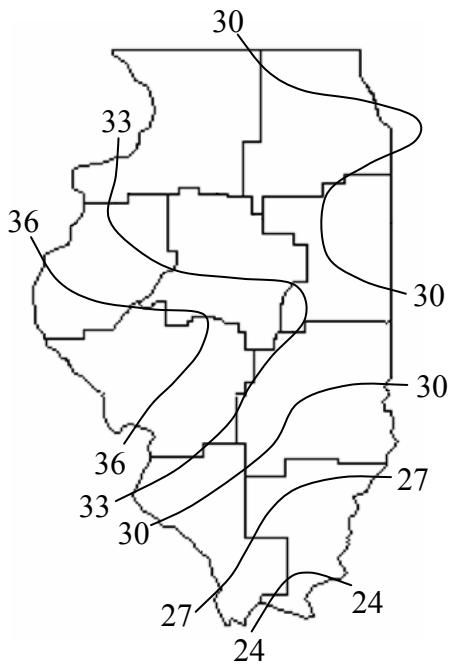


Temperature (°F) Departure  
April 1 – September 30

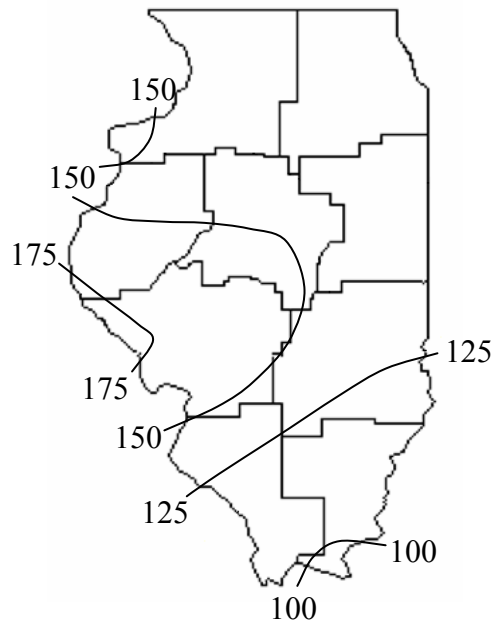


Precipitation (in.) Departure  
April 1 – September 30

Weather data provided by the Illinois State Water Survey  
Visit their home page at <http://mcc.sws.uiuc.edu>  
(217)244-8226



Total Precipitation (in.)  
April 1 – September 30



Precipitation % of Normal  
April 1 – September 30

ILLINOIS DEPARTMENT OF AGRICULTURE  
P.O. BOX 19283  
SPRINGFIELD, IL 62794-9283

---

PERIODICAL POSTAGE PAID  
AT SPRINGFIELD, ILLINOIS

---

NEWSPAPER TIME VALUE

Illinois Weather & Crops  
December 1, 2008

---

Illinois Weather & Crops (ISSN 0273-8635) is published weekly April-October, semimonthly in January, monthly in December, February and March and three issues in November, by the Illinois Dept. of Agriculture, USDA-NASS Illinois Field Office, Room 54, Department of Agriculture Bldg., 801 Sangamon Ave., Springfield, IL 62702. For information on subscribing, send request to the above address. Periodical postage paid at Springfield, Illinois. Postmaster: Send Address Change to Illinois Weather & Crops, P.O. Box 19283, Springfield, IL 62794-9283.

---

For a U.S. summary and other state data go to:  
<http://www.usda.gov/nass/pubs/staterpt.htm>  
The Illinois report is also available on the Internet at:  
<http://www.nass.usda.gov/il/wc.htm>

CROP PROGRESS INFORMATION in this report is provided voluntarily by local area officials of Farm Service Agency, Extension Service, National Resources Conservation Service, Farm Business Farm Management field staff, and agribusiness managers.

"Printed by authority of the State of Illinois" 12/1/08, 1,075, 1444

