

ILLINOIS WEATHER & CROPS



USDA, NASS
Illinois Field Office
P.O. Box 19283
Springfield, Il. 62794-9283
(800) 622-9865

ILLINOIS DEPARTMENT OF AGRICULTURE
<http://www.nass.usda.gov/il>

RELEASED: May 26, 2009 3 P.M., CT

VOL. 30, NO. 13

Agricultural Summary

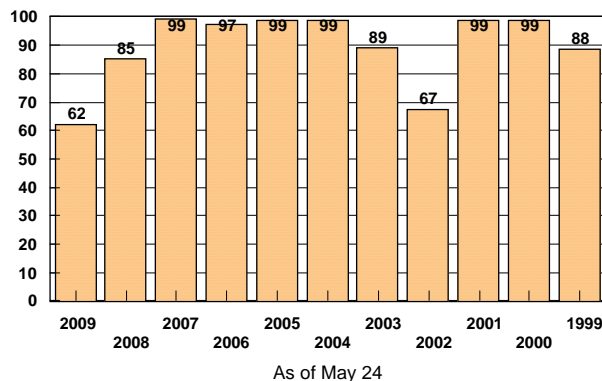
With the return of more favorable weather many farmers were finally able to make significant progress in planting. Many farmers reported fields that were still wet or even had standing water in them in places and it was necessary to work around these areas. Corn planting in particular made noteworthy progress, but is still considerably behind the five year average. Temperatures averaged 66.7 degrees, 1.2 degrees above normal across the state. Statewide precipitation averaged 0.05 inch, 0.84 inch below normal. There were 4.7 days suitable for fieldwork reported. Topsoil moisture was rated 1 percent short, 58 percent adequate, and 41 percent surplus.

Crop Progress Percents

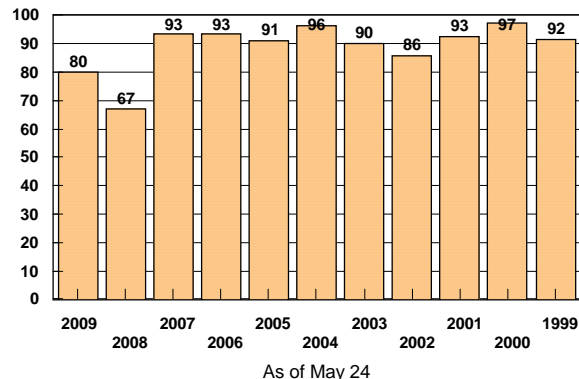
	This Week	Last Week	2008	5-Year Average
May 24				
CORN:				
Planted	62	20	85	96
Emerged	22	7	58	85
SOYBEANS:				
Planted	12	1	36	69
Emerged	1	1/	4	38
SORGHUM:				
Planted	3	1/	2	43
WHEAT:				
Headed	80	61	67	88
Filled	19	7	13	43
OATS:				
Headed	6	1	4	19
Filled	2	1/	2	6
ALFALFA:				
First Cutting	25	3	18	39
RED CLOVER:				
Cutting	12	1	11	38

1/ Less than 1 percent.

Corn - Percent Planted Illinois



Winter Wheat - Percent Headed Illinois



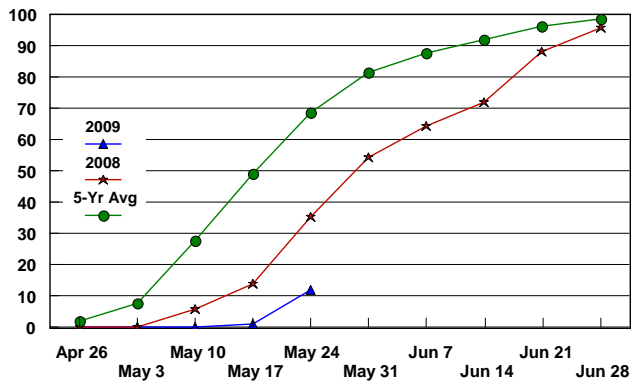
Crop Condition Percents

Crop	Very Poor	Poor	Fair	Good	Excellent
May 24					
Winter Wheat	1	5	27	57	10
Oats	2	4	28	57	9
Alfalfa	1	4	21	57	17
Red Clover	1	2	18	60	19
Pasture	1	2	14	53	30

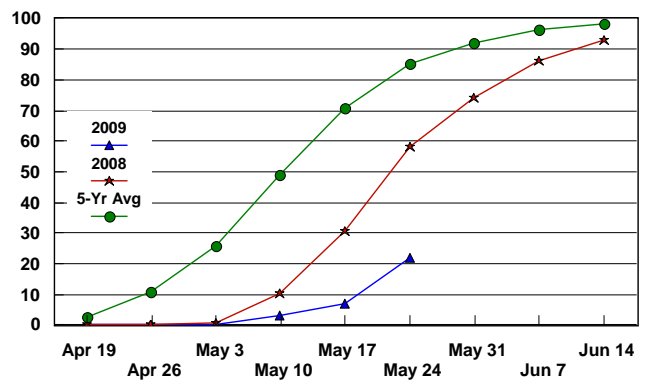
Days Suitable for Fieldwork and Topsoil Moisture Percents

District	Days Suitable For Fieldwork	Topsoil Moisture Percents			
		Very Short	Short	Adequate	Surplus
May 18 - 24		May 24			
Northwest	6.0	-	3	74	23
Northeast	4.9	-	-	74	26
West	4.2	-	-	45	55
Central	4.4	1	1	74	24
East	4.7	-	1	75	24
W Southwest	4.6	-	-	37	63
E Southeast	4.4	-	-	43	57
Southwest	4.1	-	-	38	62
Southeast	4.1	-	-	40	60
State	4.7	-	1	58	41

Soybeans - Percent Planted
Illinois



Corn - Percent Emerged
Illinois

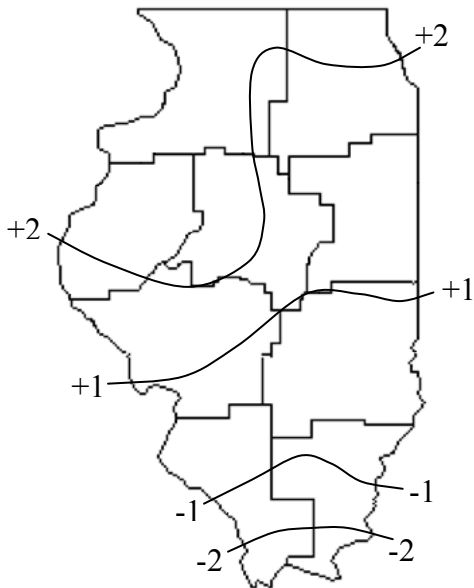


Crop Progress Percents by Districts

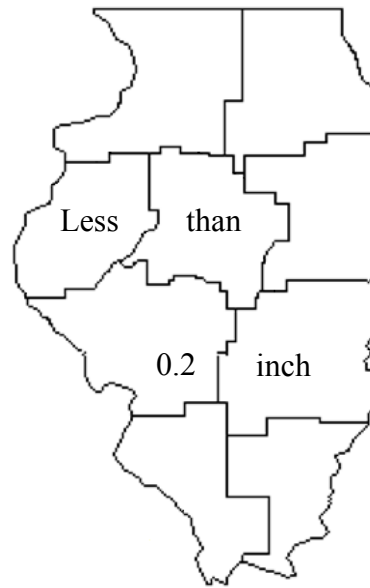
District	Corn Planted	Corn Emerged	Soybeans Planted
May 24			
Northwest	82	39	35
Northeast	54	10	11
West	63	23	15
Central	59	17	6
East	72	21	10
W Southwest	62	32	15
E Southeast	48	7	4
Southwest	48	15	8
Southeast	30	9	5
State	62	22	12

Weather Information Table

District	Temperature		Precipitation		Growing Degree Days	
	Average	Departure	Total	Departure	Since May 1	Departure
	May 18 - 24					
Northwest	65.6	2.3	0.03	-0.86	229	-10
Northeast	64.3	1.9	0.01	-0.88	222	0
West	67.7	2.2	0.12	-0.85	285	-5
Central	67.1	2.0	0.03	-0.89	276	-3
East	66.6	1.7	0.04	-0.91	271	-2
W Southwest	68.0	1.4	0.03	-0.84	314	1
E Southeast	67.0	0.1	0.02	-0.80	315	-2
Southwest	66.9	-0.8	0.14	-0.70	336	-4
Southeast	66.9	-1.1	0.08	-0.84	344	-3
State	66.7	1.2	0.05	-0.84	286	-3



Temperature (°F) Departure
May 18 - 24



Precipitation (in.) Total
May 18 - 24

ILLINOIS DEPARTMENT OF AGRICULTURE
P.O. BOX 19283
SPRINGFIELD, IL 62794-9283

PERIODICAL POSTAGE PAID
AT SPRINGFIELD, ILLINOIS

NEWSPAPER TIME VALUE

Illinois Weather & Crops
May 26, 2009

Illinois Weather & Crops (ISSN 0273-8635) is published weekly April-October, semimonthly in January, monthly in December, February and March and three issues in November, by the Illinois Dept. of Agriculture, USDA-NASS Illinois Field Office, Room 54, Department of Agriculture Bldg., 801 Sangamon Ave., Springfield, IL 62702. For information on subscribing, send request to the above address. Periodical postage paid at Springfield, Illinois. Postmaster: Send Address Change to Illinois Weather & Crops, P.O. Box 19283, Springfield, IL 62794-9283.

For a U.S. summary and other state data go to:
<http://www.usda.gov/nass/pubs/staterpt.htm>
The Illinois report is also available on the Internet at:
<http://www.nass.usda.gov/il/wc.htm>

CROP PROGRESS INFORMATION in this report is provided voluntarily by local area officials of Farm Service Agency, Extension Service, National Resources Conservation Service, Farm Business Farm Management field staff, and agribusiness managers.

"Printed by authority of the State of Illinois" 5/26/09, 950, 1444

