

ILLINOIS WEATHER & CROPS



USDA, NASS
Illinois Field Office
P.O. Box 19283
Springfield, IL 62794-9283
(800) 622-9865

ILLINOIS DEPARTMENT OF AGRICULTURE
<http://www.nass.usda.gov/il>

RELEASED: August 10, 2009 3 P.M., CT
VOL. 30, NO. 24

Agricultural Summary

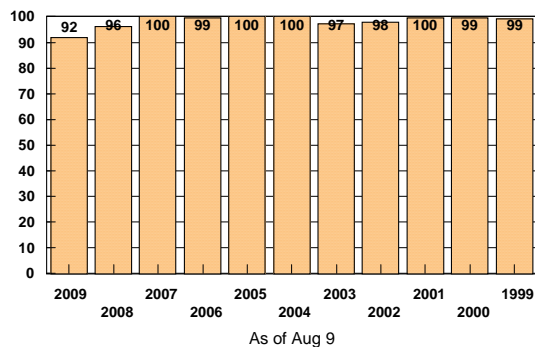
Higher temperatures across the state last week aided crop development. Scattered storms throughout Illinois, caused small scale damage in some areas, but producers were thankful for the needed precipitation. Mowing, scouting, and spraying were included in farm activities. There were 5.2 days suitable for fieldwork reported. Topsoil moisture was rated 2 percent very short, 10 percent short, 77 percent adequate, and 11 percent surplus. Soybeans are 42 percent setting pods, compared to 52 percent in 2008 and 77 percent for the five-year average. Temperatures statewide averaged 73.9 degrees, 0.1 degree above average. Statewide precipitation averaged 0.82 inches, 0.16 inch below average.

Crop Progress Percents

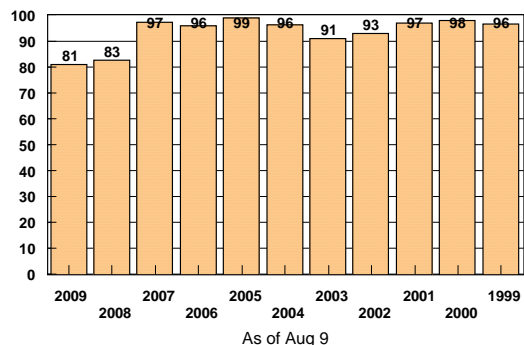
	This Week	Last Week	2008	5-Year Average
August 9				
CORN:				
Silked	92	80	96	99
Dough	29	16	45	70
Dent	2	1	5	23
SOYBEANS:				
Blooming	81	63	83	94
Setting Pods	42	18	52	77
Turning Yellow	<u>1</u> /	<u>1</u> /	<u>1</u> /	1
SORGHUM:				
Headed	29	16	46	80
Coloring	<u>1</u> /	<u>1</u> /	3	21
OATS:				
Ripe	94	73	99	100
Harvested	74	46	86	95
ALFALFA:				
Third Cutting	38	22	45	54

1/ Less than one percent.

Corn - Percent Silked
Illinois



Soybeans - Percent Blooming
Illinois



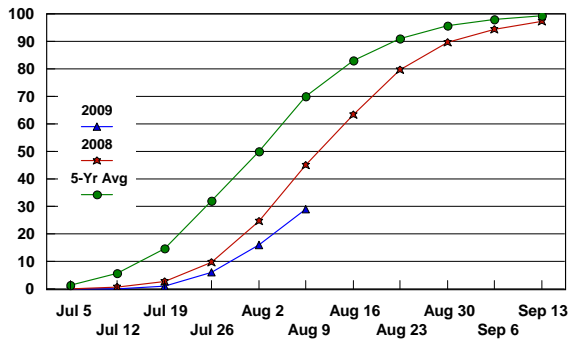
Crop Condition Percents

Crop	Very Poor	Poor	Fair	Good	Excellent
August 9					
Corn	2	8	27	49	14
Soybeans	2	6	32	47	13
Sorghum	-	5	20	64	11
Pasture	-	4	20	55	21

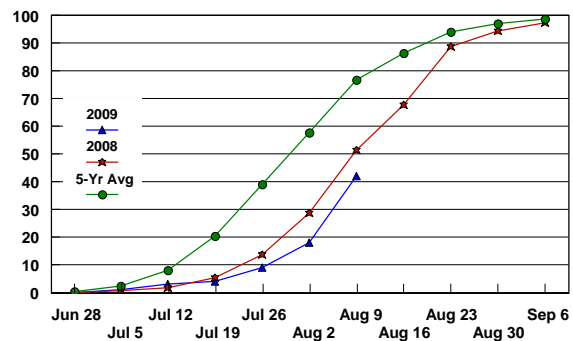
Days Suitable for Fieldwork and Topsoil Moisture Percents

District	Days Suitable For Fieldwork	Topsoil Moisture Percents			
		Very Short	Short	Adequate	Surplus
August 3 - 9		August 9			
Northwest	4.4	-	-	66	34
Northeast	4.9	-	13	86	1
West	3.6	-	2	85	13
Central	4.1	-	4	80	16
East	5.8	1	25	74	-
W Southwest	6.0	11	15	73	1
E Southeast	6.1	-	14	78	8
Southwest	6.2	-	-	89	11
Southeast	6.2	-	-	90	10
State	5.2	2	10	77	11

Corn - Percent Dough
Illinois



Soybeans - Percent Setting Pods
Illinois

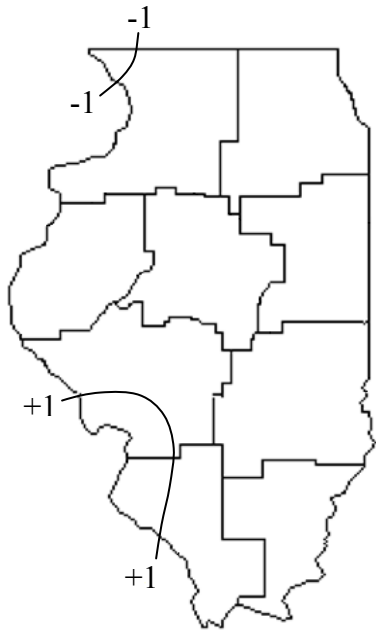


Crop Progress Percents by Districts

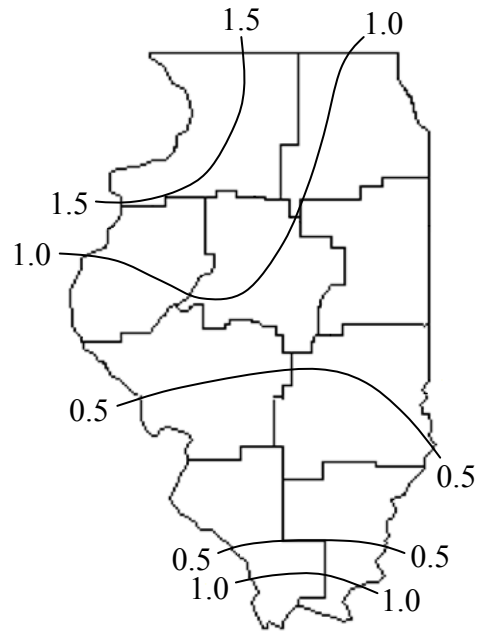
District	Corn Silked	Corn Dough	Soybeans Blooming	Soybeans Setting Pods
August 9				
Northwest	91	28	89	48
Northeast	91	15	84	29
West	84	25	74	30
Central	99	28	98	69
East	97	21	94	49
W Southwest	90	41	73	39
E Southeast	91	30	55	18
Southwest	87	58	76	52
Southeast	93	62	79	42
State	92	29	81	42

Weather Information Table

District	Temperature		Precipitation		Growing Degree Days	
	Average	Departure	Total	Departure	Since May 1	Departure
	August 3 - 9					
Northwest	71.6	-0.2	1.66	0.54	1,643	-224
Northeast	71.8	0.0	0.78	-0.27	1,616	-206
West	74.1	0.2	1.23	0.20	1,907	-183
Central	72.9	-0.2	1.15	0.11	1,865	-163
East	72.3	-0.3	0.69	-0.28	1,864	-130
W Southwest	75.3	0.6	0.59	-0.26	2,033	-137
E Southeast	74.4	-0.4	0.48	-0.45	2,090	-89
Southwest	77.1	0.9	0.31	-0.61	2,253	-34
Southeast	76.5	0.3	0.32	-0.62	2,282	-25
State	73.9	0.1	0.82	-0.16	1,936	-137



Temperature (°F) Departure
August 3 - 9



Precipitation (in.) Total
August 3 - 9

Weather data provided by the Midwestern Regional Climate Center
 Visit their home page at <http://mrcc.isws.illinois.edu/>
 (217)244-8226

ILLINOIS DEPARTMENT OF AGRICULTURE
P.O. BOX 19283
SPRINGFIELD, IL 62794-9283

PERIODICAL POSTAGE PAID
AT SPRINGFIELD, ILLINOIS

NEWSPAPER TIME VALUE

Illinois Weather & Crops
August 10, 2009

Illinois Weather & Crops (ISSN 0273-8635) is published weekly April-October, semimonthly in January, monthly in December, February and March and three issues in November, by the Illinois Dept. of Agriculture, USDA-NASS Illinois Field Office, Room 54, Department of Agriculture Bldg., 801 Sangamon Ave., Springfield, IL 62702. For information on subscribing, send request to the above address. Periodical postage paid at Springfield, Illinois. Postmaster: Send Address Change to Illinois Weather & Crops, P.O. Box 19283, Springfield, IL 62794-9283.

For a U.S. summary and other state data go to:
<http://www.usda.gov/nass/pubs/staterpt.htm>
The Illinois report is also available on the Internet at:
<http://www.nass.usda.gov/il/wc.htm>

CROP PROGRESS INFORMATION in this report is provided voluntarily by local area officials of Farm Service Agency, Extension Service, National Resources Conservation Service, Farm Business Farm Management field staff, and agribusiness managers.

"Printed by authority of the State of Illinois" 8/10/09, 950, 1444

