



Iowa Ag News – Milk Production

Iowa Field Office · 210 Walnut Street Ste 833 · Des Moines IA 50309 · (515) 284-4340 · (800) 772-0825
fax (515) 284-4342 or (800) 719-1794 · www.nass.usda.gov/ia

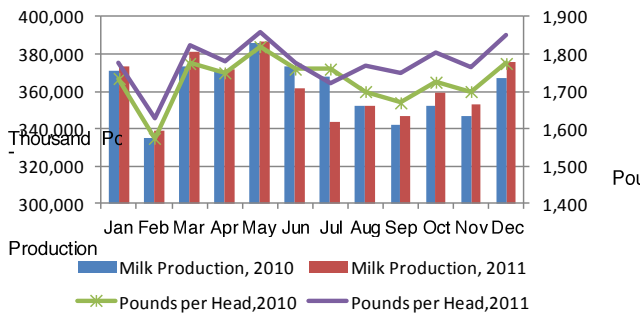
Cooperating with the Iowa Department of Agriculture and Land Stewardship

January 23, 2012

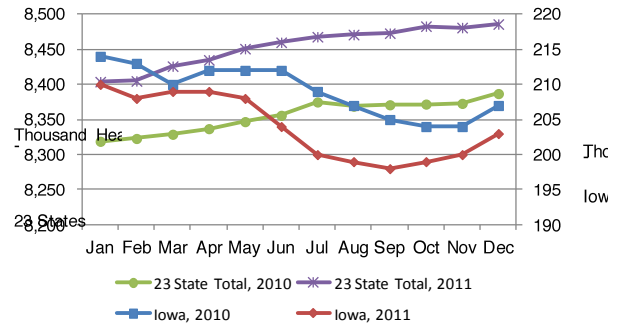
Media Contact: Greg Thessen

Milk production in Iowa during December 2011 totaled 376 million pounds, up nearly 3 percent from December 2010 according to the USDA, National Agricultural Statistics Service – *Milk Production*. The average number of milk cows at 203,000 head, was down 2 percent from December 2010. Production per cow averaged 1,850 pounds, up 4 percent from December 2010.

Milk Production & Pounds per Head, Iowa, 2010-2011



Milk Cow Inventory, Iowa & 23 State Total, 2010-2011



Milk Cows and Production: Selected States, December 2010 and 2011

State	Milk Cows ¹		Milk Per Cow ²		Milk Production ²		Change from 2010
	2010	2011	2010	2011	2010	2011	
	(1,000 Head)	(1,000 Head)	(Pounds)	(Pounds)	(Million Pounds)	(Million Pounds)	(Percent)
Arizona	184	191	1,970	1,965	362	375	3.6
California	1,749	1,779	1,925	1,965	3,367	3,496	3.8
Colorado	123	131	1,985	1,955	244	256	4.9
Florida	114	120	1,660	1,600	189	192	1.6
Idaho	574	581	1,870	1,910	1,073	1,110	3.4
Illinois	98	99	1,640	1,690	161	167	3.7
Indiana	171	174	1,685	1,760	288	306	6.3
Iowa	207	203	1,775	1,850	367	376	2.5
Kansas	122	123	1,805	1,780	220	219	-0.5
Michigan	361	370	1,920	1,950	693	722	4.2
Minnesota	470	465	1,605	1,635	754	760	0.8
Missouri	95	93	1,230	1,240	117	115	-1.7
New Mexico	321	334	2,065	2,025	663	676	2.0
New York	611	610	1,750	1,755	1,069	1,071	0.2
Ohio	270	270	1,610	1,625	435	439	0.9
Oregon	121	123	1,660	1,650	201	203	1.0
Pennsylvania	543	539	1,640	1,650	891	889	-0.2
Texas	420	435	1,845	1,855	775	807	4.1
Utah	86	89	1,780	1,800	153	160	4.6
Vermont	135	133	1,575	1,595	213	212	-0.5
Virginia	95	96	1,510	1,530	143	147	2.8
Washington	252	263	1,945	1,950	490	513	4.7
Wisconsin	1,265	1,265	1,705	1,750	2,157	2,214	2.6
23-State Total	8,387	8,486	1,791	1,818	15,025	15,425	2.7

¹ Includes dry cows, excludes heifers not yet fresh. ² Excludes milk sucked by calves.

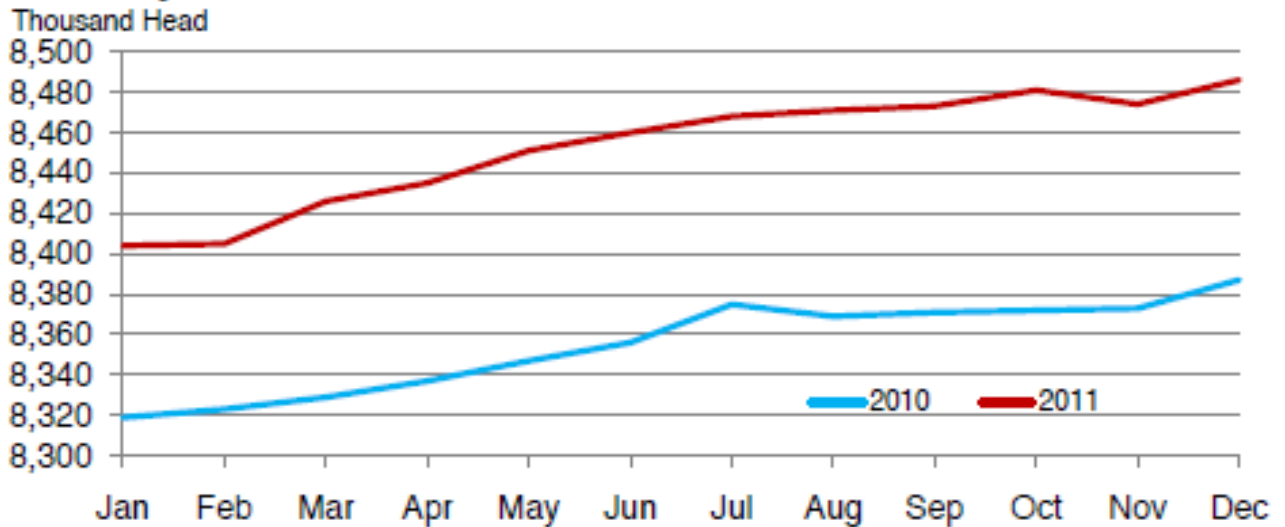
United States Milk Production

Milk production in the 23 major States during December totaled 15.4 billion pounds, up 2.7 percent from December 2010. November revised production at 14.7 billion pounds, was up 2.2 percent from November 2010. The November revision represented an increase of 3 million pounds or less than 0.1 percent from last month's preliminary production estimate.

Production per cow in the 23 major States averaged 1,818 pounds for December, 27 pounds above December 2010.

The number of milk cows on farms in the 23 major States was 8.49 million head, 99,000 head more than December 2010, and 12,000 head more than November 2011.

Monthly Milk Cows - 23 Selected States



###