



Minnesota Ag News – Crop Progress & Condition

Minnesota Field Office · 375 Jackson St, Ste 610 · St. Paul, MN 55101 (651) 728-3113

fax (855) 271-9802 · www.nass.usda.gov/mn

Cooperating with the Minnesota Department of Agriculture

April 22, 2024 - For Immediate Release

Media Contact: Dan Lofthus

Rain across much of Minnesota resulted in **3.0 days suitable for fieldwork** for the week ending April 21, 2024, according to the USDA’s National Agricultural Statistics Service. Fieldwork included tillage and planting of small grains, row crops, and sugarbeets. Livestock were doing well with no issues reported.

Topsoil moisture supplies were rated 8 percent very short, 22 percent short, 61 percent adequate, and 9 percent surplus. **Subsoil moisture** supplies were rated 10 percent very short, 31 percent short, 55 percent adequate, and 4 percent surplus.

Corn planted was at 8 percent, 9 days ahead of last year and 2 days ahead of the 5-year average. **Soybeans** planted reached 5 percent, 11 days ahead of last year and 1 week ahead of the 5-year average.

Barley planted was at 12 percent with the crop beginning to emerge at 1 percent. **Oats** planted was at 29 percent, with 10 percent emerged. **Spring wheat** planted was 18 percent with 2 percent emerged.

Sugarbeets planted reached 29 percent.

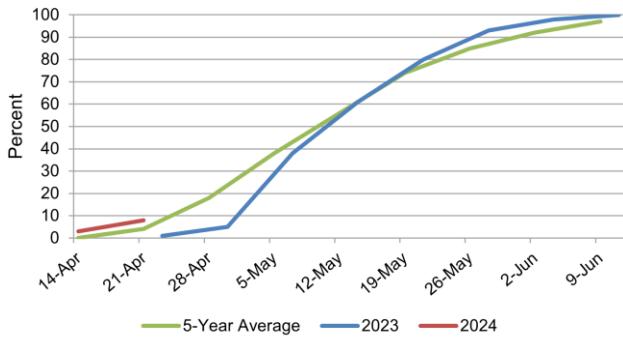
Crop Progress as of April 21, 2024

Item	This week	Last week	Last year	5-year avg
	(percent)	(percent)	(percent)	(percent)
Barley planted	12	3	0	3
Corn planted	8	3	1	4
Oats planted	29	17	4	13
Oats emerged	10	5	1	2
Soybeans planted	5	1	0	0
Spring wheat planted	18	3	0	3
Sugarbeets planted	29	2	0	4

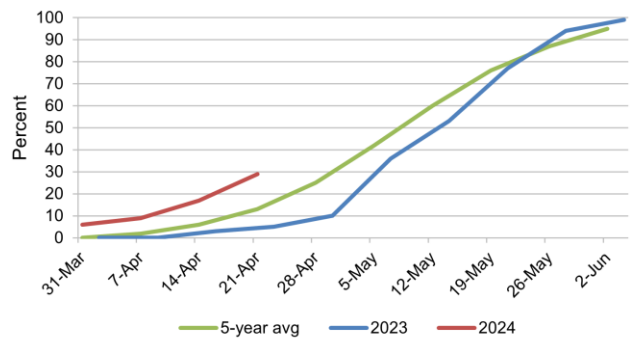
Days Suitable for Fieldwork and Soil Moisture Condition as of April 21, 2024

Item	This week	Last week	Last year
	(days)	(days)	(days)
Days suitable	3.0	3.2	0.3
	(percent)	(percent)	(percent)
Topsoil moisture			
Very short	8	13	3
Short	22	23	5
Adequate	61	60	59
Surplus	9	4	33
Subsoil moisture			
Very short	10	15	3
Short	31	33	12
Adequate	55	51	66
Surplus	4	1	19

Corn Planted - Minnesota

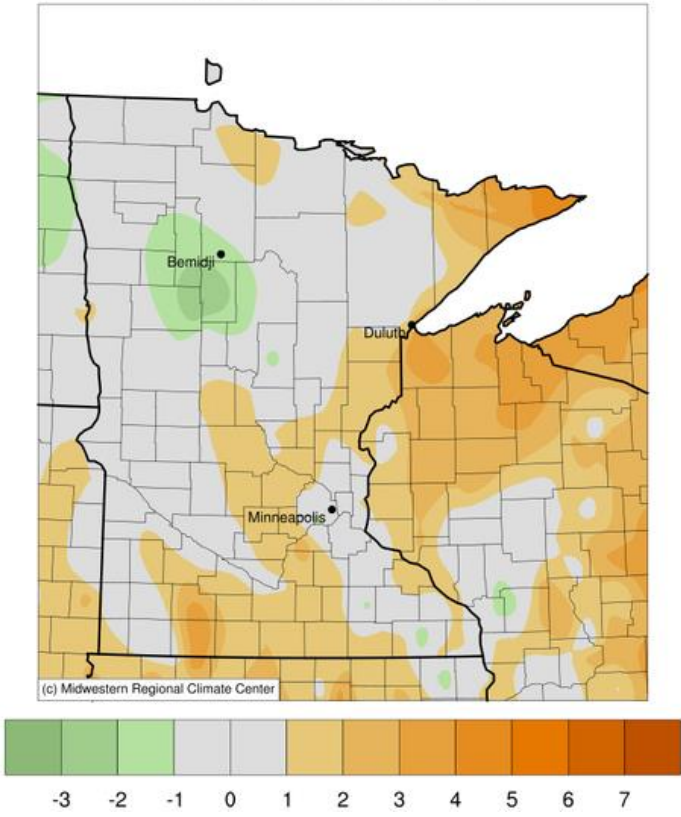


Oats Planted - Minnesota



The complete report can be found on the USDA NASS website at www.nass.usda.gov/Publications.

Average Temperature (°F): Departure from 1991-2020 Normals
April 15, 2024 to April 21, 2024



Accumulated Precipitation (in)
April 15, 2024 to April 21, 2024

