



Montana Wheat Varieties 2009

Cooperating with the Montana Department of Agriculture
10 W 15th Street, Suite 3100 · Helena, MT 59626

Released: July 10, 2009

WINTER WHEAT

Montana planted 2.45 million acres of winter wheat in 2009, down from the 2.6 million acres planted in 2008. Montana is ranked fifth for winter wheat planted acres in the United States. The top four varieties listed below account for nearly fifty-three percent of the total winter wheat planted in Montana for 2009.

Genou is the top winter wheat variety planted in Montana for the third year in a row. Farmers planted 598,700 acres of the variety, which accounts for 24.5 percent of the total winter wheat acreage. The variety was released by Montana State University in 2004. Genou is a solid-stem, hard red winter wheat with enhanced yield potential and cold tolerance in comparison to Rampart. Test weight, maturity, height, and protein qualities are similar to Rampart and Vanguard varieties. Genou is resistant to the wheat stem sawfly.

Yellowstone is the second most common winter wheat variety for 2009, up from third in 2008. It accounts for 12.7 percent of the state's planted acreage with 311,800 acres seeded. Yellowstone is a hard red winter wheat developed by the Montana Agricultural Experiment Station and was released in 2005. The variety is very high yielding with medium test weight, maturity, height, and grain protein. It has excellent baking quality and good noodle quality. It is moderately resistant to dwarf smut and stripe rust but is susceptible to stem rust.

CDC Falcon is the third most common winter wheat variety planted in Montana in 2009. A total of 225,600 acres were planted, or 9.2 percent of the state's total acreage. CDC Falcon is a semi-dwarf, hard red winter wheat developed by the Crop Development Center in Saskatoon, Saskatchewan and was registered in 1998. It is a high yielding wheat with a short strong straw, good winter-hardiness, and a resistance to stem and leaf rust. This variety has shown average to above average yields on dryland and good performance for irrigated fields.

Ledger is the fourth leading winter wheat variety planted in Montana during 2009 with 153,600 acres or 6.3 percent of the total winter wheat planted. Ledger is a hard red winter wheat that was developed by WestBred LLC and was released in 2004. It is an early maturing, semidwarf wheat with medium winter hardiness. It has average yield and protein and above average test weights. Ledger is moderately resistant to stripe rust and susceptible to stem rust.



Did you know? One bushel of wheat will produce
73 one-pound loaves of bread.

SPRING WHEAT

In 2009, there were 2.45 million acres of spring wheat planted. Montana remains the second largest spring wheat producer in the United States. The top four spring wheat varieties account for sixty percent of all Montana's spring wheat acreage.

Reeder is the leading spring wheat variety planted this year with 555,300 acres planted or 22.5 percent of all spring wheat planted in Montana, down from last year's 637,700 acres. Reeder was developed by the North Dakota Agricultural Experiment Station and released in 1999. It is an awned, semi-dwarf, hard red spring wheat resistant to upper Midwest stem and leaf rust. It was developed from a cross of a relative of Stoa and germplasm from Brazil. Its stay-green trait allows for a longer grain-fill period and a higher yield.

Choteau is the second most common variety planted in 2009 with 547,700 acres or 22.2 percent of Montana's spring wheat acreage. Choteau was developed by the Montana Agricultural Experiment Station in 2003. It is a semi-dwarf, hard red spring wheat with solid stems which lends tolerance to the wheat stem sawfly. The spike is lax and tapered with white awns and glumes. Kernels are red ovate with a medium crease and brush. Choteau is resistant to the prevalent stem rust in Montana and is tolerant to the Hessian fly. Yields are similar to McNeal in Montana.

McNeal is ranked third for the third year in a row with 256,400 acres seeded or 10.5 percent of the acres planted. McNeal was developed by the Montana Agricultural Experiment Station and released in March 1995. It is a semi-dwarf, hard red spring wheat with red chaff and tan straw. The variety is moderately resistant to lodging and to prevalent races of stem rust and wheat streak mosaic virus. It is somewhat susceptible to leaf rust and stripe rust, and is also fairly vulnerable to Russian wheat aphid and the wheat stem sawfly. McNeal has shown above average yields similar to Reeder and Choteau.

Vida is the fourth leading spring wheat variety planted in 2009, surpassing the popular variety Fortuna that was fourth in 2008. Montana producers planted 119,000 acres of Vida this year, accounting for 4.9 percent of the total acres planted. Vida was derived from a cross of Scholar and Reeder in 1998 by the Montana Agricultural Experiment Station and was released in 2005. It is a high yielding hard red spring wheat with moderate resistance to leaf and stripe rust. Vida is a semidwarf with white glumes and awns. Its kernels are red, ovate with rounded cheeks and has good milling and baking characteristics.

DURUM WHEAT

Montana producers planted 530,000 acres of durum wheat, down from the 590,000 acres planted in 2008. Montana ranks second in the U.S. for durum wheat planted acres, behind North Dakota. The top four varieties, Mountrail, Kyle, Lebsock, and Strongfield account for nearly sixty percent of the total durum wheat planted in Montana during 2009.

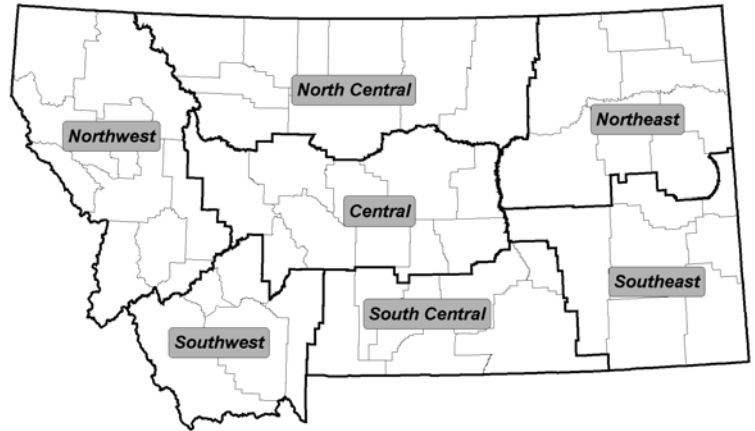
Mountrail has been the leading durum wheat variety planted in Montana for the past six years. It was seeded on 184,400 acres, or 35 percent of Montana's total planted acreage. Mountrail was developed from the cross of D8479 and Renville by the North Dakota Agricultural Experiment Station in 1999. This variety is a medium height, late maturing, stiff-strawed durum. It is resistant to both leaf and stem rusts. Mountrail has an above average yield, an average test weight, medium to large kernels, and average protein. It is also known for having a high semolina extract with strong gluten.

Kyle is the second most common durum wheat variety planted in 2009. There were 45,500 acres seeded in the state, accounting for 8.6 percent of the state's total acres, down from the 83,800 acres or 14.2 percent of the planted acres in 2008. Kyle was developed by the Agriculture Canada Research Station in Swift Current, Saskatchewan and released in 1984. It has white glumes, and long spreading awns that turn black at maturity. Kyle is resistant to leaf and stem rust. It is moderately susceptible to tan spot and Septoria leaf spot and susceptible to loose smut. Kyle has the highest tolerance to color-loss from rainfall.

Lebsock rose from fifth in 2008 with 34,800 acres to third in 2009 with 40,400 acres planted in Montana. It accounts for 7.6 percent of the total durum acres planted. Lebsock was released in 1999 by the North Dakota Agricultural Experiment Station. It is a stiff-strawed durum with medium height and maturity. Lebsock is resistant to stem and leaf rust and is moderately resistant to tan spot.

Strongfield is ranked as the fourth most common durum variety with 40,000 acres planted in 2009, or 7.5 percent of Montana's total acres. Strongfield was released by Ag Canada in 2004. It is medium in height and maturity and has good resistance to leaf and stem rusts. It is only moderately resistant to common bunt. The variety exhibits good end use qualities by having high protein, low grain cadmium concentration, high yellow pigment, and a moderately strong gluten content.

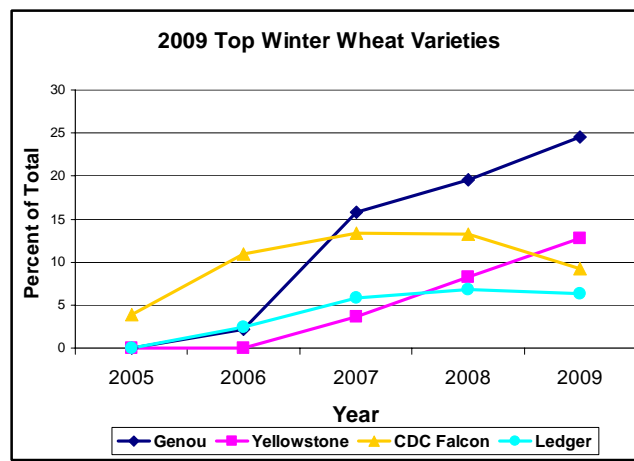
Montana's Agricultural Districts



Winter Wheat: 2009 Seeded Acreage and Percent of Total Seeded by Districts

Variety 1/	Northwest		North Central		Northeast		Central		Southwest		South Central		Southeast		State Total	
	(000)	%	(000)	%	(000)	%	(000)	%	(000)	%	(000)	%	(000)	%	(000)	%
Genou	--	--	558.3	38.5	13.8	5.3	14.4	3.8	3.4	12.5	8.8	4.9	--	--	598.7	24.5
Yellowstone	1.1	6.0	129.1	8.9	52.0	20.0	69.9	18.4	6.4	23.7	39.1	21.7	14.2	10.5	311.8	12.7
CDC Falcon	--	--	150.8	10.4	16.1	6.2	49.0	12.9	3.6	13.4	0.7	0.4	5.4	4.0	225.6	9.2
Ledger	--	--	124.7	8.6	--	--	28.9	7.6	--	--	--	--	--	--	153.6	6.3
Rampart	--	--	126.2	8.7	--	--	3.4	0.9	--	--	4.3	2.4	--	--	133.9	5.5
Jaqalene	0.1	0.4	36.3	2.5	6.8	2.6	66.5	17.5	--	--	11.9	6.6	8.9	6.6	130.5	5.3
Morgan	--	--	97.2	6.7	14.3	5.5	2.7	0.7	--	--	--	--	--	--	114.2	4.7
Jerry	--	--	--	--	63.7	24.5	3.8	1.0	--	--	--	--	31.3	23.2	98.8	4.0
Tiber	--	--	18.9	1.3	27.0	10.4	12.5	3.3	--	--	18.2	10.1	19.6	14.5	96.2	3.9
Pryor	--	--	24.7	1.7	0.0	0.0	12.2	3.2	3.5	12.9	7.9	4.4	3.6	2.7	51.9	2.1
Promontory	4.8	26.9	--	--	3.1	1.2	21.7	5.7	2.2	8.3	13.9	7.7	3.4	2.5	49.1	2.0
Neeley	--	--	10.2	0.7	1.0	0.4	23.2	6.1	2.6	9.8	5.8	3.2	5.3	3.9	48.1	2.0
Redwin	--	--	1.5	0.1	13.5	5.2	6.8	1.8	0.4	1.3	3.8	2.1	13.6	10.1	39.6	1.6
Above	--	--	--	--	--	--	--	--	--	--	20.9	11.6	--	--	20.9	0.9
Vanguard	--	--	16.0	1.1	--	--	3.8	1.0	--	--	0.5	0.3	--	--	20.3	0.8
Big Sky	--	--	16.0	1.1	--	--	4.2	1.1	--	--	--	--	--	--	20.2	0.8
Norris	--	--	8.7	0.6	--	--	5.7	1.5	0.6	2.2	4.1	2.3	--	--	19.1	0.8
Rocky	--	--	17.4	1.2	0.3	0.1	--	--	--	--	--	--	--	--	17.7	0.7
Carlisle	2.3	12.5	7.3	0.5	--	--	5.7	1.5	--	--	--	--	--	--	15.3	0.6
Bynum	--	--	11.6	0.8	--	--	--	--	--	--	0.5	0.3	--	--	12.1	0.5
Carter	--	--	10.2	0.7	1.0	0.4	--	--	--	--	--	--	--	--	11.2	0.5
Willow Creek	--	--	1.5	0.1	6.5	2.5	1.1	0.3	0.5	1.7	0.7	0.4	0.3	0.2	10.6	0.4
Winalta	--	--	1.5	0.1	6.8	2.6	--	--	--	--	--	--	1.9	1.4	10.2	0.4
Other & Unknown	9.7	54.2	81.9	5.7	34.1	13.1	44.5	11.7	3.8	14.2	38.9	21.6	27.5	20.4	240.4	9.8
All Varieties	18.0	100.0	1,450.0	100.0	260.0	100.0	380.0	100.0	27.0	100.0	180.0	100.0	135.0	100.0	2,450.0	100.0

1/ Hard red variety. --Data not published for the given year.



Winter Wheat: Percent of Total Seeded Acreage 2003-2009 & Seeded Acreage 2008-2009									
Variety 1/	Percent of Total Seeded Acreage							Seeded Acres (000)	
	2003	2004	2005	2006	2007	2008 2/	2009	2008 2/	2009
Genou	--	--	--	2.2	15.8	19.5	24.5	507.6	598.7
Yellowstone	--	--	--	--	3.7	8.2	12.7	212.8	311.8
CDC Falcon	--	1.8	3.9	10.9	13.3	13.2	9.2	343.0	225.6
Ledger	--	--	--	2.4	5.8	6.8	6.3	177.4	153.6
Rampart	25.7	28.6	24.8	19.2	9.6	7.4	5.5	192.6	133.9
Jaqalene	--	--	1.5	6.2	5.6	5.7	5.3	147.9	130.5
Morgan	7.3	7.6	7.4	7.1	5.3	4.6	4.7	124.8	114.2
Jerry	--	--	--	--	0.7	2.9	4.0	74.3	98.8
Tiber	9.5	9.3	10.0	7.1	5.0	5.6	3.9	145.2	96.2
Pryor	--	0.6	1.7	3.3	4.6	3.5	2.1	91.5	51.9
Promontory	1.3	0.8	1.5	3.5	2.5	0.8	2.0	21.9	49.1
Neeley	16.8	15.4	12.6	9.3	7.8	4.2	2.0	108.2	48.1
Redwin	3.0	2.4	2.5	1.7	1.4	1.0	1.6	25.0	39.6
Above	--	--	--	--	--	--	0.9	--	20.9
Vanguard	6.8	7.6	6.8	2.9	1.4	1.7	0.8	44.9	20.3
Big Sky	--	0.9	0.7	2.7	1.3	1.2	0.8	31.8	20.2
Norris	--	--	--	--	--	0.5	0.8	12.7	19.1
Rocky	8.0	6.0	7.6	7.1	4.4	2.1	0.7	53.7	17.7
Carlisle	--	--	--	--	--	0.6	0.6	14.4	15.3
Bynum	--	--	--	--	--	--	0.5	--	12.1
Carter	--	--	--	--	--	--	0.5	--	11.2
Willow Creek	--	--	--	--	--	--	0.4	--	10.6
Winalta	1.2	0.7	1.4	1.0	0.8	0.4	0.4	9.5	10.2
Big Horn	1.8	2.1	1.1	0.4	0.8	0.5	--	14.0	--
Judith	--	1.3	1.3	1.0	0.6	1.0	--	25.1	--
Roughrider	1.0	--	--	--	--	0.7	--	17.3	--
Tomahawk	.5	1.6	1.6	.7	.8	.4	--	10.4	--
Other & Unkown	17.1	13.3	13.6	11.3	8.8	7.5	9.8	194.0	240.4
All Varieties	100.0	100.0	100.0	100.0	100.0	100.0	100.0	2,600.0	2,450.0

1/ Hard red variety unless otherwise noted. 2/ Revised --Data not published for the given year.

Winter Wheat: 2008 Seeded Acreage and Percent of Total Seeded by Districts 2/														
Variety 1/	North Central		Northeast		Central		South Central		Southeast		Other Districts		State Total	
	(000)	%	(000)	%	(000)	%	(000)	%	(000)	%	(000)	%	(000)	%
Genou	472.6	31.3	2.5	1.1	17.9	3.9	6.2	2.7	--	--	8.4	21.3	507.6	19.5
CDC Falcon	228.0	15.1	8.5	3.8	99.6	21.7	3.0	1.3	2.1	1.5	1.8	4.6	343.0	13.2
Yellowstone	77.0	5.1	26.9	12.0	34.0	7.4	61.4	26.7	2.8	2.0	10.7	27.2	212.8	8.2
Rampart	163.1	10.8	5.4	2.4	16.5	3.6	7.6	3.3	--	--	--	--	192.6	7.4
Ledger	149.5	9.9	0.2	0.1	26.2	5.7	--	--	1.2	0.9	0.3	0.8	177.4	6.8
Jaqalene	30.2	2.0	3.8	1.7	77.1	16.8	31.1	13.5	5.4	3.9	0.3	0.8	147.9	5.7
Tiber	27.2	1.8	35.2	15.7	11.9	2.6	33.6	14.6	36.2	26.3	1.1	2.8	145.2	5.6
Morgan	93.6	6.2	21.7	9.7	--	--	--	--	9.5	6.9	--	--	124.8	4.6
Neeley	15.1	1.0	2.2	1.0	57.4	12.5	24.6	10.7	3.3	2.4	5.6	14.2	108.2	4.2
Pryor	28.7	1.9	0.7	0.3	48.7	10.6	9.0	3.9	3.4	2.5	1.0	2.5	91.5	3.5
Jerry	--	--	49.5	22.1	1.8	0.4	--	--	23.0	16.7	--	--	74.3	2.9
Rocky	45.3	3.0	4.7	2.1	3.7	0.8	--	--	--	--	--	--	53.7	2.1
Vanguard	25.7	1.7	2.7	1.2	16.5	3.6	--	--	--	--	--	--	44.9	1.7
Big Sky	25.7	1.7	1.1	0.5	5.0	1.1	--	--	--	--	--	--	31.8	1.2
Judith	24.2	1.6	0.9	0.4	--	--	--	--	--	--	--	--	25.1	1.0
Redwin	10.6	0.7	1.3	0.6	2.3	0.5	1.4	0.6	9.4	6.8	--	--	25.0	1.0
Promontory	3.0	0.2	1.6	0.7	7.3	1.6	4.8	2.1	--	--	5.2	13.2	21.9	0.8
Roughrider	--	--	7.8	3.5	--	--	--	--	9.5	6.9	--	--	17.3	0.7
Carlisle	4.5	0.3	--	--	6.0	1.3	--	--	--	--	3.9	9.9	14.4	0.6
Big Horn	--	--	2.0	0.9	--	--	--	--	1.8	1.3	--	--	14.0	0.5
Norris	--	--	--	--	--	--	--	--	--	--	--	--	12.7	0.5
Tomahawk	--	--	--	--	--	--	--	--	--	--	--	--	10.4	0.4
Winalta	--	--	5.4	2.4	--	--	--	--	4.1	3.0	--	--	9.5	0.4
Other & Unknown	75.5	5.0	39.9	17.8	19.3	4.2	32.3	14.1	25.9	18.9	1.1	2.7	194.0	7.5
All Varieties	1,510.0	100.0	224.0	100.0	459.0	100.0	230.0	100.0	137.6	100.0	39.4	100.0	2,600.0	100.0

1/ Hard red variety unless otherwise noted. 2/ Revised.--Data not published for the given year.

Spring Wheat: 2009 Seeded Acreage and Percent of Total Seeded by Districts

Variety 1/	Northwest		North Central		Northeast		Central		Southwest		South Central		Southeast		State Total	
	(000)	%	(000)	%	(000)	%	(000)	%	(000)	%	(000)	%	(000)	%	(000)	%
Reeder	--	--	8.0	1.0	497.0	42.3	20.7	12.2	--	--	3.7	5.7	25.9	18.8	555.3	22.5
Choteau	--	--	331.2	41.4	168.0	14.3	32.3	19.0	1.8	2.6	2.7	4.2	11.7	8.5	547.7	22.2
McNeal	--	0.1	72.0	9.0	128.1	10.9	9.0	5.3	5.7	8.2	12.5	19.2	29.1	21.1	256.4	10.5
Vida	--	--	11.2	1.4	99.9	8.5	3.6	2.1	--	--	0.7	1.0	3.6	2.6	119.0	4.9
Corbin	--	--	96.8	12.1	2.4	0.2	0.5	0.3	0.1	0.1	--	--	--	--	99.8	4.1
Conan	--	--	72.8	9.1	9.4	0.8	0.2	0.1	--	--	0.2	0.3	--	--	82.6	3.4
Fortuna	--	--	56.0	7.0	--	--	3.7	2.2	--	--	3.8	5.9	1.1	0.8	64.6	2.6
Hank	1.2	3.6	2.4	0.3	5.9	0.5	23.1	13.6	4.6	6.5	5.9	9.0	0.1	0.1	43.2	1.8
AC Lillian	--	--	15.2	1.9	21.2	1.8	2.2	1.3	0.0	0.0	2.1	3.3	--	--	40.7	1.7
Westbred 936	0.3	0.8	1.6	0.2	--	--	8.2	4.8	16.6	23.7	0.1	0.2	9.9	7.2	36.7	1.5
Ernest	--	--	26.4	3.3	9.4	0.8	--	--	--	--	--	--	0.4	0.3	36.2	1.5
ONeal	--	--	13.6	1.7	8.2	0.7	5.6	3.3	2.0	2.9	0.6	0.9	0.7	0.5	30.7	1.3
Kuntz	3.2	10.0	2.4	0.3	2.4	0.2	14.8	8.7	2.8	4.0	3.3	5.0	--	--	28.9	1.2
Scholar	--	--	0.8	0.1	27.0	2.3	--	--	--	--	--	--	0.6	0.4	28.4	1.2
Freyr	0.3	0.9	1.6	0.2	7.1	0.6	1.5	0.9	7.5	10.7	2.3	3.6	8.0	5.8	28.3	1.2
Kelby	1.7	5.4	0.8	0.1	9.4	0.8	6.5	3.8	6.9	9.8	--	--	0.7	0.5	26.0	1.1
Amidon	--	--	4.0	0.5	20.0	1.7	--	--	--	--	--	--	1.1	0.8	25.1	1.0
Solano	6.7	21.0	--	--	3.5	0.3	--	--	--	--	12.1	18.6	--	--	22.3	0.9
Jedd	3.4	10.5	11.2	1.4	--	--	5.3	3.1	0.4	0.5	0.2	0.3	--	--	20.5	0.8
Newana	--	--	7.2	0.9	5.9	0.5	0.7	0.4	--	--	4.6	7.0	--	--	18.4	0.8
AP 604 CL	--	--	6.4	0.8	3.5	0.3	6.0	3.5	--	--	--	--	--	--	15.9	0.6
Parshall	--	--	--	--	11.8	1.0	--	--	--	--	--	--	--	--	11.8	0.5
Steele	--	--	--	--	7.1	0.6	--	--	--	--	--	--	4.6	3.3	11.7	0.5
Express	--	--	--	--	--	--	--	--	--	--	--	--	--	--	10.4	0.4
Other & Unknown	15.2	47.7	58.4	7.3	127.8	10.9	26.1	15.4	11.2	16.1	10.2	15.8	40.5	29.3	289.4	11.8
All Varieties	32.0	100.0	800.0	100.0	1,175.0	100.0	170.0	100.0	70.0	100.0	65.0	100.0	138.0	100.0	2,450.0	100.0

1/ Hard red variety. --Data not published for the given year.

Spring Wheat: Percent of Total Seeded Acreage 2003-2009 & Seeded Acreage 2008-2009

Variety 1/	Percent of Total Seeded Acreage							Seeded Acres (000)	
	2003	2004	2005	2006	2007	2008 2/	2009	2008 2/	2009
Reeder	18.4	22.7	26.4	27.6	28.1	25.0	22.5	637.7	555.3
Choteau	--	--	1.5	16.5	22.4	21.6	22.2	551.4	547.7
McNeal	35.9	31.7	29.0	21.3	14.9	12.1	10.5	309.3	256.4
Vida	--	--	--	--	--	--	4.9	--	119.0
Corbin	--	--	--	--	2.2	3.4	4.1	85.5	99.8
Conan	3.7	7.1	7.1	6.8	5.0	2.9	3.4	69.6	82.6
Fortuna	3.8	4.6	5.7	4.1	4.3	4.1	2.6	105.3	64.6
Hank	1.2	1.7	2.2	2.3	1.9	2.6	1.8	66.4	43.2
AC Lillian	--	--	--	--	--	2.9	1.7	72.8	40.7
Westbred 936	1.1	.9	1.0	0.7	0.9	0.8	1.5	21.2	36.7
Ernest	11.0	10.0	10.7	5.5	3.1	2.3	1.5	57.8	36.2
ONeal	--	--	--	--	--	--	1.3	--	30.7
Kuntz	--	--	--	--	--	--	1.2	--	28.9
Scholar	3.0	2.2	1.6	0.4	1.2	0.7	1.2	18.6	28.4
Freyr	--	--	--	--	.7	0.6	1.2	16.5	28.3
Kelby	--	--	--	--	--	1.0	1.1	25.8	26.0
Amidon	4.0	3.0	2.5	1.8	1.7	1.7	1.0	44.2	25.1
Solano	--	--	--	--	--	--	0.9	--	22.3
Jedd	--	--	--	--	--	--	0.8	--	20.5
Newana	0.3	0.5	0.3	0.4	--	0.6	0.8	14.3	18.4
AP 604 CL	--	--	--	--	--	--	0.6	--	15.9
Parshall	1.6	1.1	0.9	0.8	0.9	0.9	0.5	24.0	11.8
Steele	--	--	--	--	--	--	0.5	--	11.7
Express	--	--	--	--	--	--	0.4	--	10.4
Outlook	--	--	--	0.5	0.6	1.5	--	38.3	--
Howard	--	--	--	--	--	0.6	--	16.4	--
NorPro	--	--	--	--	0.8	0.8	--	20.8	--
Westbred 926	1.1	0.9	0.8	0.7	0.4	0.6	--	16.1	--
Other & Unknown	14.9	13.6	10.3	10.6	10.9	13.3	11.8	338.0	289.4
All Varieties	100.0	100.0	100.0	100.0	100.0	100.0	100.0	2,550.0	2,450.0

1/ Hard red variety. 2/ Revised. --Data not published for the given year.



Did you know? Each American consumes, on average, 53 pounds of bread per year.

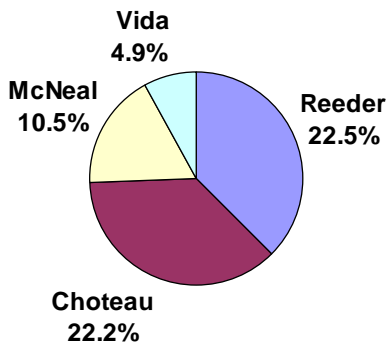
Spring Wheat: 2008 Seeded Acreage and Percent of Total Seeded by Districts 2/

Variety 1/	Northwest		North Central		Northeast		Central		Southwest		South Central		Southeast		State Total	
	(000)	%	(000)	%	(000)	%	(000)	%	(000)	%	(000)	%	(000)	%	(000)	%
Reeder	0.7	2.1	8.6	1.1	554.1	43.8	30.9	16.8	--	--	15.5	16.5	27.9	20.8	637.7	25.0
Choteau	--	--	283.1	36.2	211.3	16.7	33.3	18.1	4.0	6.7	16.5	17.6	3.2	2.4	551.4	21.6
McNeal	--	--	43.8	5.6	196.1	15.5	20.6	11.2	15.0	25.0	17.0	18.1	16.8	12.5	309.3	12.1
Fortuna	--	--	82.9	10.6	3.8	0.3	9.6	5.2	3.3	5.5	5.7	6.1	--	--	105.3	4.1
Corbin	--	--	79.0	10.1	6.3	0.5	0.2	0.1	--	--	--	--	--	--	85.5	3.4
AC Lillian	--	--	46.1	5.9	19.0	1.5	5.2	2.8	--	--	2.5	2.7	--	--	72.8	2.9
Conan	--	--	61.8	7.9	7.6	0.6	--	--	--	--	0.2	0.2	--	--	69.6	2.9
Hank	10.5	33.9	8.6	1.1	6.3	0.5	25.4	13.8	2.9	4.9	11.6	12.3	1.1	0.8	66.4	2.6
Ernest	--	--	36.8	4.7	19.0	1.5	0.7	0.4	0.8	1.3	--	--	0.5	0.4	57.8	2.3
Amidon	--	--	5.5	0.7	38.0	3.0	0.2	0.1	--	--	--	--	0.5	0.4	44.2	1.7
Outlook	--	--	18.0	2.3	19.0	1.5	1.3	0.7	--	--	--	--	--	--	38.3	1.5
Kelby	1.1	3.7	2.3	0.3	11.4	0.9	5.3	2.9	--	--	1.3	1.4	4.4	3.3	25.8	1.0
Parshall	--	--	--	--	24.0	1.9	--	--	--	--	--	--	--	--	24.0	0.9
Westbred 936	--	--	--	--	--	--	8.1	4.4	5.0	8.4	0.6	0.6	7.5	5.6	21.2	0.8
NorPro	--	--	--	--	10.1	0.8	--	--	--	--	0.8	0.8	9.9	7.4	20.8	0.8
Scholar	--	--	4.7	0.6	6.3	0.5	0.9	0.5	--	--	--	--	6.7	5.0	18.6	0.7
Freyr	--	--	2.3	0.3	8.9	0.7	0.9	0.5	3.7	6.2	--	--	0.7	0.5	16.5	0.6
Howard	--	--	--	--	16.4	1.3	--	--	--	--	--	--	--	--	16.4	0.6
Westbred 926	6.9	22.2	0.8	0.1	--	--	2.6	1.4	0.2	0.3	2.4	2.5	3.2	2.4	16.1	0.6
Newana	--	--	7.8	1.0	--	--	0.9	0.5	0.1	0.1	1.6	1.7	3.9	2.9	14.3	0.6
Other & Unknown	11.8	38.1	89.9	11.5	107.4	8.5	37.9	20.6	25.0	41.6	18.3	19.5	47.7	35.6	338.0	13.3
All Varieties	31.0	100.0	782.0	100.0	1,265.0	100.0	184.0	100.0	60.0	100.0	94.0	100.0	134.0	100.0	2,550.0	100.0

1/ Hard red variety. 2/ Revised.

2009 Top Spring Wheat Varieties

Percent of Total Planted Acres



Durum Wheat: 2009 Seeded Acreage and Percent of Total Seeded by Districts

Variety	North Central		Northeast		Other Districts		State Total	
	(000)	%	(000)	%	(000)	%	(000)	%
Mountrail	0.1	0.2	177.7	37.8	7.0	58.3	184.8	35.0
Kyle	2.3	4.8	43.2	9.2	--	--	45.5	8.6
Lebsock	--	--	40.4	8.6	--	--	40.4	7.6
Strongfield	0.7	1.4	39.0	8.3	0.3	2.5	40.0	7.5
Alzada	28.8	59.9	8.0	1.7	2.0	16.5	38.8	7.3
Grenora	--	--	31.5	6.7	--	--	31.5	5.9
Divide	--	--	29.6	6.3	--	--	29.6	5.6
Alkabo	--	--	24.4	5.2	--	--	24.4	4.6
AC Avonlea	4.2	8.8	12.2	2.6	--	--	16.4	3.1
Monroe	1.6	3.3	10.8	2.3	--	--	12.4	2.3
Pierce	--	--	10.3	2.2	--	--	10.3	1.9
AC Morse	4.3	9.0	--	--	--	--	4.3	0.8
Ward	--	--	3.3	0.7	--	--	3.3	0.6
Dilse	0.6	1.3	2.4	0.5	--	--	3.0	0.6
Ben	0.6	1.2	1.9	0.4	--	--	2.5	0.5
Other & Unknown	4.8	10.1	35.3	7.5	2.7	22.7	42.8	8.1
All Varieties	48.0	100.0	470.0	100.0	12.0	100.0	530.0	100.0

Durum Wheat: Percent of Total Seeded Acreage 2003-2009 & Seeded Acreage 2008-2009

Variety	Percent of Total Seeded Acreage							Seeded Acres (000)	
	2003	2004	2005	2006	2007	2008 1/	2009	2008 1/	2009
Mountrail	35.7	42.1	52.9	52.6	44.8	40.8	35.0	241.0	184.8
Kyle	38.0	34.1	21.4	15.7	15.4	14.2	8.6	83.8	45.5
Lebsock	3.4	2.3	5.4	10.1	12.3	6.0	7.6	34.8	40.4
Strongfield	--	--	--	--	1.2	8.6	7.5	51.0	40.0
Alzada	--	--	1.3	4.8	5.1	6.4	7.3	38.0	38.8
Grenora	--	--	--	--	0.6	4.0	5.9	23.6	31.5
Divide	--	--	--	--	0.7	4.0	5.6	23.0	29.6
Alkabo	--	--	--	--	--	1.5	4.6	9.1	24.4
AC Avonlea	4.3	7.2	5.3	2.3	1.0	1.3	3.1	7.6	16.4
Monroe	3.4	1.7	1.9	0.6	1.3	2.1	2.3	12.3	12.4
Pierce	--	--	1.3	5.6	5.3	2.7	1.9	16.1	10.3
AC Morse	--	--	--	--	--	0.3	0.8	1.8	4.3
Ward	2.4	2.8	1.7	2.3	1.5	--	0.6	--	3.3
Dilse	--	--	--	0.8	2.8	0.8	0.6	4.8	3.0
Ben	4.3	2.6	0.8	0.1	--	--	0.5	--	2.5
Grande D'Oro	--	--	--	--	1.9	2.1	--	12.3	--
Maier	0.3	0.4	0.6	0.8	0.3	1.1	--	6.4	--
Other & Unknown	8.2	6.8	7.4	4.3	5.8	4.1	8.1	24.4	42.8
All Varieties	100.0	100.0	100.0	100.0	100.0	100.0	100.0	590.0	530.0

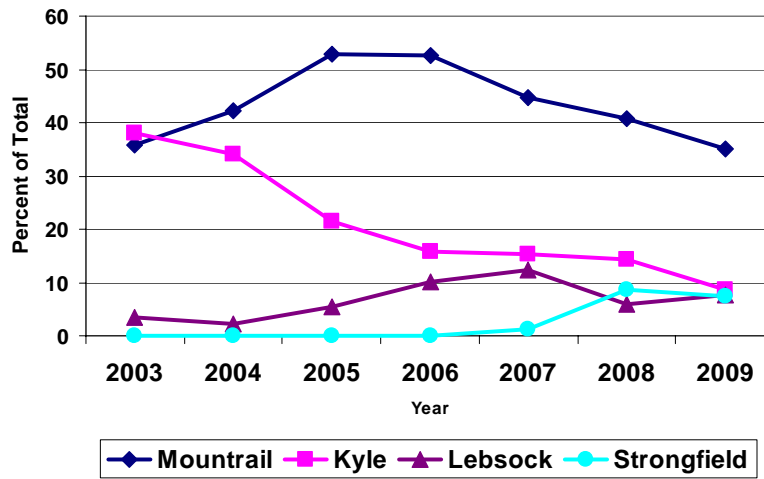
1/ Revised. --Data not published for the given year.

Durum Wheat: 2008 Seeded Acreage and Percent of Total Seeded by Districts 1/

Variety	North Central		Northeast		Other Districts		State Total	
	(000)	%	(000)	%	(000)	%	(000)	%
Mountrail	--	--	241.0	45.0	--	--	241.0	40.8
Kyle	6.2	13.7	77.6	14.5	--	--	83.8	14.2
Strongfield	0.1	0.3	50.9	9.5	--	--	51.0	8.6
Alzada	28.5	62.6	7.0	1.3	2.5	27.8	38.0	6.4
Lebsock	--	--	34.8	6.5	--	--	34.8	6.0
Grenora	--	--	23.6	4.4	--	--	23.6	4.0
Divide	0.5	1.1	22.5	4.2	--	--	23.0	4.0
Pierce	--	--	16.1	3.0	--	--	16.1	2.7
Grande D'Oro	--	--	12.3	2.3	--	--	12.3	2.1
Monroe	--	--	9.6	1.8	2.7	30.3	12.3	2.1
Alkabo	--	--	9.1	1.7	--	--	9.1	1.5
AC Avonlea	0.6	1.3	7.0	1.3	--	--	7.6	1.3
Maier	--	--	3.7	0.7	2.7	30.3	6.4	1.1
Dilse	--	--	4.8	0.9	--	--	4.8	0.8
AC Morse	1.8	3.9	--	--	--	--	1.8	0.3
Other & Unknown	7.8	17.1	15.5	2.9	1.1	11.6	24.4	4.1
All Varieties	45.5	100.0	535.5	100.0	9.0	100.0	590.0	100.0

1/ Revised. --Data not published for the given year.

2009 Top Durum Wheat Varieties



This publication was made possible by funds provided by the Montana Wheat & Barley Committee. This survey was conducted by USDA, National Agricultural Statistics Service, Montana Field Office.