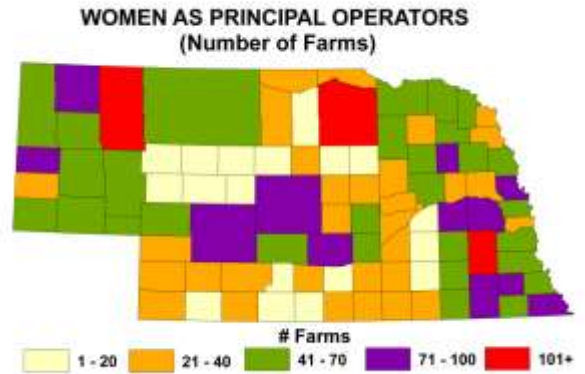


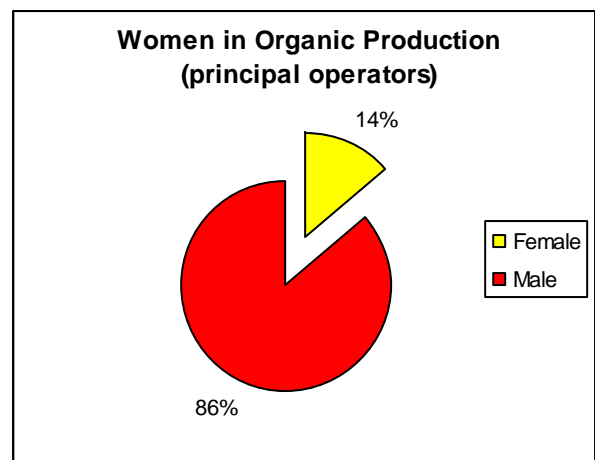
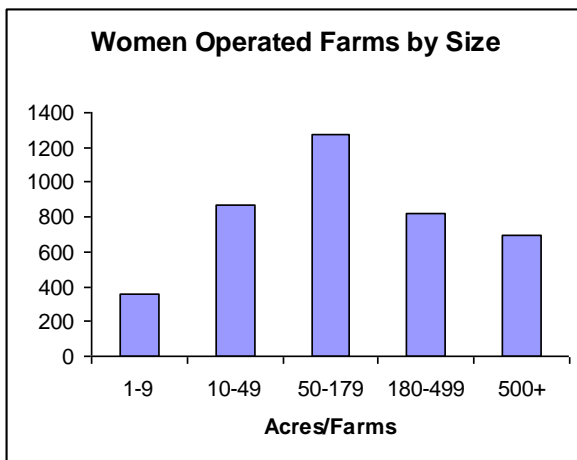
2007 CENSUS OF AGRICULTURE

State Profile



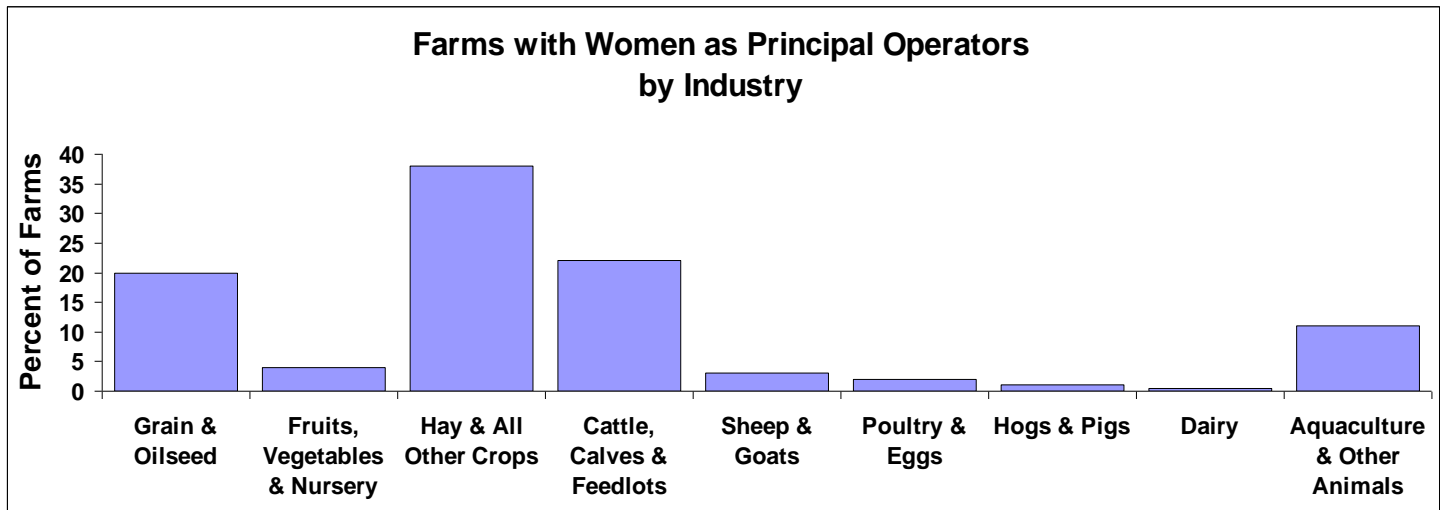
Nebraska Women in Agriculture

	2007	2002	% change
Number of Farms	4,025	3,005	+ 34
Land in Farms	2,231,833 acres	1,950,518 acres	+ 14
Average Size of Farm	554 acres	649 acres	- 15
<hr/>			
Market Value of Production	\$259,388,000	\$149,346,000	+ 74
<hr/>			
Crop Sales	\$124,700,000	\$48,763,000	+156
Livestock Sales	\$134,688,000	\$100,583,000	+ 34
Average Per Farm	\$68,966	\$53,758	+ 28
<hr/>			
Government Payments	\$18,201,000	\$12,198,000	+ 49
Number of Farms	2,514	1,716	+47
Average Per Farm	\$7,240	\$7,108	+2



Principal Women Operators	2007	2002
Primary Occupation:		
Farming	1,539	1,568
Other	2,486	1,437
Days worked off farm:		
None	1,709	1,605
1-49 days	404	142
50-99 days	153	118
100-199 days	312	191
200 days or more	1,447	949
Place of Residence		
On farm operated	2,466	1,994
Not on farm operated	1,559	1,011

Principal Women Operators	2007	2002
Years on present farm:		
2 years or less	158	119
3 or 4 years	251	297
5 to 9 years	736	522
10 years or more	2,880	2,067
Age Group:		
Under 25 years	14	15
25-34 years	157	134
35-44 years	388	404
45-54 years	809	677
55-64 years	941	568
65-74 years	777	570
75 years and older	939	647



Other State Highlights

Farms with Woman as Principal Operators	Number
Farms by economic class	
Less than \$1,000	654
\$1,000 to \$2,499	477
\$2,500 to \$4,999	489
\$5,000 to \$9,999	588
\$10,000 to \$24,999	645
\$25,000 to \$49,999	349
\$50,000 or more	823
Commodity Credit Corporation Loans And Federal Farm Program Payments	
CCC loans	farms 72
	\$1,000 4,122
Conservation Reserve, Wetlands Reserve, Farmable Wetlands or Conservation Reserve Enhancement Programs	farms 1,586
	\$1,000 10,018
Other Federal farm program payments	farms 1,818
	\$1,000 8,183

Farms with Women as Principal Operator	Number
Other Farm Characteristics	
Type of Organization:	
Family or Individual	3,373
Partnerships	273
Corporations	232
Other – cooperative, estate or trust, intitutional, etc.	147
Number of Farms with Women as Principal Operators:	
1 woman operator	3,728
2 women operators	260
3 women operators	31
4 women operators	3
5 or more women operators	3
Spanish, Hispanic or Latino origin	16
Race	
American Indian or Alaska Native	3
Asian	1
Black or African American	-
Native Hawaiian or Other Pacific Islander	-
White	4,019
More than one race reported	2

