

CORN: Acreage, Yield, and Production

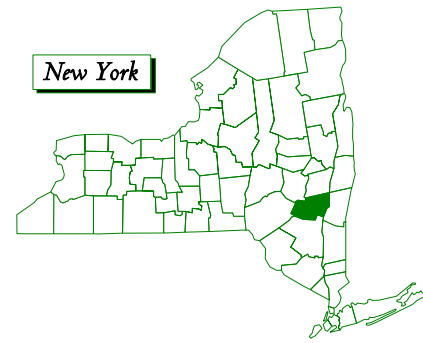
Year	All Planted <i>Acres</i>	Grain			Silage		
		Harvested <i>Acres</i>	Yield <i>Bushels</i>	Production <i>Bushels</i>	Harvested <i>Acres</i>	Yield <i>Tons</i>	Production <i>Tons</i>
1940	4,613	1,754	39	67,829	N/A	N/A	N/A
1950	3,520	1,032	47	48,586	2,253	6.7	15,203
1959	2,697	732	53	38,471	1,892	9.9	18,662
1969	3,200	700	81	56,700	N/A	N/A	N/A
1978	3,400	900	95	85,500	2,500	13.0	32,500
1982	4,600	2,000	95	190,000	2,500	12.6	31,500
1987	2,500	1,000	91	91,000	1,200	12.0	14,400
1992	2,700	800	106	84,800	1,800	16.8	30,200
1997	2,000	800	117	93,600	1,200	14.0	16,800
2002	1,700	1,000	78	77,600	600	9.3	5,600
2003	1,600	600	83	49,500	900	17.6	15,800
2004	1,400	500	86	43,100	800	16.1	12,900
2005	800	500	113	56,600	300	15.3	4,600
2006	600	200	102	20,400	300	12.3	3,700
2007	N/A	N/A	N/A	N/A	N/A	N/A	N/A
2008	N/A	N/A	N/A	N/A	N/A	N/A	N/A

1940 - 1969 U.S. Census of Agriculture

HAY: Acreage, Yield, and Production

Year	Alfalfa Hay			Other Hay			Total Hay		
	Harvested <i>Acres</i>	Yield <i>Tons</i>	Production <i>Tons</i>	Harvested <i>Acres</i>	Yield <i>Tons</i>	Production <i>Tons</i>	Harvested <i>Acres</i>	Yield <i>Tons</i>	Production <i>Tons</i>
1940	1,867	1.8	3,289	43,319	0.9	38,226	45,186	0.9	41,515
1950	3,163	1.7	5,493	32,272	1.3	40,994	35,435	1.3	46,487
1959	5,321	1.6	8,626	24,351	1.1	26,712	29,672	1.2	35,338
1969	N/A	N/A	N/A	N/A	N/A	N/A	16,128	1.8	28,785
1978	5,300	2.9	15,400	16,100	1.7	27,400	21,400	2.0	42,800
1982	5,800	2.8	16,200	13,800	1.7	23,500	19,600	2.0	39,700
1987	5,800	2.9	16,900	13,000	1.7	22,000	18,800	2.1	38,900
1992	4,500	2.6	11,900	10,800	1.6	17,800	15,300	1.9	29,700
1997	4,100	2.2	8,900	11,400	1.6	18,300	15,500	1.8	27,200
2002	4,600	1.8	8,200	11,700	1.3	15,600	16,300	1.5	23,800
2003	4,000	2.6	10,500	13,800	1.5	20,400	17,800	1.7	30,900
2004	2,500	2	4,900	9,600	1.6	15,200	12,100	1.7	20,100
2005	2,500	1.8	4,500	14,200	1.6	23,100	16,700	1.7	27,600
2006	1,900	1.9	3,700	16,600	1	16,400	18,500	1.1	20,100
2007	2,400	2.4	5,800	10,300	1.5	15,000	12,700	1.6	20,800
2008	N/A	N/A	N/A	N/A	N/A	N/A	N/A	N/A	N/A

1940-1969 U.S. Census of Agriculture



Greene County

Farm Statistics

August 2009

Greene County is located in the Hudson valley region of the state in the Catskill Mountains. In 2008, there were 44,328 acres in farms, 11 percent of the county's total 414,235 acres. There were 286 farms in the county averaging 155 acres per farm. Greene County ranks 48th in the state for number of farms and 48th for land in farms.

In 2007, according to the Census of Agriculture, the market value of all agricultural products sold from county farms was \$16.3 million. Total sales averaged \$57,249 per farm. The leading products sold were: Vegetables & Potatoes, Milk & Dairy, Nursery & Floriculture, Hay, and Cattle & Calves.

The average value of land and buildings per farm in 2007 was \$452,548. Machinery and equipment were valued at \$77,318 per farm. Total production expenses in 2007 were \$14.7 million for an average of \$51,681 per farm. The Census showed 51 percent of the farm operators reported farming as their principal occupation. The average age of the operator was 57.8 years. The U.S.D.A.'s Economic Research Service showed the median household income in 2007 was \$44,966.

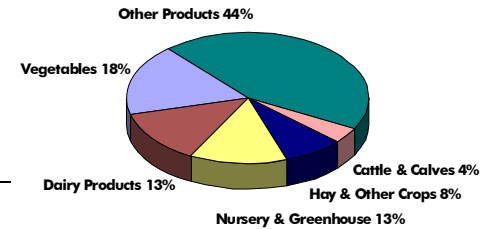
LEADING AGRICULTURAL PRODUCTS

Product	2007 Sales <i>(\$1,000)</i>	Percent of Total	State Rank
Vegetables	2,895	18	26
Dairy Products	2,175	13	49
Nursery & Greenhouse	2,112	13	28
Hay & Other Crops	1,377	8	43
Cattle & Calves	583	4	49
Other Products	7,231	44	
TOTAL SALES	16,373		48

2007 Census of Agriculture

Leading Agricultural Products

Percent of Total Sales



New York Agricultural Statistics Service
10B Airline Drive
Albany, New York 12235
www.nass.usda.gov/ny (518)457-5570

FARMS, LAND IN FARMS, AND LAND USE

Year	Number of Farms	Land in Farms <i>Acres</i>	Total Cropland <i>Acres</i>	Permanent Pasture <i>Acres</i>	Total Woodland <i>Acres</i>	Other Land <i>Acres</i>
1940	1,653	209,877	N/A	N/A	58,401	N/A
1950	1,300	171,835	77,073	30,211	53,162	11,389
1959	733	136,459	71,194	20,794	36,842	7,629
1969	377	79,284	34,489	N/A	26,026	N/A
1978	304	67,365	34,095	5,302	22,910	5,058
1982	301	63,598	31,646	8,104	18,402	5,446
1987	310	58,400	26,900	8,300	19,400	3,800
1992	260	50,400	25,700	4,900	15,700	4,100
1997	290	52,400	26,700	5,700	15,200	4,800
2002	340	57,900	31,841	5,120	17,717	3,122
2003	295	46,800	N/A	N/A	N/A	N/A
2004	285	46,200	N/A	N/A	N/A	N/A
2005	280	45,400	N/A	N/A	N/A	N/A
2006	275	44,900	N/A	N/A	N/A	N/A
2007	285	44,500	22,234	6,031	12,510	3,725
2008	285	43,900	N/A	N/A	N/A	N/A

1940 - 1982 and all land breakouts after 1999 are U.S. Census of Agriculture

CATTLE-Number on Farms Jan 1 **MILK Cows & Production**

Year	All Cattle & Calves	Beef Cows	Milk Cows	Year	Annual Avg Milk Cows	Avg Production Per Cow	Total Milk Production
<i>Number on Farms</i>			<i>No Head</i>				
			<i>Pounds</i>		<i>Million Lbs</i>		
1940	19,669	N/A	N/A	1940	N/A	N/A	N/A
1950	19,000	351	11,683	1950	N/A	N/A	N/A
1959	16,628	304	10,093	1959	N/A	N/A	N/A
1969	10,914	696	5,490	1969	N/A	N/A	N/A
1978	9,500	800	4,700	1978	4,400	10,900	48
1982	8,800	800	3,800	1982	3,800	12,200	46
1987	7,300	900	3,000	1987	2,800	13,100	37
1992	5,500	800	1,800	1992	1,800	15,000	27
1997	5,000	800	1,500	1997	1,300	15,700	20
2002	4,000	600	1,000	2002	1,700	17,600	30
2003	4,500	900	1,500	2003	1,500	17,000	26
2004	4,400	900	1,400	2004	1,500	17,300	26
2005	4,300	900	1,500	2005	1,500	17,700	26
2006	4,200	N/A	1,500	2006	1,400	17,100	24
2007	4,100	1,000	1,400	2007	1,200	16,300	19
2008	2,900	900	800	2008	1,200	16,300	19
2009	2,700	N/A	800	2009	N/A	N/A	N/A

1940-1969 U.S. Census of Agriculture

FARMS BY SALES CLASS

Sales Class	2002	2007
Under \$10,000	234	183
\$10,000to\$49,999	64	63
\$50,000 to \$99,999	20	13
\$100,000 or more	24	27
Farms Reporting	342	286

U. S. Census of Agriculture

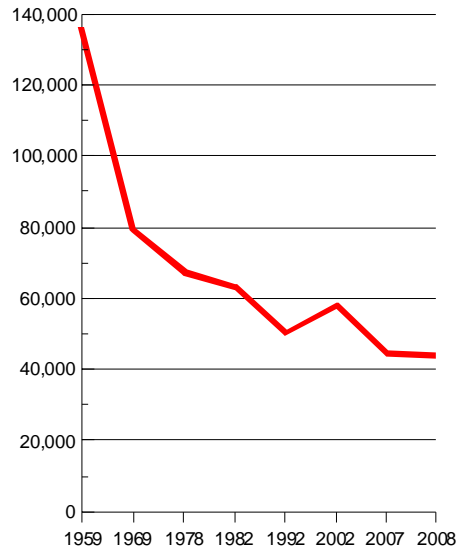
RESIDENT POPULATION

In 2008, Greene County's population ranked 50th in the state.

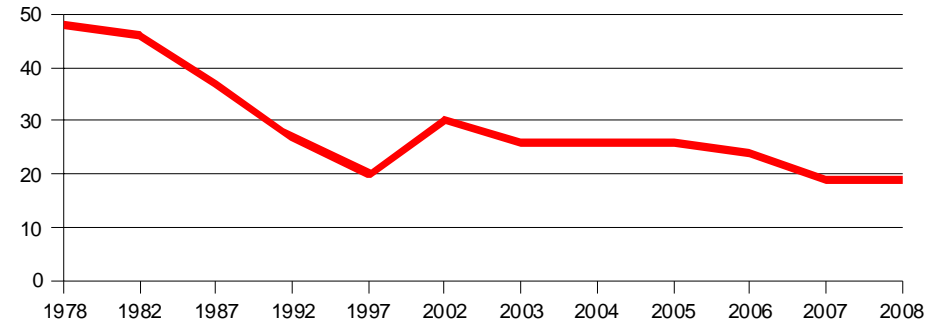
Year	Total	Population Per Sq Mile
1940	27,900	43
1950	28,700	44
1960	31,400	48
1970	33,100	51
1980	40,900	63
1990	44,739	69
2000	48,195	74
2008	48,992	76

U.S. Census of Population

Land in Farms (Acres)



Milk Production (Million Pounds)



EQUINE: Inventory and Value, Census of Agriculture, 2007

Year	Total Equine	Rank in State	Total Equine Sold	Value of Sales
2007	793	47	37	Not Published