



ANNUAL CATTLE REVIEW

OKLAHOMA AND U.S. INVENTORY

Data Source: USDA-NASS *January Cattle Report*

Oklahoma's January 1, 2023 inventory of all cattle and calves, at 4.60 million head, was down 600 thousand from the January 1, 2022 inventory. All cows and heifers that calved, at 2.02 million head, were down 6 percent. Bulls, at 150 thousand head, were down 12 percent from January 1, 2022. All heifers over 500 pounds, at 800 thousand head, were down 17 percent from last year. Steers over 500 pounds, at 770 thousand head, were down 24 percent from January 1, 2022. The 2022 annual calf crop for Oklahoma, at 1.85 million head, was down 4 percent from the previous year.

The United States all cattle and calves inventory went down 3 percent; totaling 89.3 million head on January 1, 2023. All cows and heifers that have calved, at 38.3 million head, were down 3 percent from the 39.4 million head on January 1, 2022. The 2022 annual calf crop for the United States was estimated at 34.5 million head, down 2 percent from the previous year.

Cattle and Calves: Inventory by Class and Calf Crop, Oklahoma and United States, January 1, 2022-2023

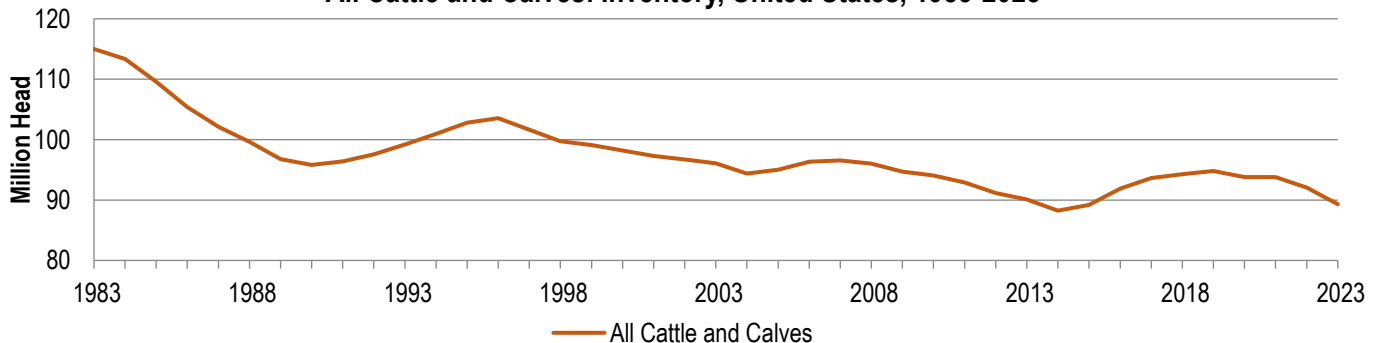
Class	Oklahoma			United States ¹		
	2022	2023	Percent of Previous Year	2022	2023	Percent of Previous Year
	<i>1,000 Head</i>	<i>1,000 Head</i>	<i>Percent</i>	<i>1,000 head</i>	<i>1,000 head</i>	<i>Percent</i>
All Cattle and Calves	5,200	4,600	88	92,077	89,274	97
Cows and Heifers That Have Calved	2,160	2,020	94	39,360	38,320	97
Beef Cows	2,121	1,981	93	29,983	28,918	96
Milk Cows	39	39	100	9,377	9,403	100
Heifers 500 Pounds and Over	960	800	83	19,916	19,173	96
Beef Cow Replacements	400	390	98	5,482	5,164	94
Milk Cow Replacements	20	20	100	4,441	4,337	98
Other Heifers	540	390	72	9,994	9,672	97
Steers 500 Pounds and Over	1,010	770	76	16,705	16,132	97
Bulls 500 Pounds and Over	170	150	88	2,110	2,029	96
Calves Under 500 Pounds	900	860	96	13,986	13,621	97
Cattle on Feed	315	280	89	14,695	14,157	96
Calf Crop ²	1,930	1,850	96	35,166	34,465	98
Born January 1 - June 30	(NA)	(NA)	(NA)	25,700	25,300	98
Born July 1 - December 31	(NA)	(NA)	(NA)	9,466	9,165	97

(NA) Not Available.

¹ Totals may not add due to rounding.

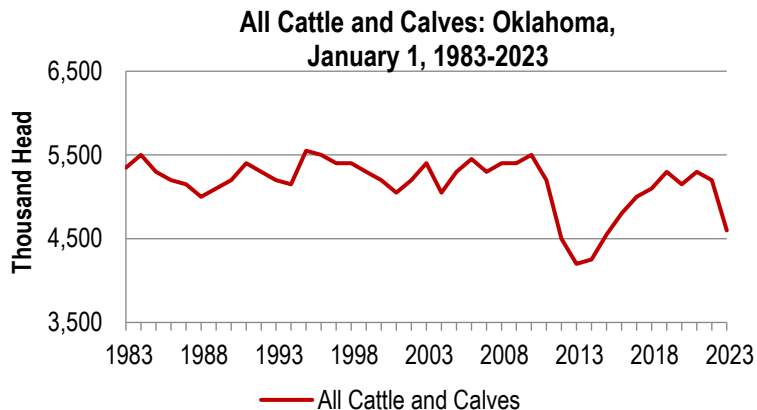
² Calf crop refers to calves born during the previous year.

All Cattle and Calves: Inventory, United States, 1983-2023



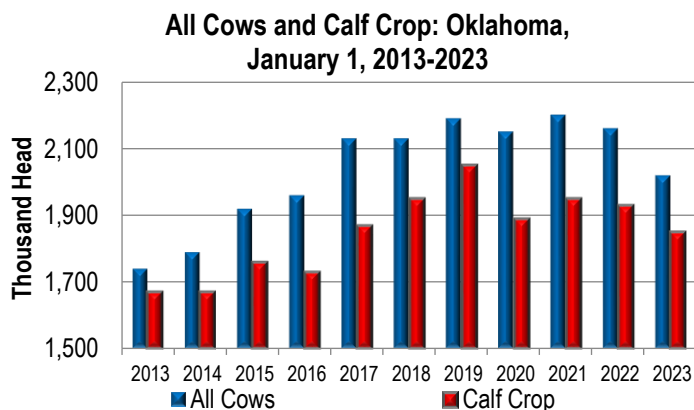
OKLAHOMA AND U.S. INVENTORY (CONTINUED)

Data Source: USDA-NASS January Cattle Report



Oklahoma's January 1, 2023 inventory of all cattle and calves, at 4.60 million head, was down 12 percent from the previous year.

Oklahoma continues to rank in the top five based on all cattle and calves inventory. The top five states as of January 1, 2023 inventory levels are as follows: Texas, Nebraska, Kansas, California, and Oklahoma.



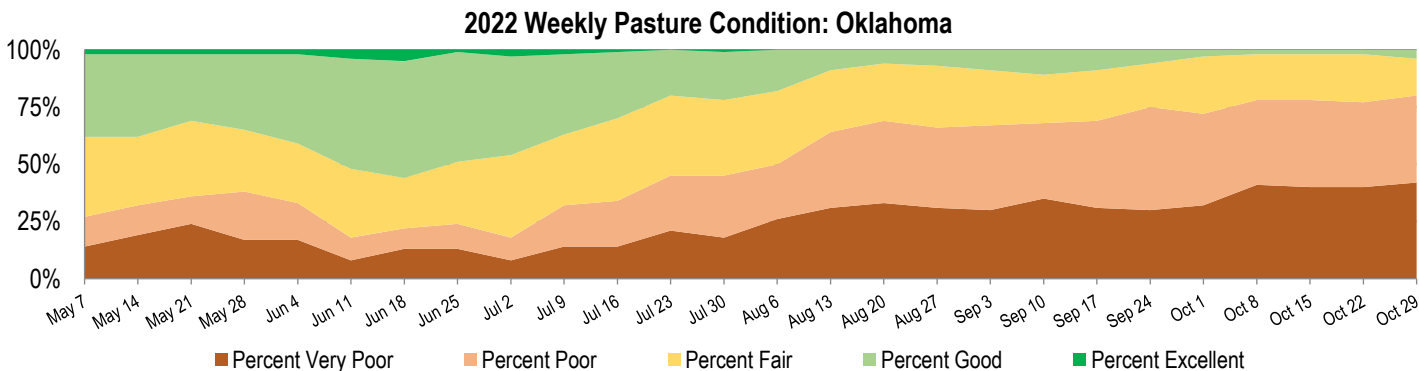
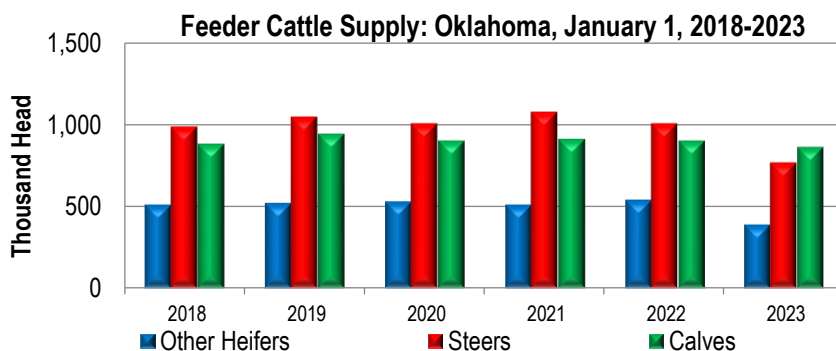
January 1, 2022 Inventory and 2023 Inventory for Top Five States

Rank	State	2022	2023	Percent of previous year
1	Texas	12700	12500	98
2	Nebraska	6800	6500	96
3	Kansas	6500	6250	96
4	California	5200	5200	100
5	Oklahoma	5200	4600	88

OKLAHOMA FEEDER SUPPLY AND PASTURE CONDITION

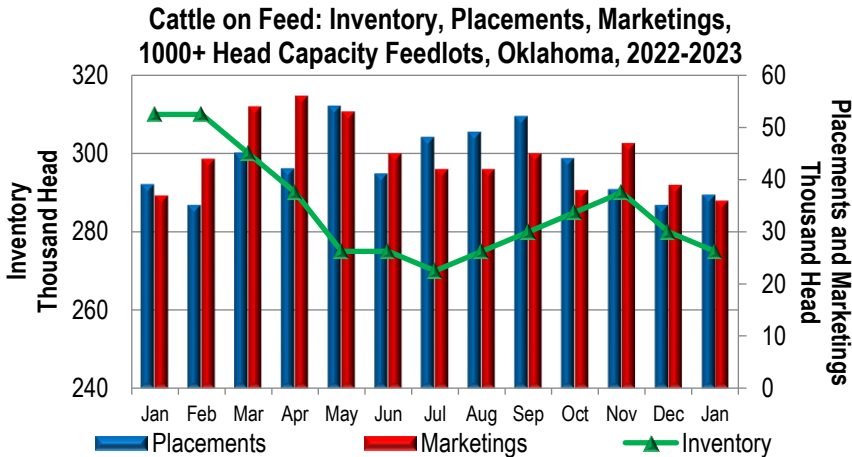
Data Source: USDA-NASS January Cattle and Weekly Crop Progress Reports

Total Oklahoma feeder cattle supply consisting of other heifers, steers, and calves is unchanged from one year ago. Other heifers over 500 pounds, at 390 thousand head, were down 28 percent from last year. Steers over 500 pounds, at 770 thousand head, were down 24 percent from January 1, 2022. Calves less than 500 pounds, at 860 thousand head, were down 4 percent from a year ago.



OKLAHOMA CATTLE ON FEED

Data Source: USDA-NASS monthly *Cattle on Feed Report*



January 1, 2023 cattle on feed inventory for Oklahoma totaled 275 thousand head in feedlots with capacity of 1,000 or more head, down 2 percent from the previous month and down 11 percent from January 1, 2022.

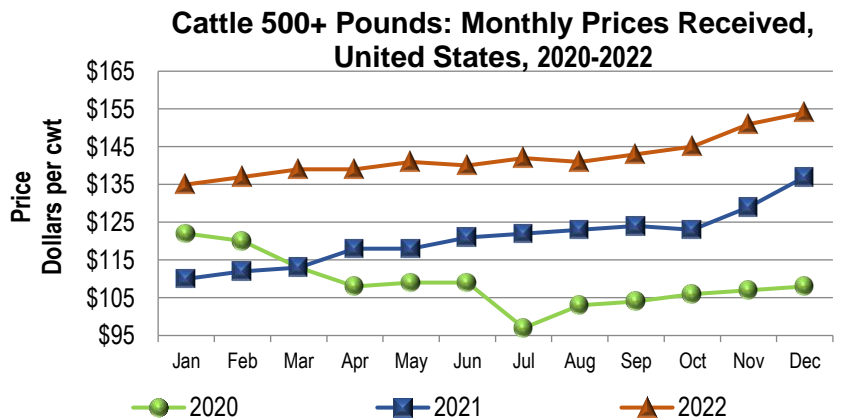
Placements during December were 35.0 thousand, marketings of fed cattle were 39.0 thousand and other disappearance totaled 1.00 thousand head.

U.S. MONTHLY CATTLE PRICES

Data Source: USDA-NASS monthly *Agricultural Prices Report*

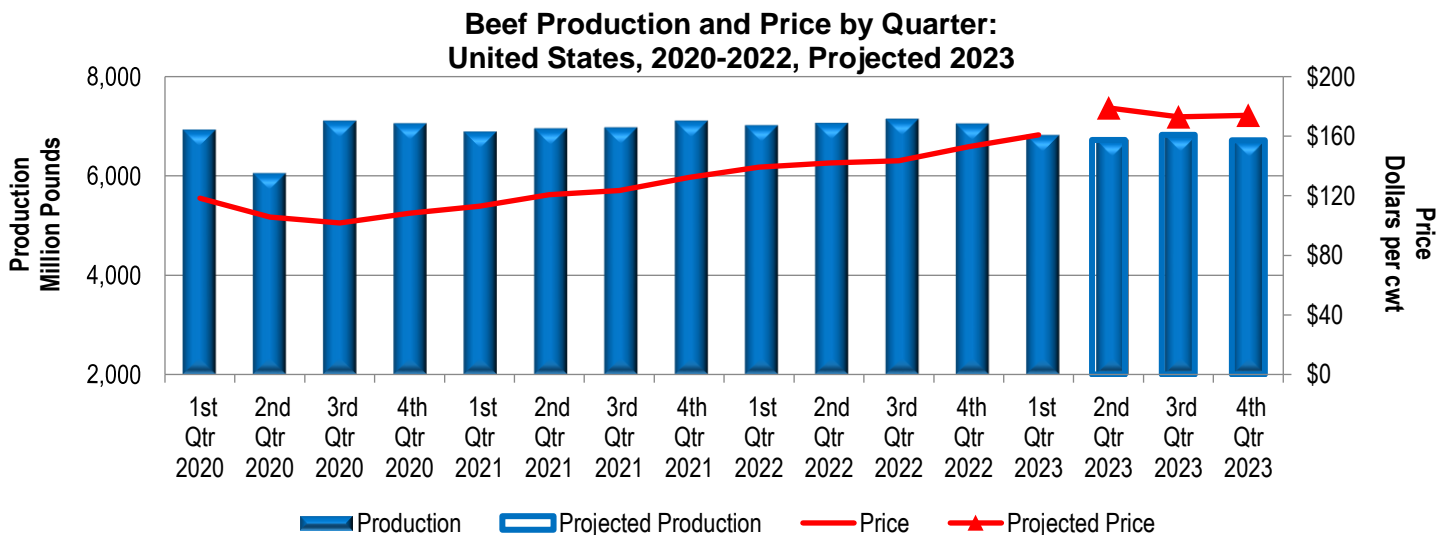
Nationally, prices started January, 2022 at \$135 per hundredweight, \$25.0 higher than January 2021, closing out the year at \$154 per hundredweight.

Prices increased through May 2017, then dropped each month from Jan - Sep and began to rebound toward the end of the year.



U.S. PRODUCTION AND PRICE OUTLOOK

Data Source: USDA-WAOB *World Agriculture Supply and Demand Estimates Report*



Welcome to the January 2023 issue of the Annual Cattle Review. Thanks to all participants in the cattle industry for their continued support and cooperation – especially the producers who provide data for the bi-annual Cattle and monthly Cattle on Feed surveys. Without their commitment and participation, this report would not be possible. A random sample of United States cattle producers was surveyed in early January. Survey procedures ensured that all cattle producers, regardless of size, had a chance to be included in the survey.

Though many of the statistics in this publication can be accessed through our website on a regular basis (www.nass.usda.gov/Publications), this review will be issued annually following the release of the USDA-NASS annual Cattle report issued each January.

Please feel free to contact our office with any comments or questions you may have. I hope you find this information useful!

Troy Marshall
State Statistician
Oklahoma Field Office

OUR CONFIDENTIALITY PLEDGE

• **Names, addresses, and personal identifiers are fully protected by NASS with the force of law.** Title 7, U.S. Code, Section 2276 and the Confidential Information Protection and Statistical Efficiency Act **prohibit public disclosure** of individual information. • **Only authorized** persons working for NASS as employees or sworn agents, who are subject to fines and imprisonment for unauthorized disclosure, can access individual record data and only for approved official purposes. • **Data security** is a top priority during preparation of NASS reports. • **Published statistics from NASS surveys and censuses will not** disclose reported data from an individual.

USDA-NASS
Southern Plains Regional Field
Office
P.O. Box 70
Austin, Texas 78767
Official Business
Address Service Requested