



Wisconsin Crop Weather

Compiled by the Wisconsin Agricultural Statistics Service

May 14, 2001 - 3 p.m.

Vol. 01, No. 7

Planting, A Race Against Time

Long hours were spent in Wisconsin fields last week planting as many acres as possible before the next rainfall. Low-lying fields throughout the state remain wet, with regular rainfall adding to the moisture level. Flooding continues to be a problem along the major rivers throughout Wisconsin. Last week, the state wide average for fieldwork was 3.4 days suitable. Soil moisture was 1% short, 66% adequate, and 33% surplus.

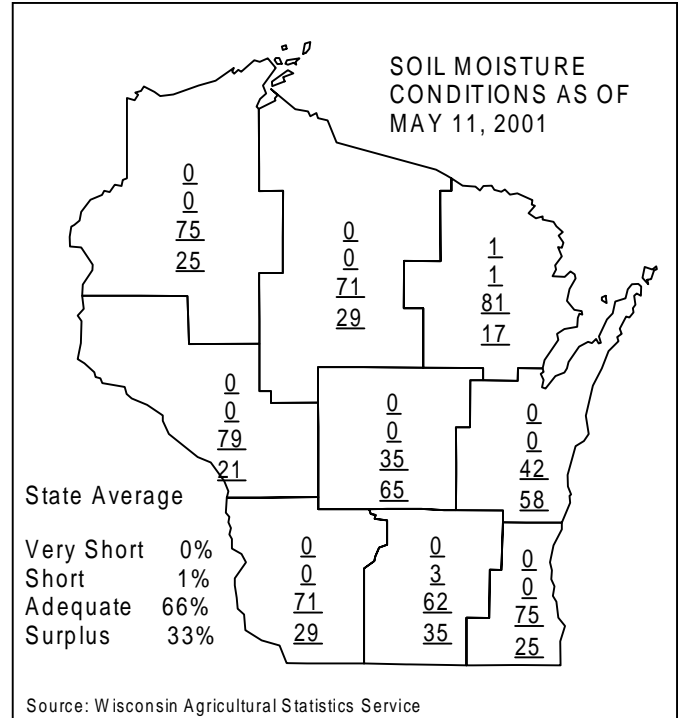
Corn planted reached 46%, behind last years 84%, and the 5-year average of 59%. Corn emerged reached 15%, compared to last years 48%. Southern Wisconsin reported several location with corn rows visible. Yellow corn foliage was reported in several counties. **Soybean** planting started last week, with the state average reaching 17% complete, behind last years 46%, yet close to the 5-year average of 21%.

Winter wheat fields were rated 90% good to excellent throughout the state. **Oat** acreage reached 80% planted last week, compared to 100% last year, and the 5-year average of 88%. Oat emergence was reported 40% last week, below last years 89%, and the 5-year average of 60%. The high moisture level and cool weather so far this spring have resulted in small grains being reported in good condition.

If **alfalfa** progress continues at this pace, there is the potential for first cutting to be ready before corn and soybean planting is finished in Wisconsin. A reporter from Brown County noted alfalfa at least 8 inches tall with nice color and foliage. Several reporters expect first crop alfalfa to have high yields.

Fruit trees were starting to bloom throughout the state last week. Cherry trees in Door County were reported in full bloom and looking great. A reporter noted **horseradish** harvest continued last week in Chippewa County.

Spring tillage averaged 67% complete last week, behind last years 93%, and the 5-year average of 77%. Tillage moved forward last week during a period of dry, sunny weather. Nights continue to be cool, slowing the drying of fields.

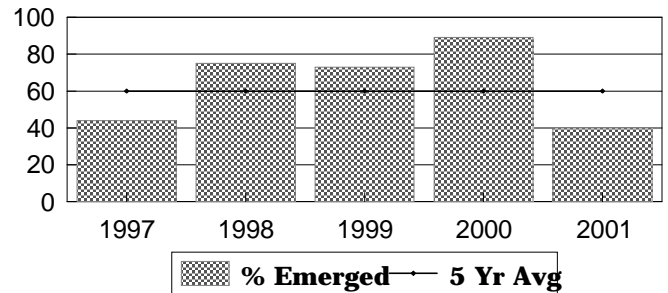


OATS EMERGED

Wisconsin
May 13, 1997-2001



Percent



Wisconsin Crop Conditions as of May 11, 2001					
Item	V.-poor	Poor	Fair	Good	Excellent
Percent					
Pasture	0	2	11	70	17
Oats	0	1	22	60	17
Winter Wheat	0	1	9	62	28




Wisconsin Crop Progress, May 13, 2001

Crop and percent of acreage	District average									State average		
	NW	NC	NE	WC	C	EC	SW	SC	SE	This year	Last year	5-year average
Oats planted	50	68	84	77	81	74	95	98	98	80	100	88
Oats emerged	13	18	22	28	36	28	59	83	80	40	89	60
Corn planted	25	26	27	29	41	37	56	65	75	46	84	59
Corn Emerged	3	3	1	3	11	3	20	23	32	15	48	n.a.
Soybeans Planted	2	18	6	3	7	8	26	15	42	17	46	21
Spring tillage	52	56	61	56	69	57	86	75	82	67	93	77

Quotes from Farm Reporters and County Ag Agents

BARRON-R.C.: Soils warming up nicely. Fieldwork nearing peak.
BURNETT-R.B.: Some fields ready to be planted. Still water in some low spots. Pastures greening up quite good. Planting going to be late in some fields.
CHIPPEWA-J.C.: Tillage progressed nicely early in the week. Lots of corn planted. Rains Wednesday slowed planting once again. Early-planted corn starting to emerge. Alfalfa looks great in most areas. Apple trees look good. Horseradish harvest continues.
CLARK-G.S.: Finally drying off enough to get some plowing, tillage, and planting completed. If it does not rain in the next few days, we will get a lot of fieldwork done.
MARATHON-M.K.: Fieldwork is going good, but some wet spots.
FOREST-A.K.: Starting to plant corn. Some gardens going in.
LANGLADE-A.K.: Rain stopped planting on Monday and Thursday. Four to five days of sunshine would let everything get planted. Hay looking excellent.
PEPIN-H.R.: Spring tillage is going strong now. Lots of corn being planted. Corn on light soils has emerged very fast; can see it in rows. Alfalfa is growing very fast; looks like a great first cutting.
ST. CROIX-R.K.: Hayfields look great in spite of cool weather. Crops going in at a good rate. Some areas had heavy rains; other areas missed.
TREMPEALEAU-J.Z.: Planting is progressing slowly due to the wet weather. Alfalfa is looking great. Looks as though farmers will have to decide between harvesting hay or planting corn.
WAUPACA-G.K.: Lots of work done on higher ground, lighter soils. Have been some very good days between showers. Soil too soft to spread manure or work up. Hayfields look very good on higher, well-drained fields.
WAUSHARA-J.J.: Weather is favorable. Hay and grass making great growth.
WOOD-J.M.: Southern half of the county very wet with 5.5 inches of rain in the last 8 days; before that only 3 days of fieldwork. In the northern part, there are pockets of places the rain missed and more work is done. Hay looks very good. Been a bad spring to get manure pits down.
KEWAUNEE-J.G.: Fruit trees are in bloom. Wet weather has slowed planting; nights are still very cold. Alfalfa crop is starting to look good.
MANITOWOC-H.W.: Spring tillage is slow. Some fields still wet.

What a difference 6 to 8 miles made. Along Lake Michigan, trees are just leafing out and 10 miles away, the lilacs and flowering trees are in full bloom.
GRANT-L.F.: Fieldwork has slowed down, due to a lot of rain. Ground is still full of moisture, but works up nice. Some soybean fields being plowed. Corn is up; you can row the corn, but is sort of yellow. Oats look great, along with winter wheat. Potatoes, garden crops, and peas are up. Fruit trees don't have a lot of blossoms, as nights are cool. Pasture and hayfields look good.
IOWA-K.V.: Corn is starting to emerge, and stands look great. Alfalfa looks to be a bumper crop. Soils starting to get very wet.
RICHLAND-S.K.: Apples are in full bloom. Alfalfa looks like it came out of the winter in very good shape. Most of the new seeding is in. Wet conditions have slowed corn planting. Hardly any soybeans have gone into the ground.
DANE-D.F.: Apple trees just starting to show signs of bloom. Canning peas look very good. Corn and oat planting nearing completion, and some soybeans already planted. First crop alfalfa harvest may begin later this week, weather permitting.
JEFFERSON- E.G.: Some corn is up and looking good. Alfalfa and winter wheat look excellent. Very little fieldwork done this week.
RACINE-S.S.: Most corn is in. Corn is off to the best start in years. Soybeans are just starting to pop through. Corn planted was emerging in 7 to 10 days. Winter wheat is looking good. Apples and strawberries are starting to blossom.
WASHINGTON-R.B.: Rain Thursday night stopped all progress. Some corn is at 2.0 inches high, while most is still in the ground. Oats planted early look good. Wheat is growing good, but most showing yellow color; needs nitrogen fertilizer. Alfalfa fields look excellent. Need sunshine.



Wisconsin Agricultural Statistics Service
 P.O. Box 8934
 Madison, WI 53708-8934
 (608) 224-4848
<http://www.nass.usda.gov/wi/rfsetoc.htm>

Robert J. Battaglia
State Statistician

Angela Byers-Krantz
Statistician

This report has been made possible through the cooperative efforts of the U.S. Department of Agriculture, and the Wisconsin Department of Agriculture, Trade and Consumer Protection, and the National Weather Service.

Wisconsin Weekly Weather, Selected Cities, Ending as of 7:00 a.m. on May 13, 2001

City	Temperature						Growing degree days (modified base 50) 1/		Precipitation			
	Avg. max.	Avg. min.	High max.	Low min.	Avg.	Avg dep. from normal*	Mar. 1 to May 12	Mar. 1 to May 12 normal *	Last week	Since Mar. 1	Mar. 1 dep. from normal*	Year to date
Eau Claire	69	43	76	33	56	1	283	222	0.80	8.26	2.36	9.86
Green Bay	68	45	78	37	57	4	279	183	0.87	6.46	0.99	8.91
La Crosse	72	48	79	40	60	3	n.a.	n.a.	0.77	7.29	1.32	9.47
Madison	69	49	78	39	59	5	344	263	1.25	5.82	-0.37	9.45
Milwaukee	67	48	79	39	58	6	289	n.a.	1.64	5.86	-1.46	10.45

1/Formula used: GDD = (daily maximum (86°) + daily minimum (50°))/2-50°; where 86° is used if the maximum exceeds 86° and 50° is used if the minimum falls below 50°. *Normal based on 1961-90 data. Source: NCEP/NOAA Climate Prediction Center <<http://www.cpc.ncep.noaa.gov>>. N.a. = not available. T = trace.