



Wisconsin Crop Weather

Compiled by the Wisconsin Agricultural Statistics Service

May 6, 2003

Vol. 03, No.5

Fieldwork Moving at a Brisk Pace

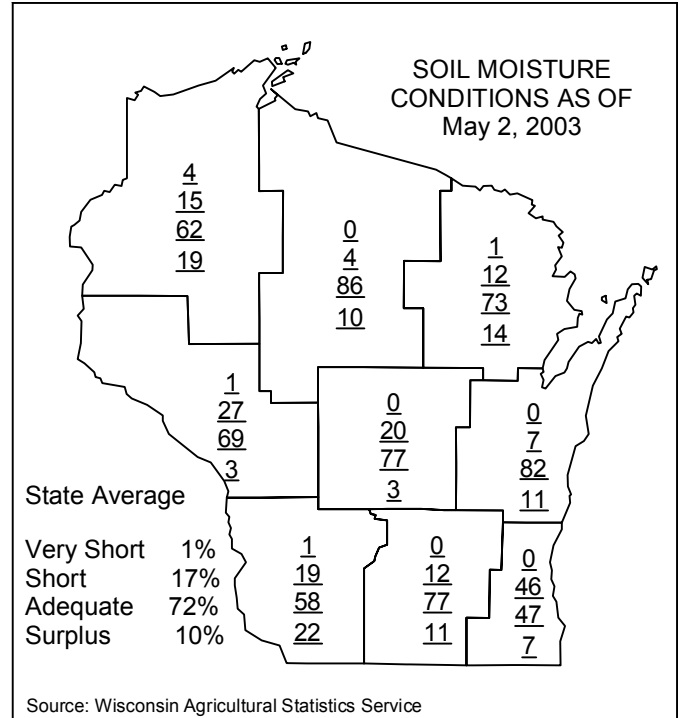
It was a very busy week for Wisconsin farmers. Conditions around the state seemed to be tailored for what needed to happen. There were an average of 5.2 days suitable for fieldwork last week. Farmers took advantage of dry conditions early in the week to complete many spring activities. Tractors were running night and day in most areas. Precipitation midweek slowed progress in southern Wisconsin, but producers were more than happy for the rain and a short break. Northern Wisconsin was dry for most of the week, and soils were worked for long hours. The end of the week brought rains over most of the state, raising soil moisture condition ratings. Conditions were reported as 1% very short, 17% short, 72% adequate, and 10% surplus. The soaking rains late in the week will insure germination of newly planted crops and boost alfalfa and winter wheat growth. Pasture field conditions were reported as 3% very poor, 15% poor, 36% fair, 44% good, and 2% excellent. Pasture growth has lagged behind normal, but should improve quickly with warmer temperatures. Temperatures for the week were near normal for this time of year, but cool nights have slowed growth.

The cold winter and deep frost have many producers concerned about significant damage to the **alfalfa** crop. Winter freeze damage to alfalfa was reported to be 46% none, 32% light, 17% moderate, and 5% severe. Older stands of alfalfa experienced the most damage. The rains received this past week should accelerate growth, and any damage to fields will become more evident. **Winter wheat** experienced the same conditions, but appears to be in better shape. Condition of winter wheat was reported as 1% very poor, 4% poor, 24% fair, 56% good, and 15% excellent.

Corn planting advanced rapidly with the good planting conditions of the past week. Farmers reported 28% planted, compared to 15% last year, and 28% planted for the 5-year average. Planting advanced across the state, and producers report being done planting corn in some areas. Some of the early planted corn crop has emerged. Planting of **soybeans** will soon become a priority.

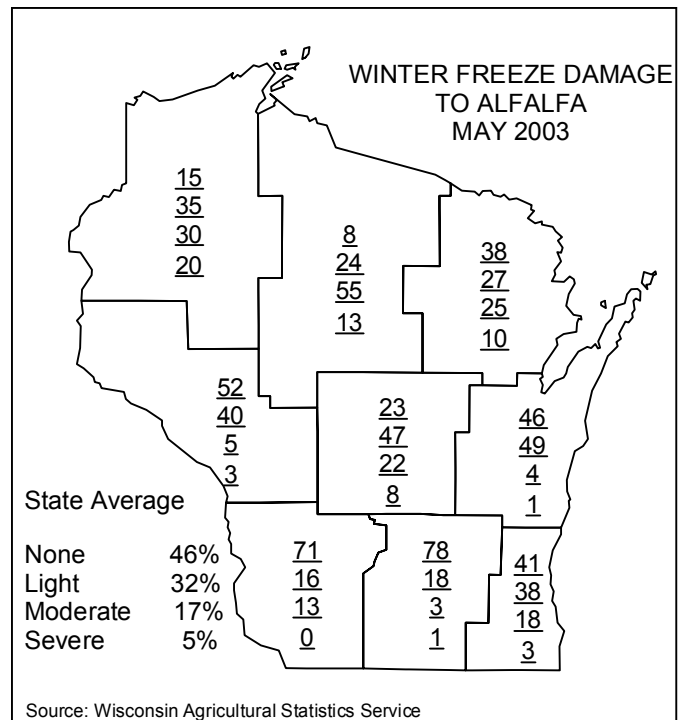
Planting of **oats** was reported at 71% complete statewide. This compares to 42% complete last year and a 69% 5-year average. Oats emerged was at 22% complete, ahead of the 15% reported last year at this time, but behind the 25% emerged for the 5-year average.

Spring tillage operations were reported at 50% complete, compared to 33% last year and 56% complete for the 5-year average. Many farmers expressed satisfaction at the good condition of the soil for tillage operations this year. **Fruit trees** are in bloom or very close in many parts of the state. **Potato** planting progressed rapidly in central Wisconsin and should begin soon in the far north. **Sweet corn** was reported to be coming up in a field in Pepin County.



Wisconsin Crop Conditions as of May 2, 2003

Item	Very poor	Poor	Fair	Good	Excellent
	Percent				
Pasture	3	15	36	44	2
Winter wheat	1	4	24	56	15



Wisconsin Crop Progress, May 4, 2003

Crop and percent of acreage	District average									State average		
	NW	NC	NE	WC	C	EC	SW	SC	SE	This year	Last year	5-year average
Spring tillage completed	40	35	47	50	52	40	64	54	67	50	33	56
Oats planted	56	40	63	77	78	60	89	91	94	71	42	69
Oats emerged	9	1	2	13	10	6	54	53	53	22	15	25
Corn planted	15	7	16	19	24	15	43	38	50	28	18	28

Quotes from Farm Reporters and County Ag Agents

BARRON-C.P.: Alfalfa winterkill appears to be worse than originally thought. More ground is being worked this week. Numerous corn planters starting to emerge from the sheds.

CHIPPEWA-J.C.: Sunny, dry weather has lots of corn being planted. Alfalfa looks good, although areas have some winterkill. Most of the oats are in.

CLARK-R.W.: Alfalfa winterkill is sporadic, but there seems to be a pattern of more damage on fields where a late fall cutting was taken last year. This pattern has been observed in alfalfa and red clover fields.

PRICE-M.P.: Fields look good. Farmers are planting some corn.

VILAS-L.K.: There is nothing greening up yet. Frost is still in the ground. Some manure hauling being done. Potatoes being hauled from warehouses before planting starts.

LANGLADE-A.K.: Alfalfa with stubble looks fine-greening up, but slow growth to this point. Some winter wheat not the greatest, due to wet planting conditions last fall. Nice tillage and planting conditions.

OCONTO-D.T.: Very little evidence of winterkill. Spring tillage going full blast, almost everyone out-oats mostly all planted. Just a couple of fields of corn are planted.

MONROE-M.Y.: We have some speltz in the area. This is about like wheat. About 50 percent is winterkilled. Most alfalfa looks good. Fieldwork is in full swing. Most oats are planted.

TREMPEALEAU-J.Z.: Alfalfa and winter wheat seem to be in good shape. Have not heard of any reseeding at this point. Spring tillage is progressing very well. It has been dry for the last 10 to 14 days, getting to the point where we could use some good rain. Planting of oats is about done. Corn planters are moving to take advantage of dry weather.

PORTAGE-T.C.: Potato planting mostly completed. Corn planting proceeding.

WAUPACA-D.H.: Winter wheat only hit on low spots. Alfalfa stands on older fields show moderate damage; new seeding survived very well. A lot of fieldwork took place with the week of very favorable weather conditions. Corn and soybean planting going full tilt. Some oats are coming up.

MANITOWOC-H.W.: Alfalfa and winter wheat look good, except for some frost and freeze, or too wet spots. Oats and barley being planted and also a few fields of corn.

SHEBOYGAN-M.B.: Received some much-needed rain last evening. Alfalfa and winter wheat seem to have survived the winter very well and are looking excellent. Corn planting has begun already, which is earlier than in recent years.

GRANT-G.C.: Lots of tillage work done this week, ground is dry, but works up nicely. Corn planters are going, and some are done planting corn. Waiting to plant soybeans. Welcome rains starting Wednesday stopped fieldwork.

LAFAYETTE-L.W.: We received 2.5 to 5.0 inches of rain on Wednesday and Thursday; it was very valuable. It did cause severe erosion where fields had been worked extensively, especially for seed corn.


COLUMBIA-B.G.: Corn planting really went at a rapid pace this spring, with the dry soil conditions. Some corn planted early, is emerging. Soybean planting has started this past week.

DANE-C.B.: Fifty percent of corn went in between Saturday and Thursday. The rain made first crop alfalfa and helped out fall seedings. Wheat is on standby until we get some warmer days. Spring burn-down is progressing while many wait for soils to dry out. We should begin to see soybeans getting planted next week, weather permitting.

ROCK-C.H.: No reseeding that I have seen. Slow start, but taking off this week.

RACINE-L.F.: A long awaited rain shower has finally arrived, but we need some more. The less than 1.0 inch of rain has stopped fieldwork for a few days.

WAUKESHA-A.B.: Winter wheat looks good, very little if any winterkill. Most alfalfa is good to excellent. New seeding that was chopped off late looks great. Spring plowing in progress. Most oats are in.



Wisconsin Agricultural Statistics Service
P.O. Box 8934
Madison, WI 53708-8934
(608) 224-4848
<http://www.nass.usda.gov/wi/rlsetoc.htm>

Robert J. Battaglia
State Statistician

Bob Hunter
Statistician

This report has been made possible through the cooperative efforts of the U.S. Department of Agriculture, and the Wisconsin Department of Agriculture, Trade and Consumer Protection, and the National Weather Service.

Wisconsin Weekly Weather, Selected Cities, Ending as of 7:00 a.m. on May 4, 2003

City	Temperature						Growing degree days (modified base 50) 1/		Precipitation			
	Avg. max.	Avg. min.	High max.	Low min.	Avg.	Avg dep. from normal*	Mar. 1 to May3	Mar. 1 to May 3 normal *	Last week	Since Mar. 1	Mar. 1 dep. from normal*	Year to date
Eau Claire	67	41	76	32	54	2	246	146	0.00	5.58	0.51	6.54
Green Bay	60	37	74	28	49	-2	144	118	0.17	4.28	-0.58	5.43
La Crosse	67	47	79	40	57	2	261	180	0.20	4.73	-0.96	5.82
Madison	63	40	74	29	52	0	217	179	1.92	4.78	-1.19	5.64
Milwaukee	58	40	76	36	49	-1	153	n.a.	1.24	4.33	-2.33	5.11

1/Formula used: GDD = (daily maximum (86°) + daily minimum (50°))/2-50°; where 86° is used if the maximum exceeds 86° and 50° is used if the minimum falls below 50°. *Normal based on 1961-90 data. Source: NCEP/NOAA Climate Prediction Center <<http://www.cpc.ncep.noaa.gov>>. N.a. = not available. T = trace.