



Wisconsin Crop Weather

Compiled by the Wisconsin Agricultural Statistics Service

October 4, 2004

Frost Hits Crops

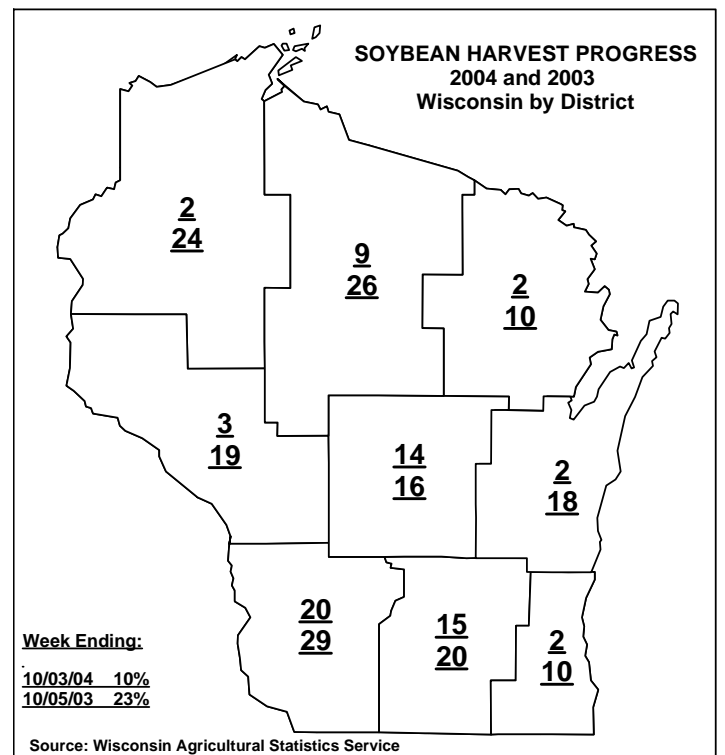
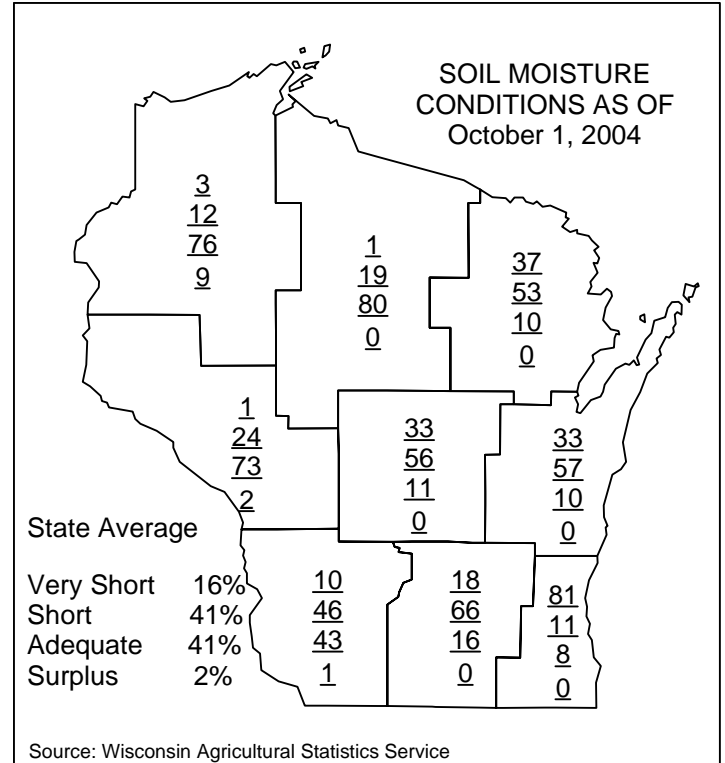
Vol. 04, No. 26

Frost was reported across the state. Areas in the northern half of the state had more extensive damage, while the southern half received light and scattered frost damage. Temperatures this past week were at or slightly below normal for this time of year, ranging from the low 30's to the low 80's. Growing degree days are slightly above normal for this time of year, except in the south central part of the state. The west central part of the state received over an inch of rain this past week; the rest of the state received less than an inch. Farmers across the state are saying they need some rain. Soil moisture conditions were reported as 16% very short, 41% short, 41% adequate, and 2% surplus. The eastern half of the state is experiencing dryer conditions with reports of very short or short soil moisture. The western half of the state is experiencing more adequate soil moisture conditions. There was an average of 6.3 days suitable for fieldwork last week.

Corn has continued to improve with the warm weather during the past few weeks. However, there are concerns about damage from frost and cooler weather during the coming weeks. The southwestern part of the state reported that the corn harvest has had good quality and yields. In some areas of the state, frost killed some of the corn. Corn silage harvesting in the western and central parts of the state is yielding well. In the eastern half of the state, the lack of rain has caused the silage crop to be lower in quantity and quality. **Soybean** harvest is underway. Fields in some parts of the state experienced frost damage this past week. In the eastern half of the state, soybean harvest is 7 to 10 days from getting started. White mold and brown stem rot is showing up in some fields. Fourth crop **hay** harvest in the eastern part of the state continues with good quality, but yields are down due to the dry September. In western parts of the state, fourth crop hay is excellent, with harvest nearing completion.

Corn in dent stage was reported at 75%, well behind both last year's 100%, and the 5-year average of 97%. Corn in the mature stage was reported at 28%, well below last year's 78%, and the 5-year average of 71%. Corn harvested for silage was reported at 44% complete, well behind last year's 86%, and the 5-year average of 75%. Corn harvested for grain was reported at 2% complete, behind last year's 11%, and the 5-year average of 9%. **Soybeans** turning color were reported at 88%, behind both last year's 100%, and the 5-year average of 97%. Soybeans dropping leaves were reported at 62%, behind last year's 91%, and the 5-year average of 84%. Soybeans harvested was reported at 10% complete, behind last year's 19%, and the 5-year average of 18%. Fourth cutting **hay** harvest is 45% complete, ahead of last year's 38%, but behind the 5-year average of 49%.

The **potato** harvest is almost completed, with good yields reported. **Cranberry** harvest has started, but there are some concerns about poor color. **Pumpkin** harvest is underway and looks good. **Winter wheat** planting is in full swing, with some germination reported. **Kidney bean** harvest has started. Rain could help **pasture** conditions. **Apple** harvest is continuing this week. **Pear** and **plum** harvest has finished.



Item	V.-poor	Poor	Fair	Good	Excellent
	Percent				
Pasture	8	21	45	23	3
Soybeans	5	13	25	44	13
Corn	5	16	21	45	13

Wisconsin Crop Progress, October 3, 2004

Crop and percent of acreage	District average									State average		
	NW	NC	NE	WC	C	EC	SW	SC	SE	This year	Last year	5-year average
Corn in dent stage	67	77	62	68	74	46	87	91	78	75	100	97
Corn in mature stage	18	6	6	17	39	14	34	49	17	28	78	71
Corn hrvt. for silage	18	10	51	35	50	25	77	69	49	44	86	75
Corn hrvt. for grain	1	0	0	1	4	2	4	2	0	2	11	9
Soybeans turning color	92	86	88	81	91	76	88	97	80	88	100	97
Soybean dropping leaves	56	49	38	52	42	38	76	79	64	62	91	84
Soybeans harvested	2	9	2	3	14	2	20	15	2	10	19	18
Fourth cutting hay	19	16	18	63	56	38	61	70	57	45	38	49

Quotes from Farm Reporters and County Ag Agents

CHIPPEWA-J.M.: Hard frost/freeze on Saturday morning. Report of soybeans harvested on Thursday with 10% moisture.

RUSK-G.P.: Corn silage harvest has started, with moisture still quite high. Quality, so far, is fair with low grain fields coming off first. Some late hay and haylage still going on. Moderate frost on Wednesday morning did most of the crops in, and it sounds like Friday night should finish everything off. It's been an interesting growing season, to say the least.

ONEIDA-P.L.: Corn silage will not be the greatest due to the late season and early frost. Just as the rest of the corn was denting and starting to mature, it also got froze. At least the latter corn will have some cob and corn mixed to give it more feed value. I doubt if much will be able to be harvested as grain.

VILAS-L.K.: Rye crop is excellent. Some left in fields due to no room for storage.

MARINETTE-S.R.: Widespread frost, but not killing frost in all areas.

SHAWANO-B.R.: Winter wheat is slow to germinate with the very dry soils. Fourth crop alfalfa has really taken a hit in most areas. Corn silage is coming off fast and is low in moisture, even though it is not mature yet. Soybeans dropping leaves now and are generally short stemmed. Frost has hit in about half of the county at this time.

DUNN-H.A.: Crop growing season ended last night. Corn much improved over the last two weeks.

PEPIN-H.R.: Some corn silage down in quality due to dry conditions on the lighter soils. On the heavy soils, quantity and quality is very good-lots of tonnage. Some fourth crop alfalfa about to be harvested. Most third crop alfalfa is done with good quantity, also good quality. Light frost on Wednesday, but not a killer.

PORTAGE-J.W.: Had a killing frost on Tuesday. Fall tillage continues. Corn silage harvest continues with below average yields.

WAUPACA-D.L.H.: Quality and quantity of corn silage is below normal. Third and fourth crop hay is of good quality, but has low yields. We had a light frost Wednesday and Thursday morning. Corn leaves are frozen.


MANITOWOC-D.S.: Corn silage on low land very poor; however, corn planted late April early May, overall, looking like average to above average. Had a light frost on Thursday. Planted winter wheat.

WINNEBAGO-R.H.: Corn silage has gotten very dry due to no rain and warm days. Anyone cutting third and fourth crop alfalfa is very short on quantity and excellent quality. There is no frost on the high ground. Some corn recovered from the early frost and has gotten green again. Winter wheat is pretty well planted, but slow at emerging due to dry conditions.

RICHLAND-S.K.: We just started to chop corn silage, and some farmers are reporting good yields, or better than expected, anyway. The corn crop is starting to catch up, and most of it will reach maturity soon. The leaves on the soybean plants are starting to drop, and we've had a couple of early fields harvested, but we are still a couple weeks away from harvesting for most fields.

ROCK-S.H.: Some producers may take fourth cutting alfalfa to prevent excessive growth from over-winterizing. Had a light frost Wednesday night. Winter wheat has begun to be planted. Soybeans tend to be yielding better on higher soils than lower soil.

WASHINGTON-L.K.: We got hit Thursday morning with a frost. In the lower areas, it really hurt the corn leaves. The soybeans that had dropped leaves already may be ready for harvest by the end of the week. Wheat planting has begun. The ground is extremely dry and hard for no-tilling. Some wheat has emerged, but it is very spotty and light. Corn has pretty much dented, but there are areas of the fields that are not complete yet. Moisture still looks like it could be pretty high and test weight is in question. Silage is being cut all over.



Wisconsin Agricultural Statistics Service
P.O. Box 8934
Madison, WI 53708-8934
(608) 224-4848
<http://www.nass.usda.gov/wi/rlsetoc.htm>

Robert J. Battaglia
Director

Michael Lester
Statistician

This report has been made possible through the cooperative efforts of the U.S. Department of Agriculture, and the Wisconsin Department of Agriculture, Trade and Consumer Protection, and the National Weather Service.

Wisconsin Weekly Weather, Selected Cities, Ending as of 7:00 a.m. on October 3, 2004

City	Temperature						Growing degree days (modified base 50) 1/		Precipitation			
	Avg. max.	Avg. min.	High max.	Low min.	Avg.	Avg dep. from normal*	Mar. 1 to Oct. 2	Mar. 1 to Oct. 2 normal *	Last week	Since Sept. 1	Sept. 1 dep. from normal*	Year to date
Eau Claire	68	37	77	31	53	-1	2473	2442	1.07	4.50	0.59	26.19
Green Bay	71	37	81	31	54	0	2319	2308	0.22	3.08	-0.19	28.14
La Crosse	68	42	77	35	55	-2	2827	2760	0.62	4.11	0.57	37.19
Madison	69	39	76	34	54	-2	2616	2709	0.75	1.83	-1.38	34.06
Milwaukee	67	44	77	37	55	-3	2503	n.a.	0.24	0.48	-2.94	27.86

1/Formula used: GDD = (daily maximum (86°) + daily minimum (50°))/2-50°; where 86° is used if the maximum exceeds 86° and 50° is used if the minimum falls below 50°. *Normal based on 1971-2000 data. Source: NCEP/NOAA Climate Prediction Center <<http://www.cpc.ncep.noaa.gov>>. N.a. = not available. T = trace.