

# WISCONSIN CROP PROGRESS

April 29, 2013

Vol. 13, No. 4

## Record Late Start to Fieldwork

This week, temperatures rose into the upper 60s and low 70s statewide for the first time in 2013. However, some areas of northern Wisconsin received snow mid-week and reporters commented that frost was still in the ground. Planting was delayed in parts of southern Wisconsin by low soil temperatures and wet field conditions. Ponding in wheat and hay fields reportedly remained a concern. Reporters commented that farmers statewide are anxiously waiting for conditions to improve. This year has seen a record late start to both spring tillage and oats planting. More warm, dry days are needed to jump-start this growing season. There were 1.4 days suitable for fieldwork this week.

Across the reporting stations, average temperatures last week were normal to 5 degrees below normal. Average high temperatures ranged from 54 to 59 degrees, while average low temperatures ranged from 32 to 38 degrees. Precipitation totals ranged from 0.02 inches in Madison to 0.70 inches in Eau Claire. If you are interested in further weather data, please reference the following sites:

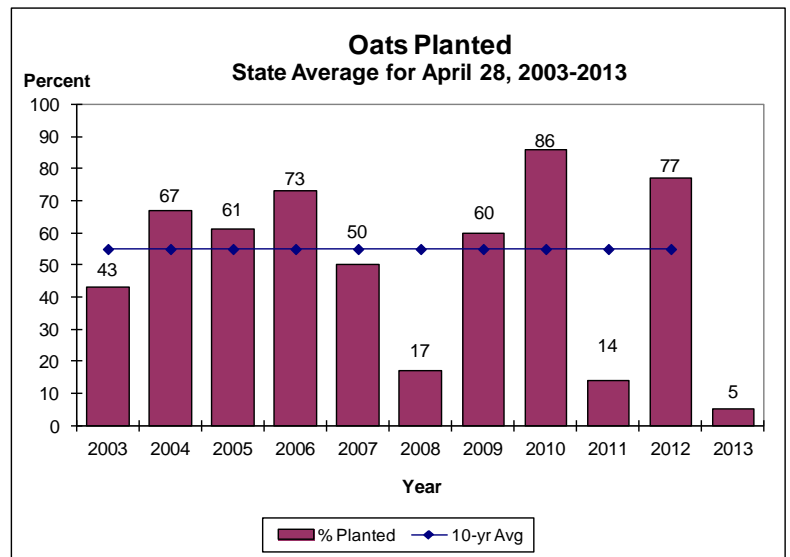
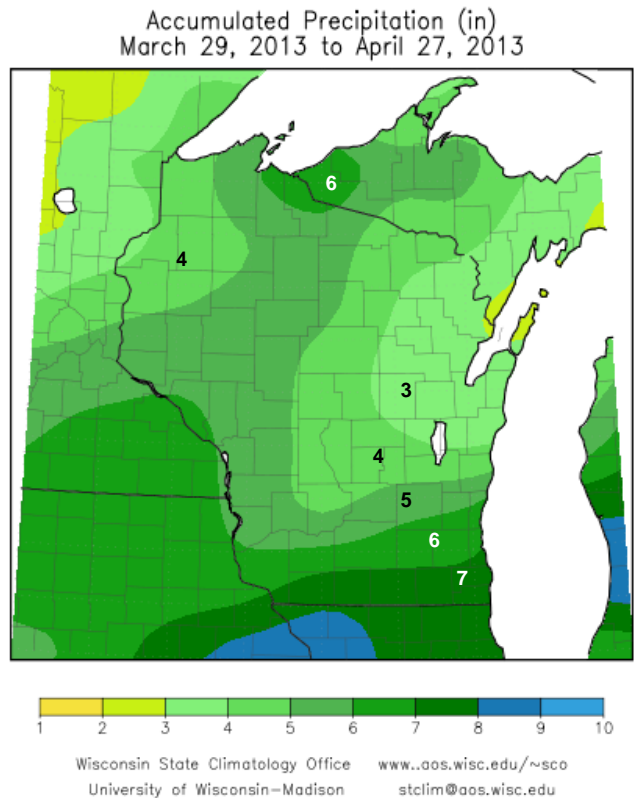
- <http://www.noaa.gov/>
- <http://www.aos.wisc.edu/~sco/>
- <http://www.cocorahs.org/>
- <http://www.weather.gov/>

Statewide, **spring tillage** was 4 percent complete, compared to 56 percent last year and a 36 percent five-year average. This is the lowest percentage complete on this date in the past 30 years of Crop Progress data. The previous record low was 9 percent on April 28, 2011.

**Oats** were 5 percent planted this week. This represents the latest start to oats planting in the past 30 years of Crop Progress data. The previous record low was 7 percent planted on April 28, 1993.

**Alfalfa** has reportedly been very slow to break dormancy this year due to below average temperatures. **Pasture** condition was slowly improving with 44 percent in fair to excellent condition this week, compared to 31 percent last week.

**Winter wheat** was reportedly greening up in most areas, though it was still too early to accurately judge winterkill. **Maple syrup** season continued in a some areas, with excellent yields reported. A few producers were reportedly planting **potatoes** in Portage and Waushara Counties.



	Very Poor	Poor	Fair	Good	Excellent
Pasture	32	24	30	13	1

Source: USDA, NASS, Wisconsin Field Office

## Wisconsin Crop Progress, April 28, 2013

Crop and percent of acreage	District average									State average			
	NW	NC	NE	WC	C	EC	SW	SC	SE	This week	Last week	Last year	5-year average
Oats planted	0	0	1	0	1	1	14	18	0	5	0	77	51

Source: USDA, NASS, Wisconsin Field Office.

## Days Suitable for Fieldwork and Soil Moisture Conditions, April 28, 2013

Item	District average									State average		
	NW	NC	NE	WC	C	EC	SW	SC	SE	This week	Last week	Last year
Days Suitable	Days									Days		
	0.1	0.1	0.8	0.4	3.2	1.1	2.5	2.2	0.6	1.4	0.1	4.4
Topsoil Moisture	Percent									Percent		
	Very Short											
	0	0	0	0	0	0	0	0	0	0	0	2
	Short											
	6	0	0	2	3	0	7	7	0	4	5	8
Adequate												
69	66	42	76	82	57	84	72	61	71	56	80	
Surplus												
25	34	58	22	15	43	9	21	39	25	39	10	
Subsoil Moisture	Very Short											
	1	0	0	3	0	1	1	0	0	1	2	n.a.
	Short											
	19	7	8	34	18	2	29	11	3	17	21	n.a.
	Adequate											
74	93	47	60	69	79	68	73	74	71	62	n.a.	
Surplus												
6	0	45	3	13	18	2	16	23	11	15	n.a.	

Source: USDA, NASS, Wisconsin Field Office.

# Wisconsin Crop Progress

## Selected Quotes from Farm Reporters and County Ag Agents

All comments are used in creating this report, but only a few are published below.

**BARRON-T.B.:** Still finding pockets of frost in some fields. Both alfalfa and winter wheat are starting to green up, neither crop showing winterkill at this point. Planting is way behind schedule and expecting a big push of activity in the coming days and weeks. Maple syrup season turned out very good, both quantity and quality, but sap collection really slowed down by week's end. Previous year's drought effects no longer evident.

**CHIPPEWA-J.M.:** Frost in ground and occasional snow/ice in shaded areas. Tillage will likely begin in sandy areas this week if it stays dry. Pastures are just starting green up.

**CLARK-A.K.:** Maple syrup season has come to an end. No one in the fields yet. Everyone waiting.

**VILAS-R.K.:** Snow starting to melt.

**LANGLADE-A.K.:** Finally some nice temperatures. Still frost and some standing water. Some of growing season already lost.

**BUFFALO-R.S.:** Still some frost in the ground, rye and winter wheat showing a little green. No grass or alfalfa movement yet. A lot of ponding of water - probably will affect alfalfa. Field work will start here about May 6th or later, about 30 days behind last year.

**EAU CLAIRE-D.S.:** Snow still in fence rows. First crocus bloom this week. Some farmers spreading manure on frozen ground.

**ST CROIX-D.K.:** Maybe next week we'll have more to report.

**MARQUETTE-D.S.:** Farmers have just started getting in the fields. Frost still in the ground in a few sparse areas. Potato planting is delayed by a good two weeks. Uncertain as to how much winterkill there is at this point due to delayed growth.

**WAUSHARA-K.W.:** Some processing peas planted around 4/19. Some seeding done on 4/17, potato growers planting now, additional pea fields planted this past week. Still some snow in sheltered areas, fence lines, and under trees. Winter wheat greening up and looks ok except for some areas where water had ponded.

**DOOR-R.S.:** Waiting for warm weather to arrive.

**FOND DU LAC-M.R.:** Seeing signs of life from winter wheat and alfalfa. Low spots appear dead. Finally a couple of decent days this weekend, but still not much for field activity.

**OUTAGAMIE-D.F.:** Winter wheat and alfalfa fields just starting to show some green color after a couple of days of 65 degree temps.

**CRAWFORD-J.B.:** There is no frost in the ground. Some alfalfa, winter wheat and rye are beginning to show signs of some winterkill. The expected warmer weather next week should make any signs of winterkill more noticeable. Some manure is being applied and we suspect next week some producers will attempt to seed oats or perform spring tillage. In the next week or so apple trees and other fruit trees should begin to show signs of bud swelling; vegetable producers should also begin preparing for spring planting of early vegetable crops.

**DANE-L.J.:** There is no evidence of frost remaining in the ground. There is some evidence of winterkill in alfalfa and winter wheat. A few farmers have been working the land over the weekend. Oats and alfalfa plantings have been delayed and given the prospect of winterkill, I expect more new alfalfa seedings this spring. The prospect of additional rain this week may begin to significantly delay corn and soybean plantings which could reduce yield potential.


**DODGE-S.B.:** Producers are walking their winter wheat fields trying to decide if they are going to keep them or not due to winterkill. Pastures have not responded yet, we need more warm weather.

**WASHINGTON-G.S.:** Alfalfa and winter wheat is greening up. Farmers should be able to start getting into the fields early this week because we had a dry weekend, however, more rain is forecast for the end of the week. Farmers are beginning to get apprehensive about how late it is getting and they have not gotten anything planted yet.

Wisconsin Weekly Weather, Selected Cities, Ending as of 7:00 a.m. on April 28, 2013

City	Temperature						Growing degree days (modified base 50) 1/		Precipitation				
	Avg. max.	Avg. min.	High max.	Low min.	Avg.	Avg. dep. from normal *	Mar. 1 to Apr. 27	Mar. 1 To Apr. 27 normal*	Last Week	Since Mar. 1	Mar. 1 dep. from normal *	Year to date	Year dep. from normal *
Eau Claire	54	32	73	24	43	-5	24	111	0.70	5.42	+1.05	7.99	+1.75
Green Bay	55	36	68	27	46	-1	28	92	0.12	5.12	+0.79	9.77	+3.22
La Crosse	57	36	74	27	47	-4	43	143	0.61	7.88	+2.93	10.28	+3.15
Madison	59	38	69	33	49	0	66	144	0.02	8.19	+2.94	13.47	+5.69
Milwaukee	56	38	68	31	47	0	53	n.a.	0.47	8.99	+3.04	15.19	+5.76

1/ Formula used: GDD = (daily maximum (86°) + daily minimum (50°))/2-50°; where 86° is used if the maximum exceeds 86° and 50° is used if the minimum falls below 50°. \*Normal based on 1971-2000 data. Source: NCEP/NOAA Climate Prediction Center <http://www.cpc.ncep.noaa.gov>. n.a.=not available. T=trace. Source: USDA, NASS, Wisconsin Field Office.

	USDA, NASS, Wisconsin Field office	(608)224-4848	This report has been made possible through the cooperative efforts of the U.S. Department of Agriculture, and the Wisconsin Department of Agriculture, Trade and Consumer Protection and the National Weather Service.
	P.O. Box 8934	<a href="http://www.nass.usda.gov/wi/">http://www.nass.usda.gov/wi/</a>	
	Madison, WI 53708-8934	Greg Bussler, State Statistician	