



Upper Midwest Region - Wisconsin Field Office · 2811 Agriculture Drive · Madison WI 53718-6777 · (608) 287-4775
fax (855) 271-9802 · www.nass.usda.gov/wi

Cooperating with Wisconsin Department of Agriculture, Trade and Consumer Protection

April 3, 2023 - For Immediate Release

Media Contact: Greg Bussler

Wisconsin had **0.7 days suitable for fieldwork** for the week ending April 2, 2023, according to the USDA’s National Agricultural Statistics Service. Heavy snow accumulation in the North and wet field conditions in the South have prevented most field work. Overwintered crops have yet to break dormancy in most areas. Farmers are hoping for drier conditions to start fieldwork.

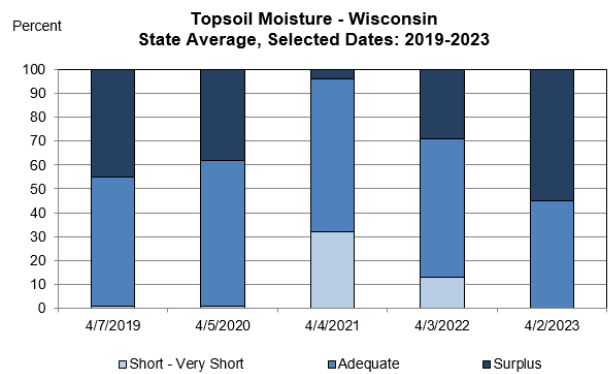
Topsoil moisture condition rated 0 percent very short, 0 percent short, 55 percent adequate and 45 percent surplus. **Subsoil moisture** condition rated 0 percent very short, 2 percent short, 62 percent adequate and 36 percent surplus.

Winter wheat condition was rated 57 percent good to excellent statewide, down from 83 percent good to excellent at the end of November.

Pasture condition was rated 43 good to excellent statewide.

Crop Condition as of April 2, 2023

Item	Very Poor	Poor	Fair	Good	Excellent
	(percent)	(percent)	(percent)	(percent)	(percent)
Pasture and range .	11	11	35	34	9
Wheat, winter	2	4	37	54	3



The complete report can be found on the USDA NASS website at www.nass.usda.gov/Publications.

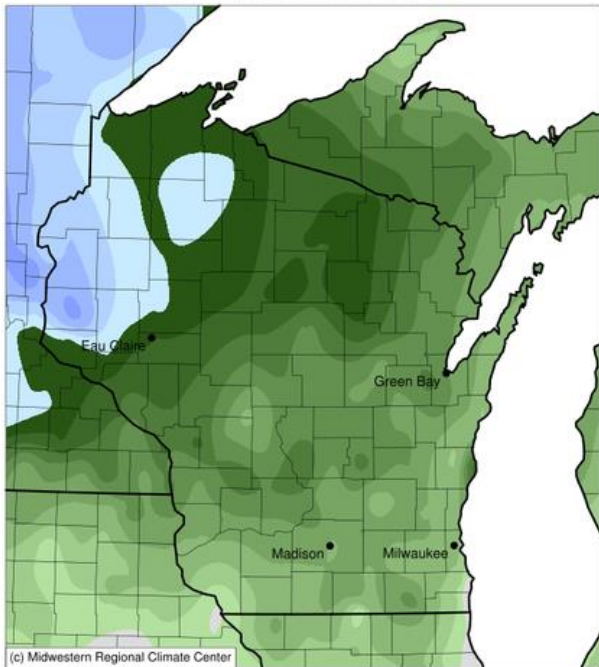
Days Suitable for Fieldwork and Soil Moisture Condition as of April 2, 2023

Item	Districts									State		
	NW	NC	NE	WC	C	EC	SW	SC	SE	This week	Last week	Last year
Days suitable	(days) 0.0	(days) 0.0	(days) 0.0	(days) 0.5	(days) 1.9	(days) 0.5	(days) 2.3	(days) 0.1	(days) 0.0	(days) 0.7	(days) (NA)	(days) 0.4
Topsoil moisture	(percent)	(percent)	(percent)	(percent)	(percent)	(percent)	(percent)	(percent)	(percent)	(percent)	(percent)	(percent)
Very short	0	0	0	0	0	0	0	0	0	0	(NA)	2
Short	0	0	2	0	0	0	0	1	3	0	(NA)	11
Adequate	30	42	39	73	41	52	71	57	61	55	(NA)	58
Surplus	70	58	59	27	59	48	29	42	36	45	(NA)	29
Subsoil moisture												
Very short	0	0	0	0	0	0	0	0	0	0	(NA)	2
Short	0	0	2	8	0	0	0	1	4	2	(NA)	25
Adequate	39	59	56	67	41	53	82	67	86	62	(NA)	58
Surplus	61	41	42	25	59	47	18	32	10	36	(NA)	15

(NA) Not available.

Average Temperature (°F): Departure from 1991-2020 Normals

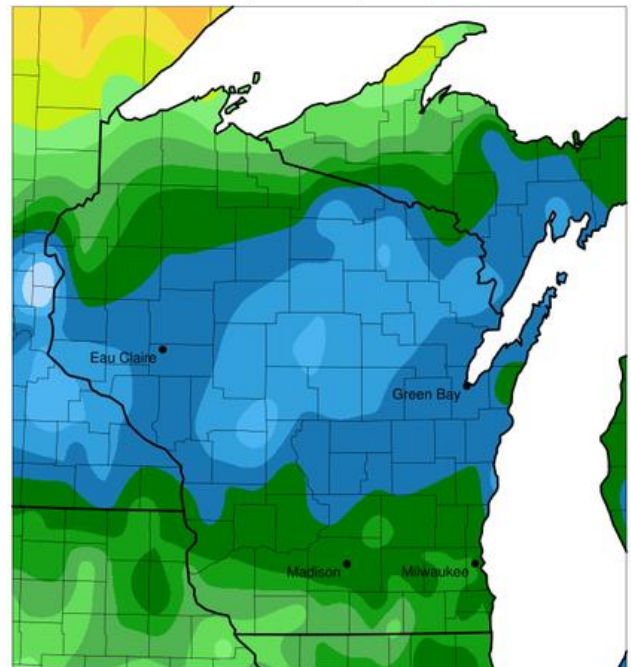
March 27, 2023 to April 02, 2023



-16 -11 -6 -1
Stations from the following networks used: WBAN, COOP, FAA, GHCN, ThreadEx, CoCoRaHS, WMO, ICAO, NWSLI,
Midwestern Regional Climate Center
cli-MATE: MRCC Application Tools Environment
Generated at: 4/3/2023 10:11:21 AM CDT

Accumulated Precipitation (in)

March 27, 2023 to April 02, 2023



0.01 0.05 0.1 0.2 0.3 0.5 0.75 1 1.5 2 2.5 3 4
Stations from the following networks used: WBAN, COOP, FAA, GHCN, ThreadEx, CoCoRaHS, WMO, ICAO, NWSLI,
Midwestern Regional Climate Center
cli-MATE: MRCC Application Tools Environment
Generated at: 4/3/2023 10:12:02 AM CDT

Weather Information: Week Ending April 2, 2023

District and State	Temperature		Precipitation		Growing Degree Days ¹	
	Average	Departure from Normal ²	Total	Departure from Normal ²	Since April 1	Departure from Normal ²
Northwest	24.1	-11.2	1.39	0.84	0	0
North Central	24.9	-9.6	2.09	1.56	0	0
Northeast	27.7	-7.7	2.14	1.62	0	0
West Central	30.0	-9.3	2.03	1.37	0	-1
Central	32.3	-6.8	1.98	1.32	0	-1
East Central	32.1	-6.4	1.73	1.08	0	-1
Southwest	36.0	-4.9	1.20	0.46	0	-2
South Central	36.2	-5.0	0.98	0.17	0	-1
Southeast	36.1	-4.8	1.08	0.27	0	-1
Wisconsin	29.6	-8.0	1.69	1.06	0	-1

¹ Base 50° F.

² Normal based on 1991-2020 data.