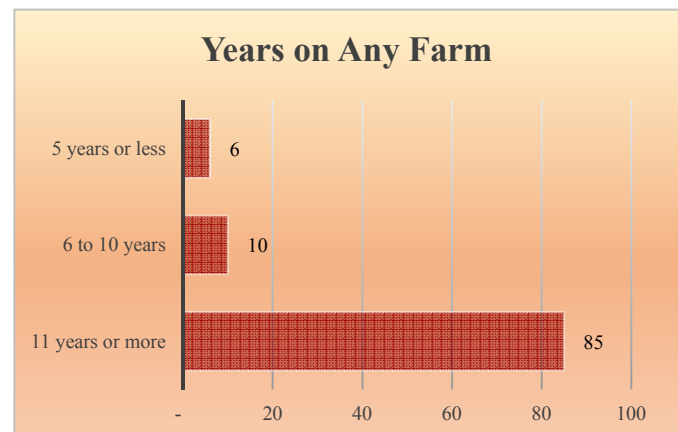
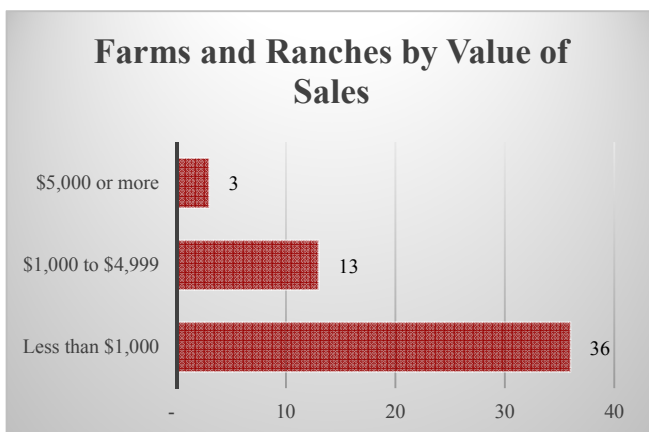
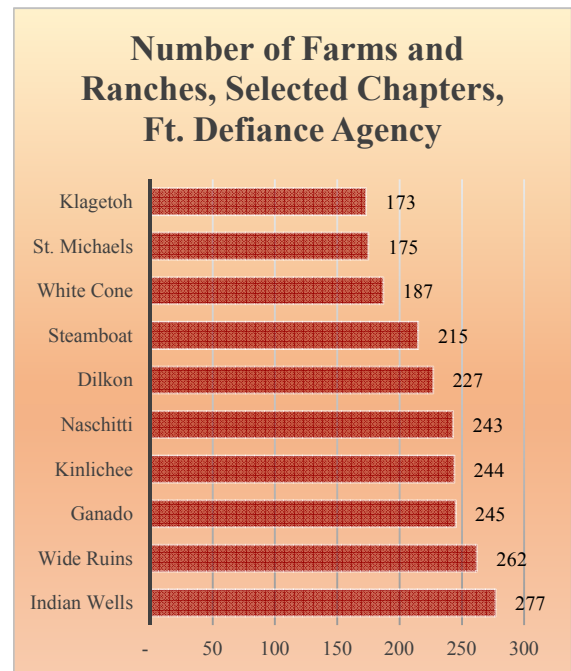


Jeddito Chapter

Total and Per Farm Overview

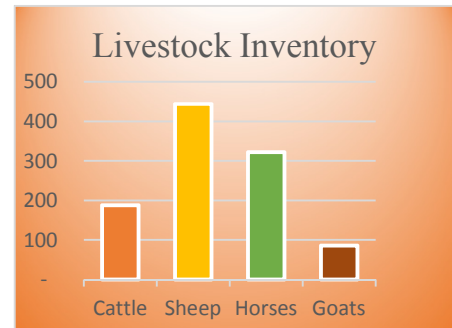
	2017	% of Ft. Defiance Agency
Number of Farms and Ranches	52	1.3
Total (\$)		
Market value of products sold	70,800	1.3
Crop sales	(D)	(D)
Livestock sales	(D)	(D)
Farm production expenses	368,400	1.3
Per farm average (\$)		
Market value of products sold	1,362	
Share of Sales by Type (%)		
Crop sales	(D)	
Livestock sales	(D)	



Jeddito Chapter

Livestock and Crop Totals

Livestock	Farms	Inventory	% of Ft.
			Agency Defiance
Cattle and calves	15	188	1.1
Beef cows	15	135	1.2
Sheep and lambs	32	444	0.9
Horses and ponies	46	322	3.0
Goats	18	86	0.7

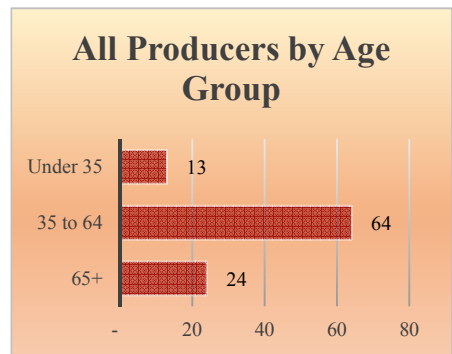


Crops	Farms	Acres	% of Ft.
			Agency Defiance
Corn, traditional, acres	17	37	4.2
Hay and haylage, acres	-	-	-
Vegetables, acres	7	(D)	(D)
Cantaloupes, acres	-	-	-
Honeydew melons, acres	-	-	-
Squash, all, acres	5	(D)	(D)
Watermelons, acres	5	(D)	(D)

Total Producers^a 101
Average age (years) 56.4

Sex
 Female 43
 Male 58

Other characteristics
 With military service 4
 New and beginning farmers 16
 Young Producers 13



See 2017 Census of Agriculture, U.S. Summary and State Data, for complete footnotes, explanations, definitions, commodity descriptions, and methodology. ^a Data collected for a maximum of four producers per farm. (D) Withheld to avoid disclosing data for individual operations. (NA) Not available. (-) Represents zero.