



United States Department of Agriculture
National Agricultural Statistics Service

JULY CROP PRODUCTION
Executive Summary

JULY 11, 2013

12:00 PM



Contents



Field Crops	Fruit	Specialty Crops
Winter Wheat	Citrus	Tobacco
Other Spring Wheat		
Durum Wheat		
Barley		
Oats		



Survey Overview

	Ag Yield	Objective Yield
Survey Type	Farmer Reported	Field Measurement
Crops Included	Winter, Spring & Durum Wheat, Oats, Barley, Tobacco	Winter Wheat
States	35	10
Sample Size	~8,300	1,410
Collection Period	June 26 – July 5	June 24 – July 1



July 2013 Crop Production

Crop	Unit	July 2013	% Change from Previous Forecast	% Change from Previous Season
Winter Wheat				
Harvested	Mil Ac	32.3	* NC	- 7.4
Yield	Bu/Ac	47.8	+ 3.7	+ 1.3
Production	Bil Bu	1.54	+ 2.2	- 6.2

* No change from June Acreage



July 2013 Crop Production

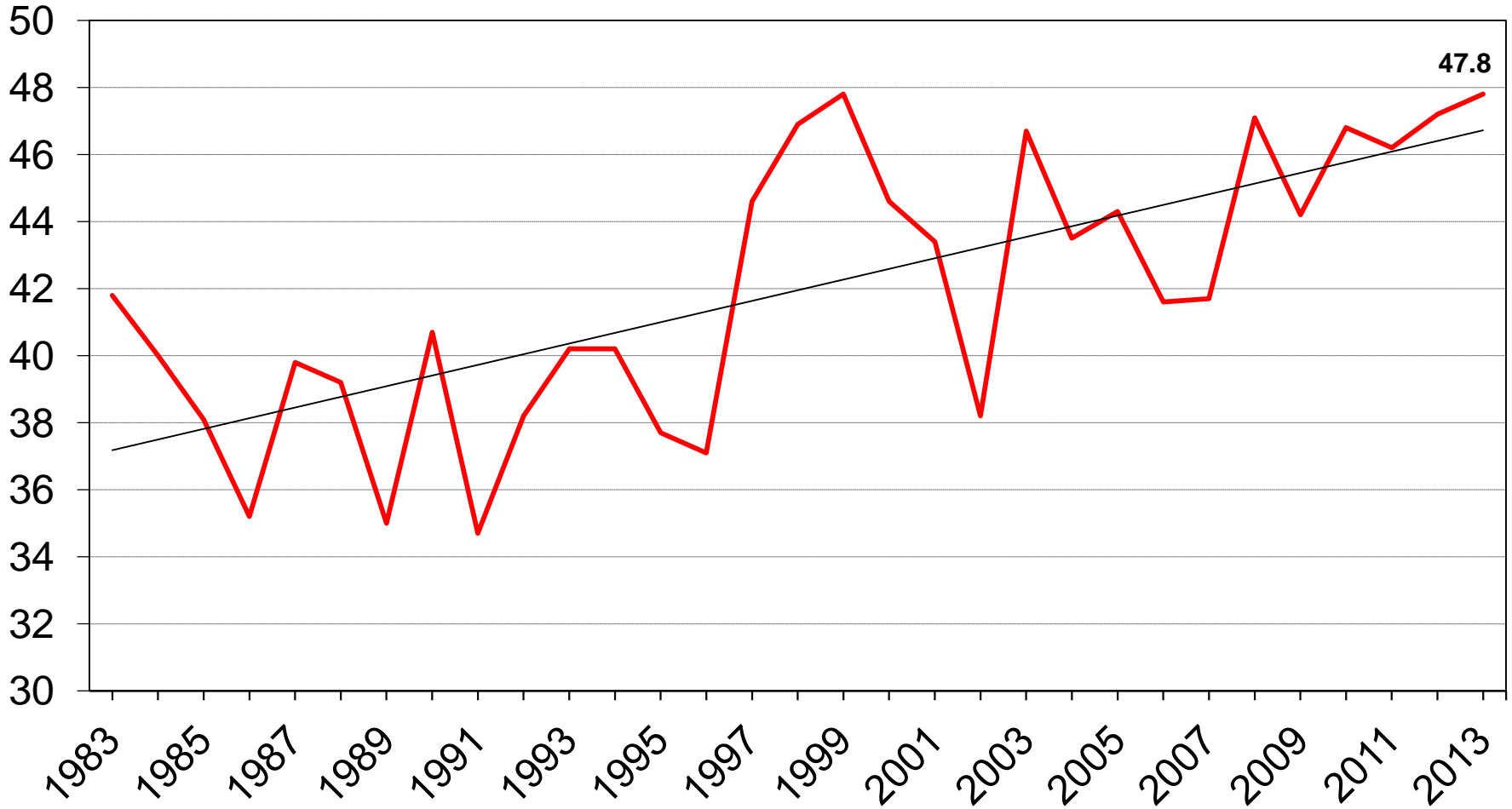
Crop	Unit	July 2013	% Change from Previous Forecast	% Change from Previous Season
Winter Wheat Production by Class				
Hard Red	Mil Bu	793	+ 1.5	- 21.0
Soft Red	Mil Bu	539	+ 5.9	+ 28.4
White	Mil Bu	211	- 3.4	- 4.5



U.S. Winter Wheat Yield



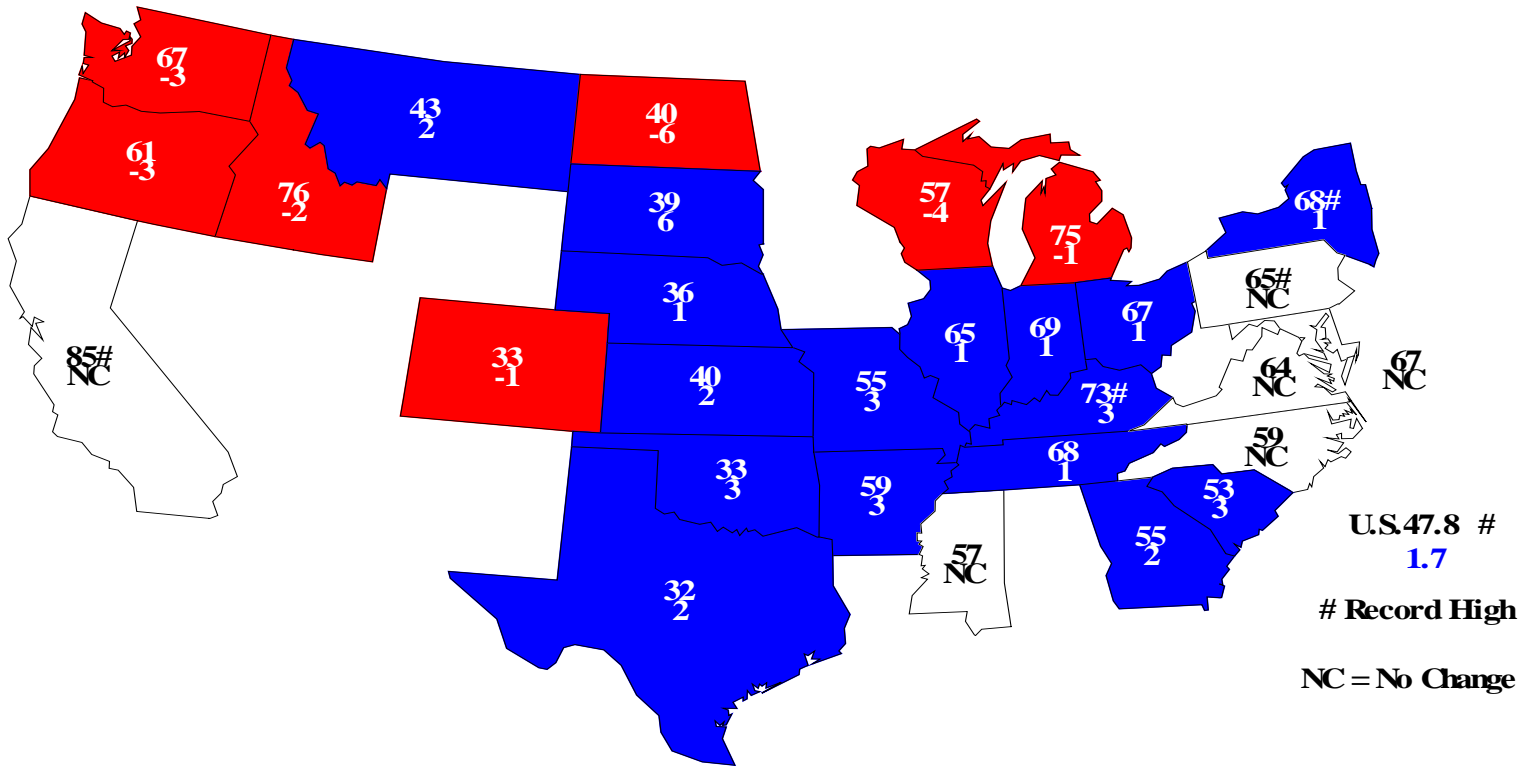
Bushels/acre





Winter Wheat Yield - July 1, 2013

Bushels and Change From Previous Month





Winter Wheat Objective Yield - July

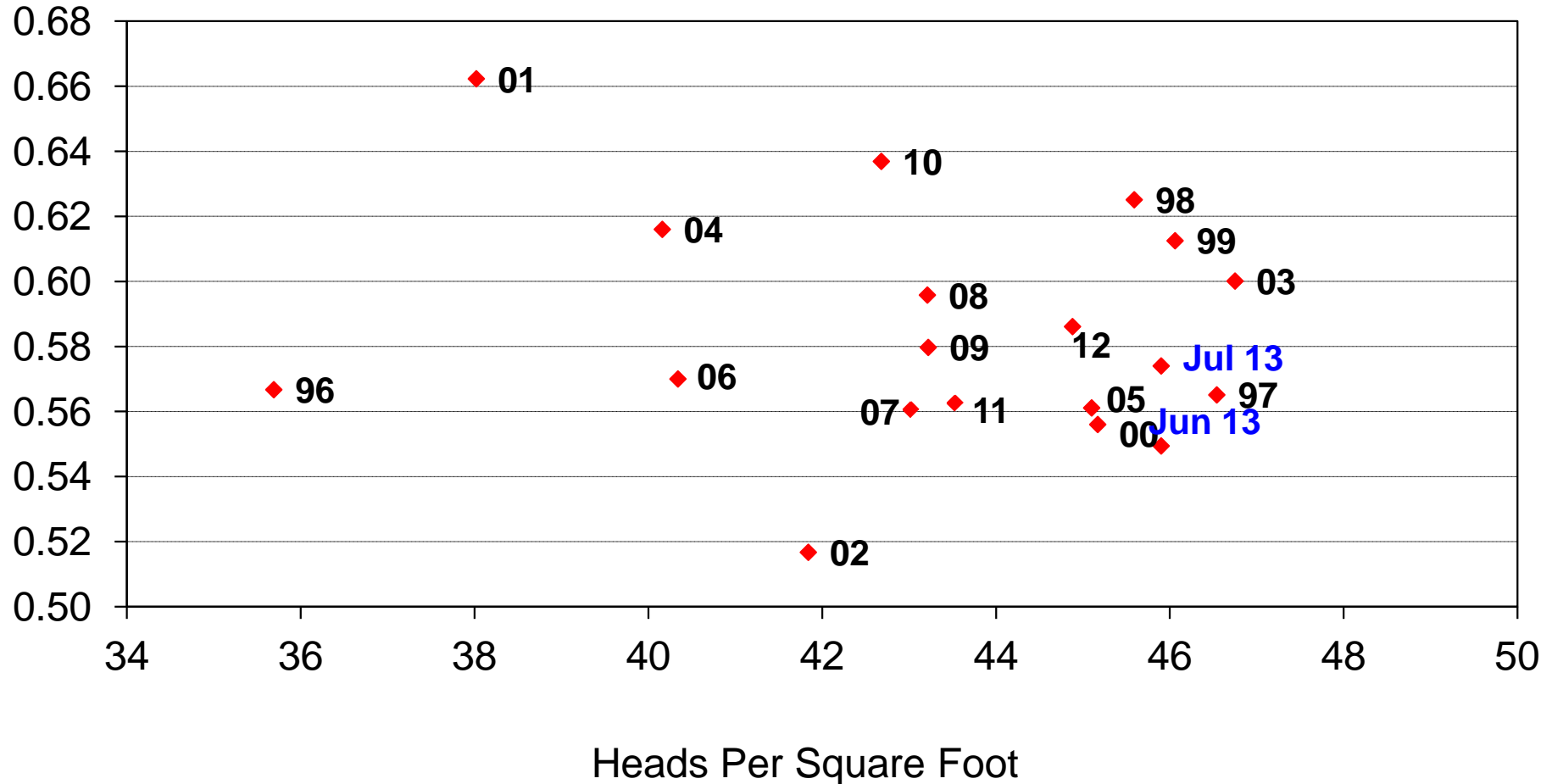
Percent of Samples Processed in the Lab

Year	Mature
	<i>---Percent---</i>
2009	57
2010	58
2011	60
2012	77
2013	55



10-State Winter Wheat Region Derived Head Weight vs Heads Per Square Foot

Grams/Head





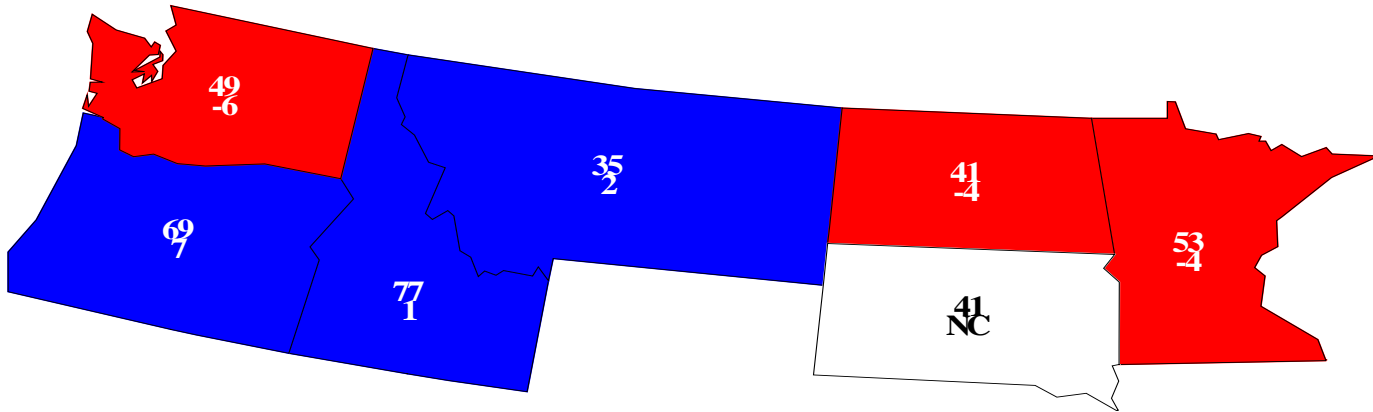
July 2013 Crop Production

Crop	Unit	July 2013	% Change from Previous Forecast	% Change from Previous Season
Other Spring Wheat				
Harvested	Mil Ac	12.0	NC	- 0.8
Yield	Bu/Ac	42.9	---	- 4.7
Production	Mil Bu	513	---	- 5.3



Other Spring Wheat Yield - July 1, 2013

Bushels and Change From Previous Year



U.S. 42.9

NC = No Change



July 2013 Crop Production

Crop	Unit	July 2013	% Change from Previous Forecast	% Change from Previous Season
Durum Wheat				
Harvested	Mil Ac	1.50	NC	- 28.5
Yield	Bu/Ac	38.3	---	- 1.8
Production	Mil Bu	57.5	---	- 29.8



July 2013 Crop Production

Crop	Unit	July 2013	% Change from Previous Forecast	% Change from Previous Season
All Wheat				
Harvested	Mil Ac	45.7	NC	- 6.7
Yield	Bu/Ac	46.2	---	- < 0.1
Production	Bil Bu	2.11	---	- 6.9



July 2013 Crop Production

Crop	Unit	July 2013	% Change from Previous Forecast	% Change from Previous Season
Oats				
Harvested	Mil Ac	1.20	NC	+ 14.4
Yield	Bu/Ac	62.3	---	+ 1.6
Production	Mil Bu	74.5	---	+ 16.3
Barley				
Harvested	Mil Ac	3.08	NC	- 5.2
Yield	Bu/Ac	71.4	---	+ 5.2
Production	Mil Bu	219	---	- 0.4



July 2013 Crop Production

Crop	Unit	July 2013	% Change from Previous Forecast	% Change from Previous Season
Oranges	Mil Tons	8.38	- 0.4	- 6.9
Grapefruit	Mil Tons	1.19	+ 2.1	+ 3.1
Lemons	Thou Tons	872	NC	+ 2.6
Tangerines and Mandarins	Thou Tons	687	- 2.8	+ 6.0



July 2013 Crop Production

Crop	Unit	July 2013	% Change from Previous Forecast	% Change from Previous Season
Tobacco				
Flue-Cured	Mil Lbs	493	---	+ 4.3



United States Department of Agriculture
National Agricultural Statistics Service



Upcoming Reports

July 31 Agricultural Prices

August 12 Crop Production



United States Department of Agriculture
National Agricultural Statistics Service



All Reports Available At

www.nass.usda.gov

For Questions

202-720-2127

800-727-9540

nass@nass.usda.gov