



United States Department of Agriculture
National Agricultural Statistics Service

December Crop Production
Executive Summary

Lance Honig, Chief
Crops Branch



Contents

Field Crops	Fruit & Nuts
Cotton	Citrus
Cottonseed	Pecans
Sugarcane	



Survey Overview

Florida Citrus

	Objective Measurement
Survey Type	Field Measurement
Crops Included	Oranges, Grapefruit, Tangerines
Sample Size	1,957 groves
Collection Period	November 12-26

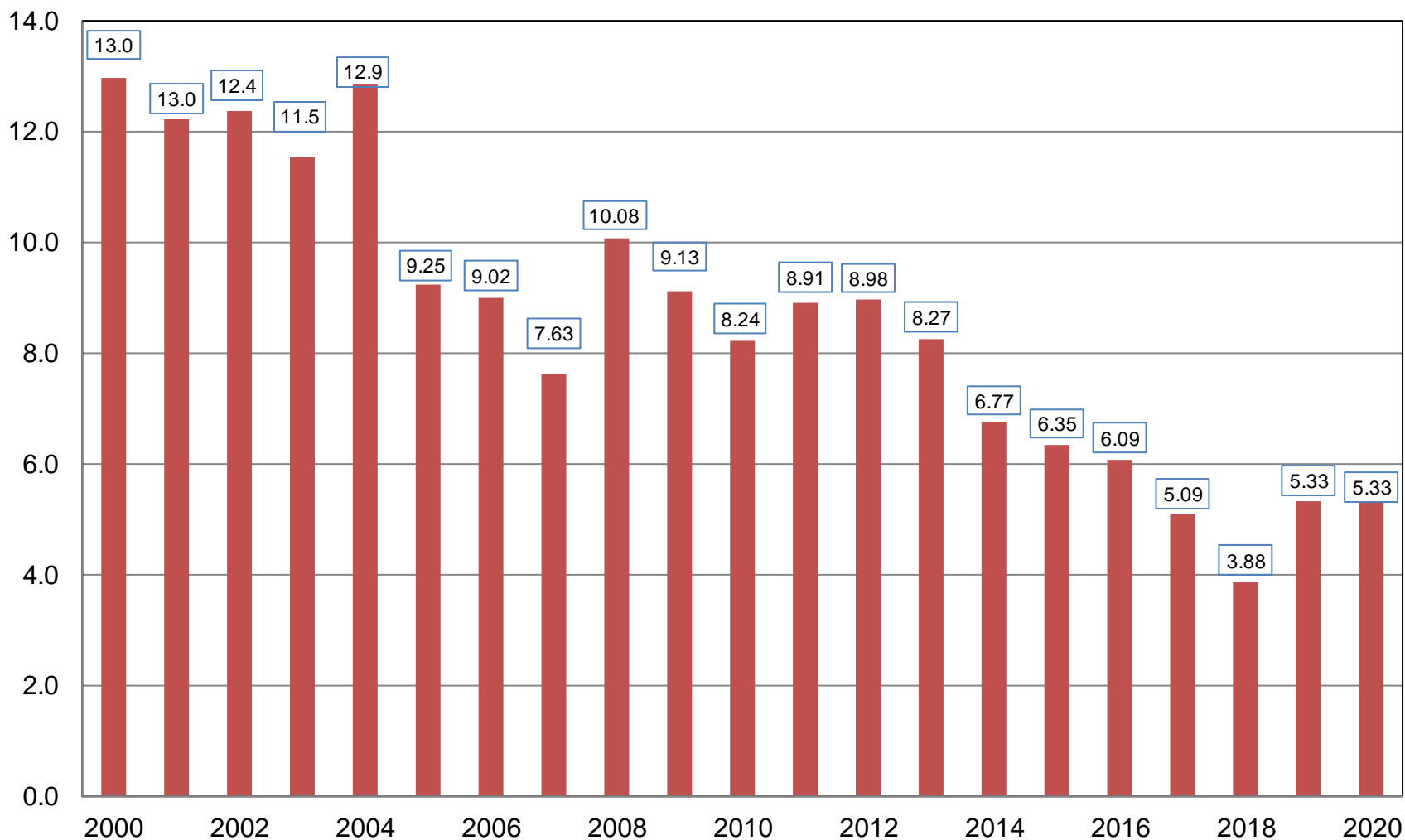


December 2019 Crop Production

Crop	Unit	December 2019	% Change From Previous Forecast	% Change From Previous Season
Production				
Oranges	Mil Tons	5.33	NC	-<0.1
Grapefruit	Thou Tons	604	+2.0	+7.1
Tangerines & Mandarins	Thou Tons	970	NC	-10.8

Orange Production United States

Million Tons





Survey Overview

	Ginnings	Objective Yield
Crops Included	Cotton	Cotton
Sample Size	532	840
Collection Period	First Week of Dec	Nov 24 – Dec 1



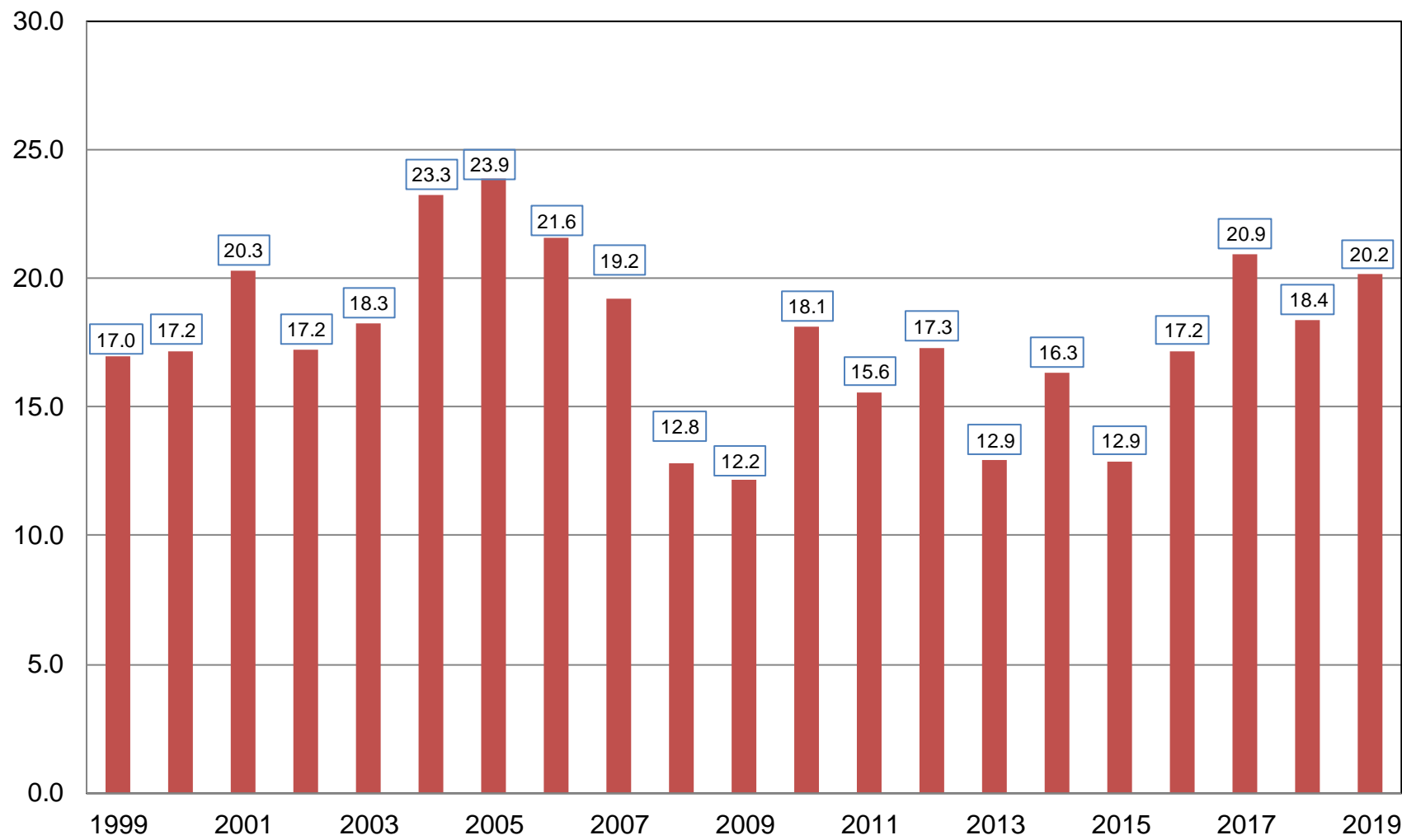
December 2019 Crop Production

Crop	Unit	December 2019	% Change From Previous Forecast	% Change From Previous Season
All Cotton				
Harvested	Mil Ac	12.5	NC	+22.6
Yield	Lb/Ac	775	-3.0	-10.3
Production	Mil Bls	20.2	-2.9	+10.0



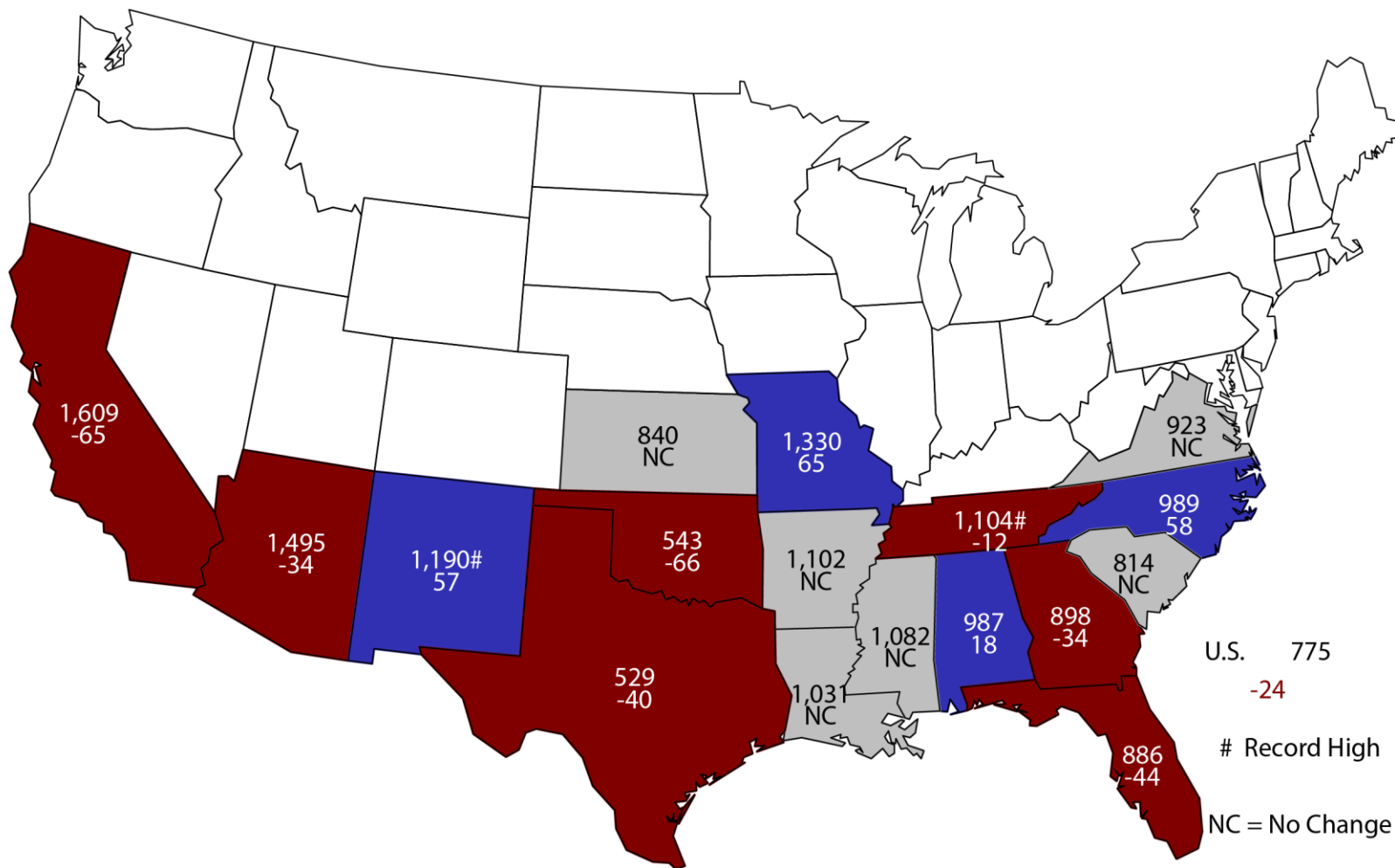
All Cotton Production United States

Million Bales



December 1, 2019 All Cotton Yield

Pounds and Change From Previous Forecast





December 2019 Crop Production

Crop	Unit	December 2019	% Change From Previous Forecast	% Change From Previous Season
Production				
Sugarcane	Mil Tons	32.7	-3.9	-5.3
Cottonseed	Mil Tons	6.27	-2.9	+11.3



December 2019 Crop Production

Crop	Unit	December 2019	% Change From Previous Forecast	% Change From Previous Season
Production				
Pecans	Mil Lbs	261	-7.1	+7.4



Upcoming Reports

Release Date	Report Title
December 12	County Estimates: Small Grains
December 19	Census of Aquaculture
December 20	Cattle on Feed
December 23	Cotton Ginnings Hogs and Pigs
December 27	Agricultural Prices
January 2	CAIR: Cotton System, Fats & Oils, and Grain Crushings
January 10	Crop Production Crop Production – Annual Grain Stocks Rice Stocks Cotton Ginnings Winter Wheat and Canola Seedings

STAT CHAT SERIES

Join @usda_nass on Twitter using #StatChat on Tuesday, December 10 at 1pm ET for our monthly chat with Crops Branch Chief Lance Honig.

We will discuss the *Crop Production* report data. If you can't make it, you can DM or tweet your questions in advance to @usda_nass.

TUE, DEC 10 @ 1PM ET

@usda_nass #STATCHAT



USDA's Agricultural Outlook Forum

96th Annual The Innovation Imperative: *Shaping the Future of Agriculture*

February 21-22, 2020 • Crystal Gateway Marriott Hotel, Arlington, Virginia

The Agricultural Outlook Forum

- USDA's largest annual gathering and the agricultural sector's premiere event
- Brings together more than 1,500 sector leaders and professionals to connect and discuss current and key emerging issues in agriculture
- More than 30 sessions covering commodity markets and outlook, international trade, agricultural policy, as well as cutting edge topics that will influence the future of agriculture





United States Department of Agriculture
National Agricultural Statistics Service

All Reports Available At
www.nass.usda.gov

For Questions
202-720-2127
800-727-9540
nass@usda.gov