



Crop Production

Executive Summary

Lance Honig, Chief
Crops Branch



Data Sources



Field Surveys	Objective Yield Cotton	Sample Size = 840	Prior to Harvest
	Objective Measurement Florida Citrus	1,887 Groves	November 12-24
Operator Reported Survey	Cotton Ginnings	531 Gins	December 1-3



Special Note



Due to a lack of funding, this report does not contain forecasted pecan production estimates as has been the case in recent years. Also, NASS will not publish the *Pecan Production* report in January 2022 that typically contains preliminary acreage, yield, production, price, and value estimates.

The costs associated with these estimates in recent seasons have been funded through a cooperative agreement, which was not renewed. As a result, NASS is suspending these estimates.

This change does not impact the forecast published in the October *Crop Production* report or the annual estimates that are included in the *Noncitrus Fruits and Nuts Annual Summary*, which will be released on May 4, 2022.

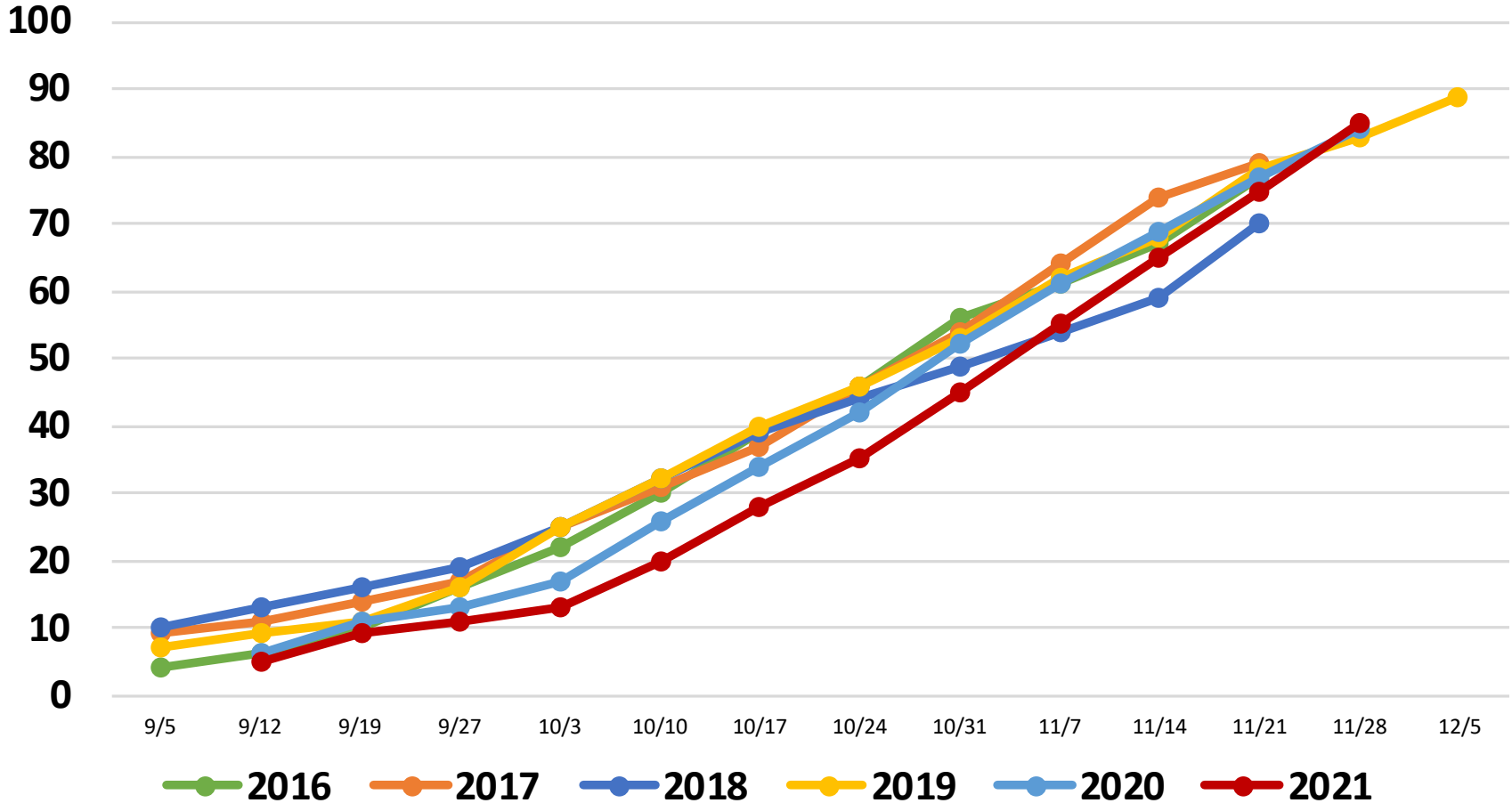


United States Cotton Progress

Percent Harvested



Percent





December 2021 Cotton Acreage, Yield, and Production



	Planted (1,000 Acres)	Harvested (1,000 Acres)	Yield (Pounds/Acre)	Production (1,000 Bales)
United States	11,191	9,922	885	18,284
% Change from Previous Estimate	NC	NC	↑ 0.6	↑ 0.5
% Change from Previous Season	↓ 7.5	↑ 19.9	↑ 4.5	↑ 25.2

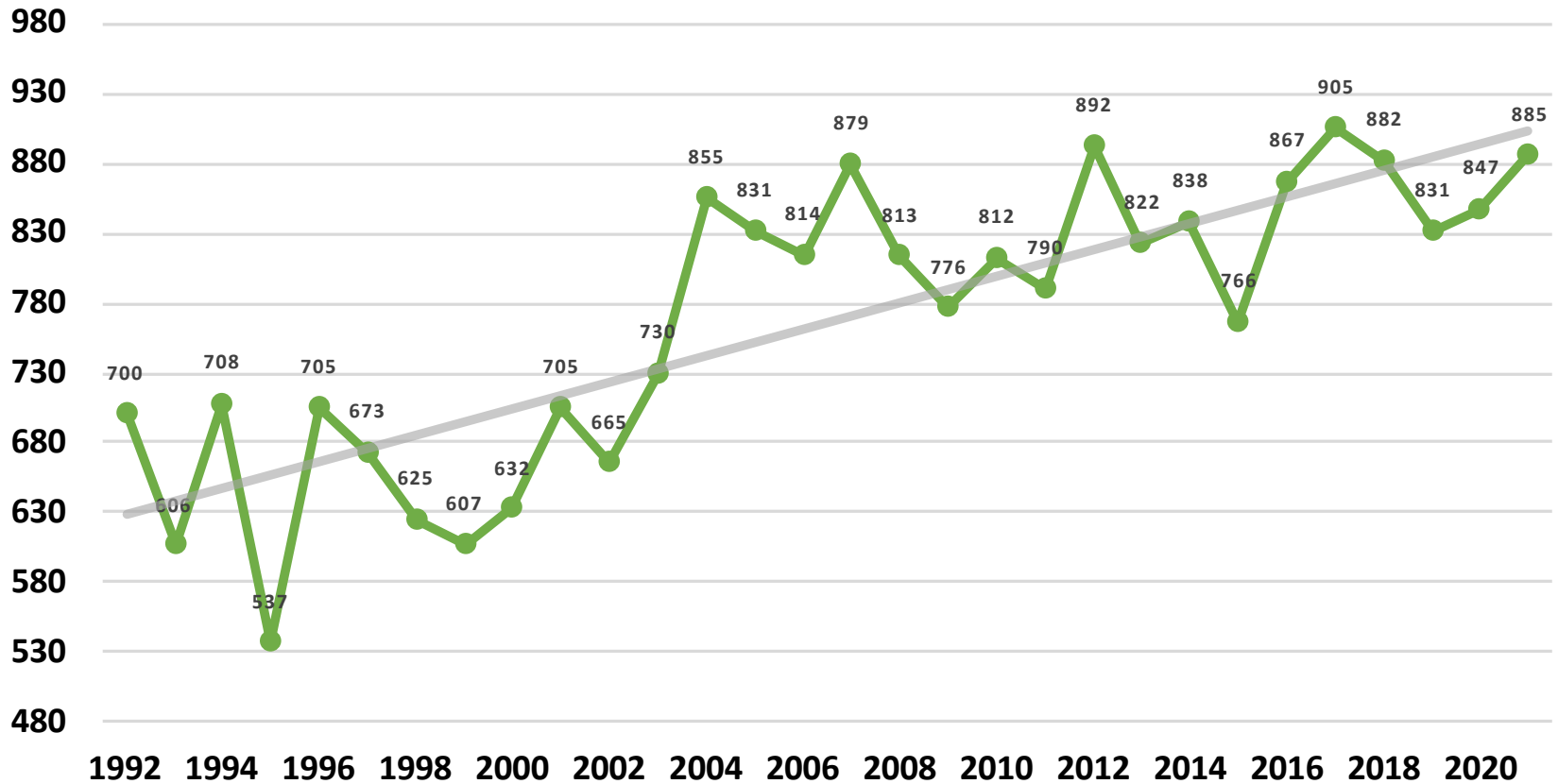
Top 5 States - By Production

	Planted		Harvested		Yield		Production	
	(1,000 Acres)	% Δ PY	(1,000 Acres)	% Δ PY	(Pounds/Acre)	% Δ PY	(1,000 Bales)	% Δ PY
Texas	6,367	↓ 6.9	5,266	↑ 63.0	732.0	↑ 6.9	8,033	↑ 74.1
Georgia	1,170	↓ 1.7	1,160	↓ 1.7	952.0	↑ 7.3	2,300	↑ 5.5
Arkansas	475	↓ 9.5	470	↓ 9.6	1,287.0	↑ 9.2	1,260	↓ 1.3
Mississippi	445	↓ 16.0	430	↓ 18.1	1,116.0	↑ 3.4	1,000	↓ 15.3
Missouri	315	↑ 6.8	310	↑ 8.0	1,316.0	↑ 15.0	850	↑ 24.3

December 2021 Cotton Yield

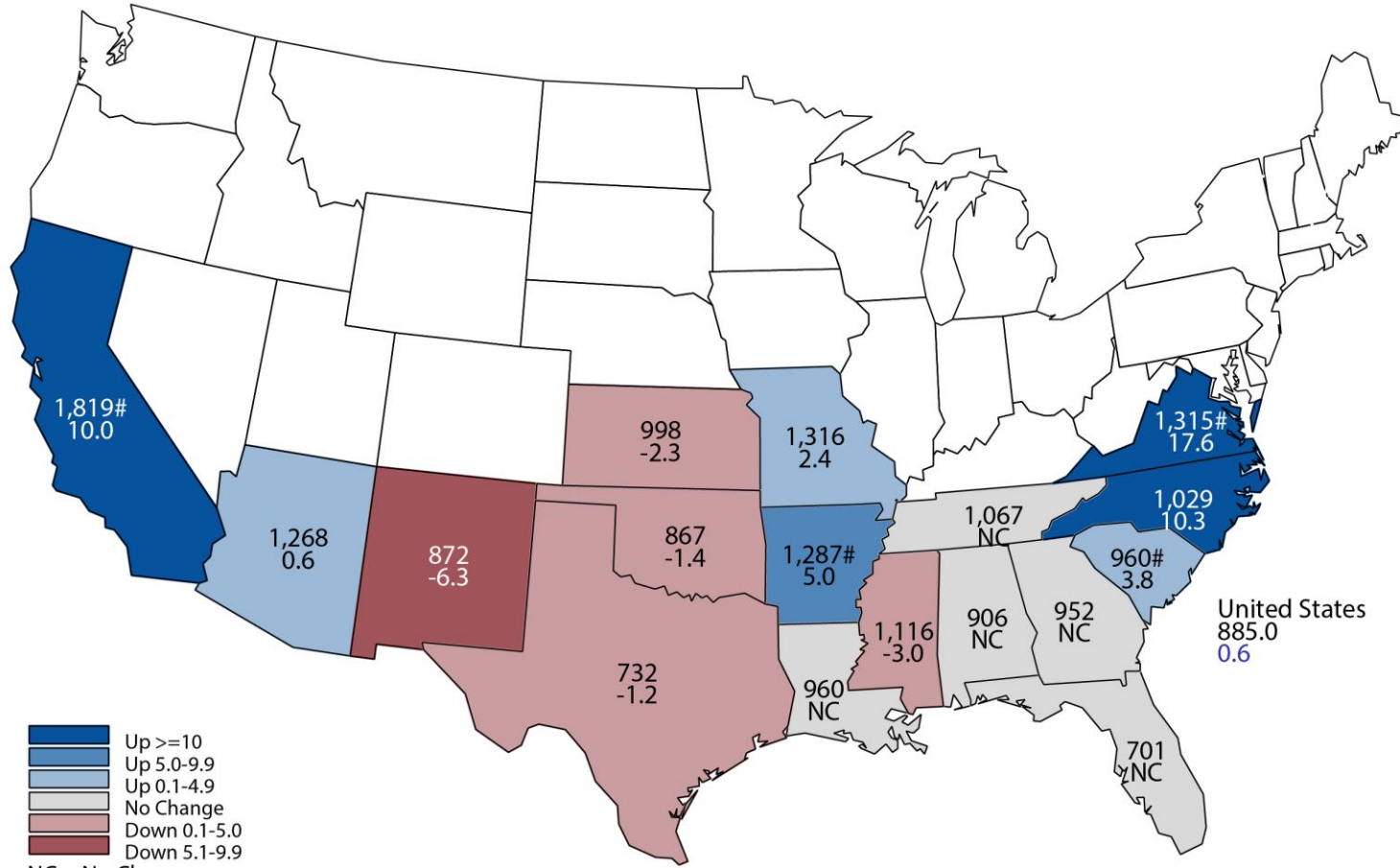
United States

Pounds per Acre



December 2021 Cotton Yield

Pounds and Percent Change from Previous Month



■ Up >=10
■ Up 5.0-9.9
■ Up 0.1-4.9
■ No Change
■ Down 0.1-5.0
■ Down 5.1-9.9

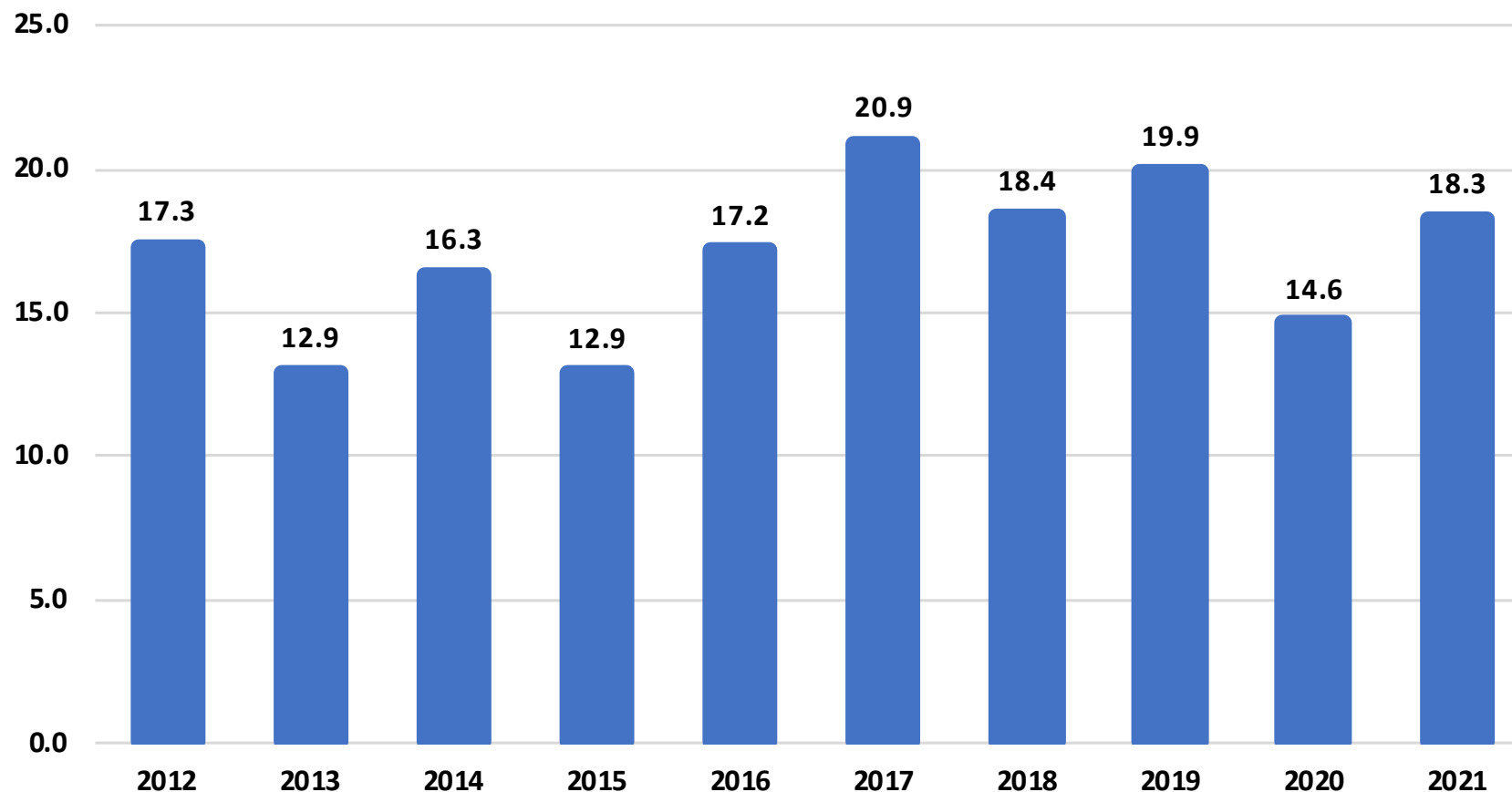
NC = No Change
 # = Record High
 & = Record Low



December 2021 Cotton Production United States



Million Bales

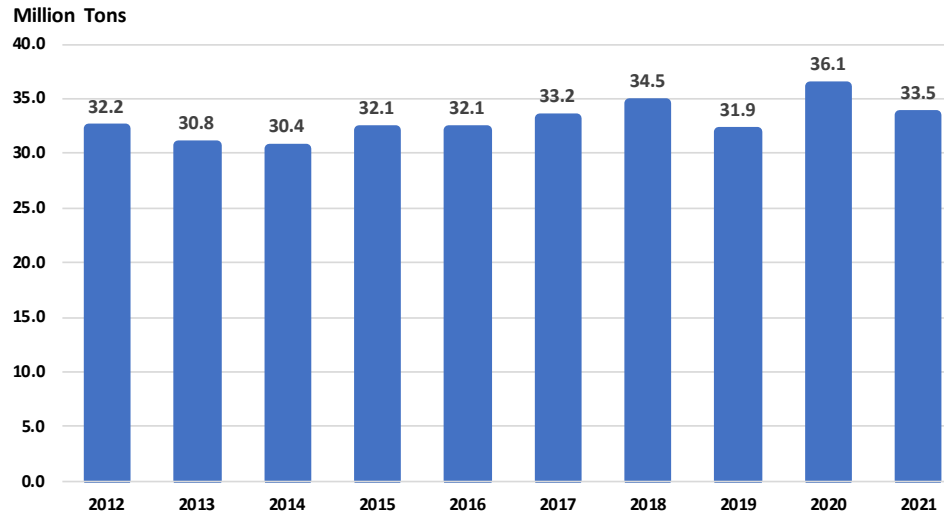




December 2021 Field Crops Acreage, Yield, and Production

	Planted <small>(1,000 Acres)</small>	Harvested <small>(1,000 Acres)</small>	Yield <small>(Units per Acre)</small>	Unit	Production <small>(1,000 Units)</small>	Unit
Sugarcane	N/A	931	35.9	Ton	33,458	Ton
% Change from Previous Estimate	N/A	↓ 0.1	↓ 1.9		↓ 1.9	
% Change from Previous Season	N/A	↓ 1.7	↓ 5.8		↓ 7.3	

**Sugarcane Production
United States**

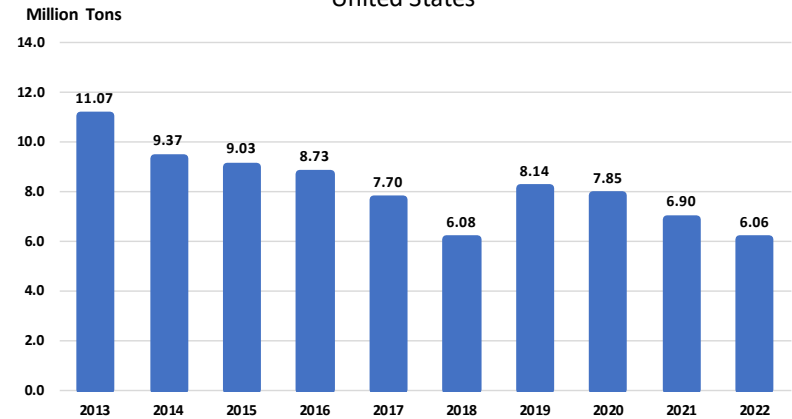


December 2021 Citrus Utilized Production

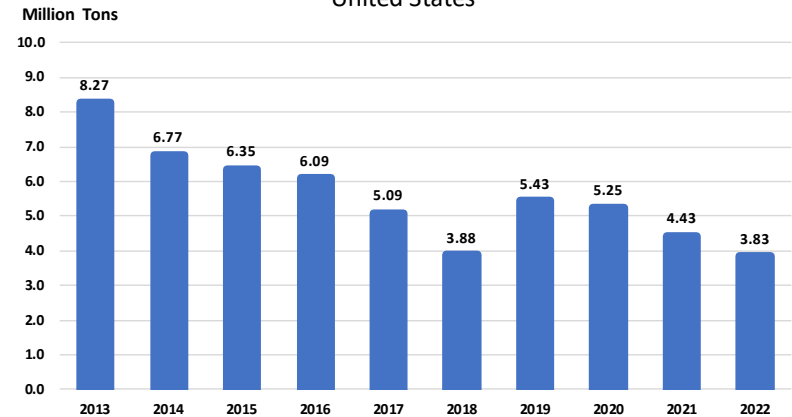
Production
(1,000 Tons)

All Oranges	3,833
% Change from Previous Estimate	↓ 1.2
% Change from Previous Season	↓ 13.4
Non-Valencia Oranges	2,229
% Change from Previous Estimate	↓ 2.0
% Change from Previous Season	↓ 17.1
Valencia Oranges	1,604
% Change from Previous Estimate	NC
% Change from Previous Season	↓ 7.7
Grapefruit	454
% Change from Previous Estimate	↑ 2.7
% Change from Previous Season	↑ 6.6
Lemons	892
% Change from Previous Estimate	NC
% Change from Previous Season	↑ 0.9
Tangerines	883
% Change from Previous Estimate	NC
% Change from Previous Season	↓ 24.3

All Citrus Production
United States



All Orange Production
United States





Selected Upcoming Reports



December 9	Small Grain County Estimates
December 22	Cotton Ginnings
December 23	Cattle on Feed Hogs and Pigs
December 30	Agricultural Prices
January 3	Cotton System Fats & Oils Grain Crushings
January 12	Cotton Ginnings Crop Production Crop Production Annual Summary Grain Stocks Rice Stocks Winter Wheat and Canola Seedings

<https://www.nass.usda.gov/Publications/index.php>



USDA AGRICULTURAL OUTLOOK FORUM



U.S. DEPARTMENT OF AGRICULTURE

Registration is Now Open

Virtual
Event

USDA's
98th
Annual

Agricultural Outlook Forum



February 24-25, 2022

[Register Today](#)

<https://www.usda.gov/oce/ag-outlook-forum>

STAT CHAT SERIES

Ask NASS's Lance Honig about the *Crop Production* report in our live Twitter **#StatChat**.

THU, DEC 9 @ 1PM_{ET}

@usda_nass

#STATCHAT





All Reports Available At

www.nass.usda.gov

For Questions

(202) 720-2127

(800) 727-9540

nass@usda.gov