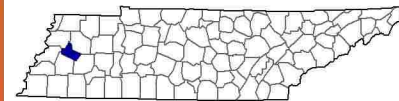



## Crockett County, Tennessee Farms with American Indian or Alaska Native Producers<sup>a</sup>

**Data not available at this geographic level for farms with American Indian or Alaska Native Producers.**

<sup>a</sup> This race alone or in combination with other races.



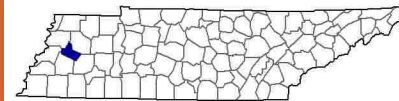


## Crockett County, Tennessee Farms with Asian Producers<sup>a</sup>

Data not available at this geographic level for farms with Asian Producers.

<sup>a</sup> This race alone or in combination with other races.



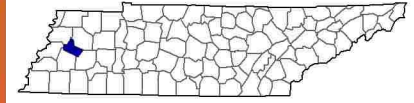


## Crockett County, Tennessee Farms with Black or African American Producers<sup>a</sup>

Data not available at this geographic level for farms with Black or African American Producers.

<sup>a</sup> This race alone or in combination with other races.





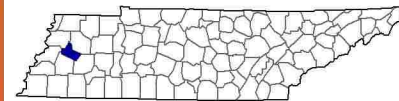

## **Crockett County, Tennessee Farms with Native Hawaiian or Other Pacific Islander Producers<sup>a</sup>**

**Data not available at this geographic level for farms with Native Hawaiian or Other Pacific Islander Producers.**

<sup>a</sup> This race alone or in combination with other races.





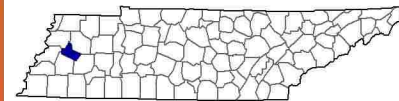


## Crockett County, Tennessee Farms with White Producers<sup>a</sup>

Data not available at this geographic level for farms with White Producers.

<sup>a</sup> This race alone or in combination with other races.






## **Crockett County, Tennessee Farms with Hispanic, Latino, or Spanish Producers**

Data not available at this geographic level for farms with Hispanic, Latino, or Spanish Producers.





## Crockett County, Tennessee

### Farms with Female Producers

#### Total and Per Farm Overview, 2017

	Farms with Female Producers	All Farms
Number of farms	125	322
Land in farms (acres)	68,334	149,243
Average size of farm (acres)	547	463
<b>Total</b>	<b>(\$)</b>	<b>(\$)</b>
Market value of products sold	40,052,000	81,591,000
Government payments	1,181,000	2,486,000
Farm-related income	1,465,000	2,729,000
Total farm production expenses	32,367,000	65,778,000
Net cash farm income	10,331,000	21,029,000
<b>Per farm average</b>	<b>(\$)</b>	<b>(\$)</b>
Market value of products sold	320,414	253,389
Government payments (average per farm receiving)	16,634	12,619
Farm-related income	25,702	17,273
Total farm production expenses	258,933	204,279
Net cash farm income	82,649	65,306

#### Share of Sales by Type (%)

Crops	97
Livestock, poultry, and products	3

#### Land in Farms by Use (%) <sup>b</sup>

Cropland	94
Pastureland	3
Woodland	1
Other	2

#### Land Use Practices (% of farms)

No till	26
Reduced till	6
Intensive till	1
Cover crop	8

#### Farms by Value of Sales

	Number	Percent <sup>b</sup>
Less than \$2,500	70	56
\$2,500 to \$4,999	3	2
\$5,000 to \$9,999	4	3
\$10,000 to \$24,999	6	5
\$25,000 to \$49,999	11	9
\$50,000 to \$99,999	5	4
\$100,000 or more	26	21
<b>Total</b>	<b>125</b>	<b>100</b>

#### Farms by Size

	Number	Percent <sup>b</sup>
1 to 9 acres	3	2
10 to 49 acres	52	42
50 to 179 acres	31	25
180 to 499 acres	14	11
500 to 999 acres	4	3
1,000 + acres	21	17
<b>Total</b>	<b>125</b>	<b>100</b>



## 2017 CENSUS OF AGRICULTURE Race/Ethnicity/Gender Profile

Market Value of Agricultural Products Sold			Total Producers <sup>c</sup>	145
	Sales (\$1,000)	No. of Farms		
Total	40,052	125	Age	
			<35	10
			35 – 64	72
			65 and older	63
Crops	38,834	60	Race	
Grains, oilseeds, dry beans, dry peas	22,185	30	American Indian/Alaska Native	-
Tobacco	-	-	Asian	1
Cotton and cottonseed	(D)	17	Black/African American	3
Vegetables, melons, potatoes, sweet potatoes	15	5	Native Hawaiian/Pacific Islander	-
Fruits, tree nuts, berries	(Z)	4	White	141
Nursery, greenhouse, floriculture, sod	(D)	1	More than one race	-
Cultivated Christmas trees, short rotation woody crops	-	-	Primary occupation	
Other crops and hay	172	24	Farming	40
			Other	105
Livestock, poultry, and products	1,217	35	Days worked off farm	
Poultry and eggs	9	10	None	41
Cattle and calves	(D)	23	1 to 199	33
Milk from cows	-	-	200 +	71
Hogs and pigs	-	-	Other characteristics	
Sheep, goats, wool, mohair, milk	(D)	1	Hispanic/Latino/Spanish	-
Horses, ponies, mules, burros, donkeys	(D)	2	With military service	-
Aquaculture	-	-	New and beginning farmers	43
Other animals and animal products	-	-		
			Average age (years)	60.7
Top Crops in Acres <sup>d</sup>			Demographic Data in the Census of Agriculture	
Soybeans for beans	26,249	Have internet access	59	The agriculture census is a complete count of U.S. farms and ranches and the people who operate them. Demographic information is available at national, state, and county levels, and for classes of farm and congressional districts. Results from the 2017 Census and earlier are available through the searchable database Quick Stats, the new Census Data Query Tool, downloadable PDF reports, maps, and topic-specific Highlights and Profiles.  See also the video “What’s New in the 2017 Census?”( <a href="http://www.nass.usda.gov/Newsroom/VideoFeatures/index.php">www.nass.usda.gov/Newsroom/VideoFeatures/index.php</a> ).
Cotton, all	22,902	Farm organically	-	
Corn for grain	8,029	Sell directly to consumers	2	
Wheat for grain, all	7,925	Hire farm labor	37	
Forage (hay/haylage), all	3,168	Are family farms	98	
Livestock Inventory (Dec 31, 2017)				
Broilers and other meat-type chickens	-			
Cattle and calves	3,639			
Goats	(D)			
Hogs and pigs	-			
Horses and ponies	139			
Layers	346			
Pullets	(D)			
Sheep and lambs	-			
Turkeys	-			

See 2017 Census of Agriculture, U.S. Summary and State Data, for complete footnotes, explanations, definitions, commodity descriptions, and methodology.

<sup>a</sup> This race alone or in combination with other races. <sup>b</sup> May not add to 100% due to rounding. <sup>c</sup> Data collected for a maximum of four producers per farm.

<sup>d</sup> Crop commodity names may be shortened; see full names at [www.nass.usda.gov/go/cropnames.pdf](http://www.nass.usda.gov/go/cropnames.pdf). <sup>e</sup> Position below the line does not indicate rank.

(D) Withheld to avoid disclosing data for individual operations. (NA) Not available. (Z) Less than half of the unit shown. (-) Represents zero.