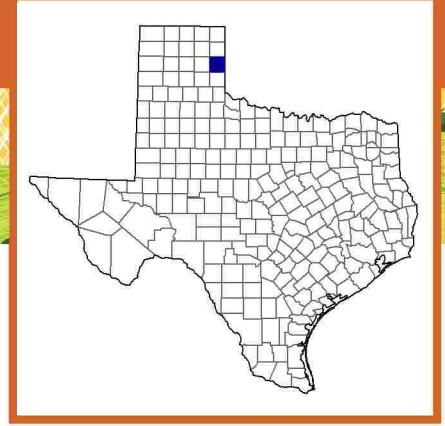


## Wheeler County, Texas Farms with American Indian or Alaska Native Producers<sup>a</sup>

**Data not available at this geographic level for farms with American Indian or Alaska Native Producers.**

<sup>a</sup> This race alone or in combination with other races.



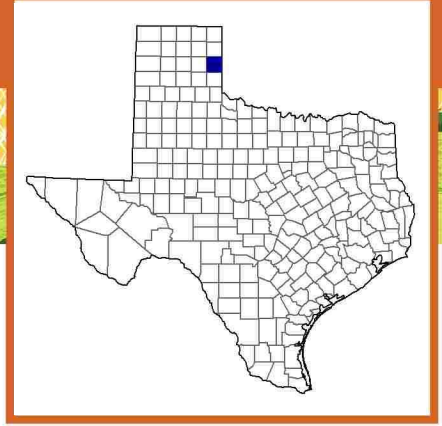


## Wheeler County, Texas Farms with Asian Producers<sup>a</sup>

Data not available at this geographic level for farms with Asian Producers.

<sup>a</sup> This race alone or in combination with other races.



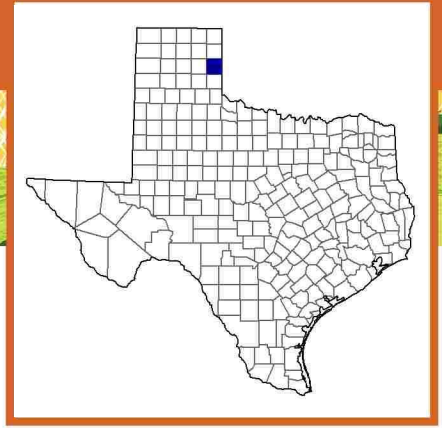


## Wheeler County, Texas Farms with Black or African American Producers<sup>a</sup>

Data not available at this geographic level for farms with Black or African American Producers.

<sup>a</sup> This race alone or in combination with other races.





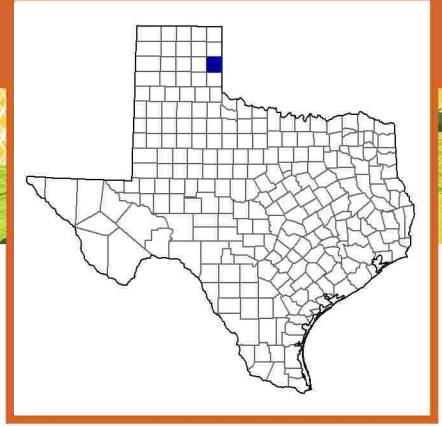
## Wheeler County, Texas Farms with Native Hawaiian or Other Pacific Islander Producers<sup>a</sup>

Data not available at this geographic level for farms with Native Hawaiian or Other Pacific Islander Producers.

<sup>a</sup> This race alone or in combination with other races.





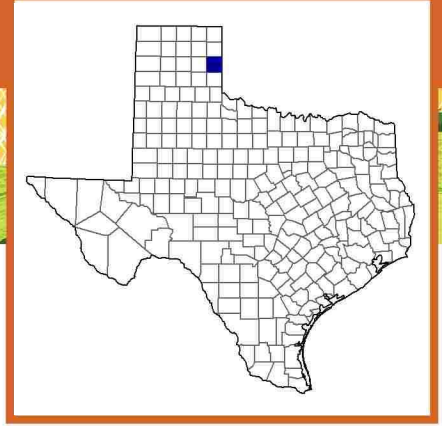


## Wheeler County, Texas Farms with White Producers<sup>a</sup>

Data not available at this geographic level for farms with White Producers.

<sup>a</sup> This race alone or in combination with other races.

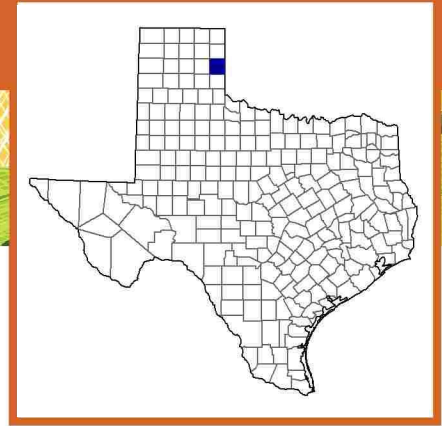




## **Wheeler County, Texas Farms with Hispanic, Latino, or Spanish Producers**

Data not available at this geographic level for farms with Hispanic, Latino, or Spanish Producers.





## Wheeler County, Texas Farms with Female Producers

### Total and Per Farm Overview, 2017

	Farms with Female Producers	All Farms
Number of farms	281	510
Land in farms (acres)	211,298	529,151
Average size of farm (acres)	752	1,038
<b>Total</b>	(\$)	(\$)
Market value of products sold	8,060,000	70,596,000
Government payments	2,245,000	3,608,000
Farm-related income	1,062,000	2,512,000
Total farm production expenses	9,462,000	64,275,000
Net cash farm income	1,906,000	12,441,000
<b>Per farm average</b>	(\$)	(\$)
Market value of products sold	28,684	138,423
Government payments (average per farm receiving)	17,140	15,225
Farm-related income	12,642	15,318
Total farm production expenses	33,671	126,030
Net cash farm income	6,783	24,394

### Share of Sales by Type (%)

Crops	14
Livestock, poultry, and products	86

### Land in Farms by Use (%) <sup>b</sup>

Cropland	29
Pastureland	65
Woodland	(Z)
Other	6

### Land Use Practices (% of farms)

No till	1
Reduced till	3
Intensive till	7
Cover crop	2

### Farms by Value of Sales

	Number	Percent <sup>b</sup>
Less than \$2,500	137	49
\$2,500 to \$4,999	9	3
\$5,000 to \$9,999	30	11
\$10,000 to \$24,999	45	16
\$25,000 to \$49,999	28	10
\$50,000 to \$99,999	12	4
\$100,000 or more	20	7
<b>Total</b>	281	100

### Farms by Size

	Number	Percent <sup>b</sup>
1 to 9 acres	18	6
10 to 49 acres	18	6
50 to 179 acres	78	28
180 to 499 acres	74	26
500 to 999 acres	45	16
1,000 + acres	48	17
<b>Total</b>	281	100

# 2017 CENSUS OF AGRICULTURE Race/Ethnicity/Gender Profile

## Market Value of Agricultural Products Sold

	Sales (\$1,000)	No. of Farms
<b>Total</b>	<b>8,060</b>	<b>281</b>
<b>Crops</b>	<b>1,093</b>	<b>38</b>
Grains, oilseeds, dry beans, dry peas	131	8
Tobacco	-	-
Cotton and cottonseed	(D)	3
Vegetables, melons, potatoes, sweet potatoes	(D)	1
Fruits, tree nuts, berries	(D)	3
Nursery, greenhouse, floriculture, sod	-	-
Cultivated Christmas trees, short rotation woody crops	-	-
Other crops and hay	213	31
<b>Livestock, poultry, and products</b>	<b>6,968</b>	<b>168</b>
Poultry and eggs	(D)	11
Cattle and calves	6,886	146
Milk from cows	-	-
Hogs and pigs	12	14
Sheep, goats, wool, mohair, milk	7	6
Horses, ponies, mules, burros, donkeys	38	15
Aquaculture	(D)	1
Other animals and animal products	-	-

## Total Producers <sup>c</sup>

305

<b>Age</b>	
<35	18
35 – 64	114
65 and older	173
<b>Race</b>	
American Indian/Alaska Native	2
Asian	6
Black/African American	-
Native Hawaiian/Pacific Islander	-
White	293
More than one race	4
<b>Primary occupation</b>	
Farming	78
Other	227
<b>Days worked off farm</b>	
None	118
1 to 199	87
200 +	100
<b>Other characteristics</b>	
Hispanic/Latino/Spanish	5
With military service	2
New and beginning farmers	73
<i>Average age (years)</i>	62.6

## Top Crops in Acres <sup>d</sup>

Forage (hay/haylage), all	5,348
Cotton, all	(D)
Sorghum for silage/greenchop	590
Wheat for grain, all	(D)
Sorghum for grain	(D)

## Percent of farms that:

Have internet access	<b>75</b>
Farm organically	<b>-</b>
Sell directly to consumers	<b>1</b>
Hire farm labor	<b>16</b>
Are family farms	<b>95</b>

## Livestock Inventory (Dec 31, 2017)

Broilers and other meat-type chickens	-
Cattle and calves	12,610
Goats	96
Hogs and pigs	70
Horses and ponies	297
Layers	308
Pullets	44
Sheep and lambs	57
Turkeys	(D)

## Demographic Data in the Census of Agriculture

The agriculture census is a complete count of U.S. farms and ranches and the people who operate them. Demographic information is available at national, state, and county levels, and for classes of farm and congressional districts. Results from the 2017 Census and earlier are available through the searchable database Quick Stats, the new Census Data Query Tool, downloadable PDF reports, maps, and topic-specific Highlights and Profiles.

See also the video "What's New in the 2017 Census?" ([www.nass.usda.gov/Newsroom/Video/Features/index.php](http://www.nass.usda.gov/Newsroom/Video/Features/index.php)).

See 2017 Census of Agriculture, U.S. Summary and State Data, for complete footnotes, explanations, definitions, commodity descriptions, and methodology.

<sup>a</sup> This race alone or in combination with other races. <sup>b</sup> May not add to 100% due to rounding. <sup>c</sup> Data collected for a maximum of four producers per farm.

<sup>d</sup> Crop commodity names may be shortened; see full names at [www.nass.usda.gov/go/cropnames.pdf](http://www.nass.usda.gov/go/cropnames.pdf). <sup>e</sup> Position below the line does not indicate rank.

(D) Withheld to avoid disclosing data for individual operations. (NA) Not available. (Z) Less than half of the unit shown. (-) Represents zero.