

United States Department of Agriculture  
**National Agricultural Statistics Service**

---

---




# **DECEMBER CROP PRODUCTION**

## Executive Summary

DECEMBER 9, 2011


8:30 AM



# Contents




Field Crops	Fruits/Nuts	Specialty Crops
Cotton	Citrus	Dry Beans
Fall Potatoes		Coffee
Sugarcane		



# December 2011 Crop Production

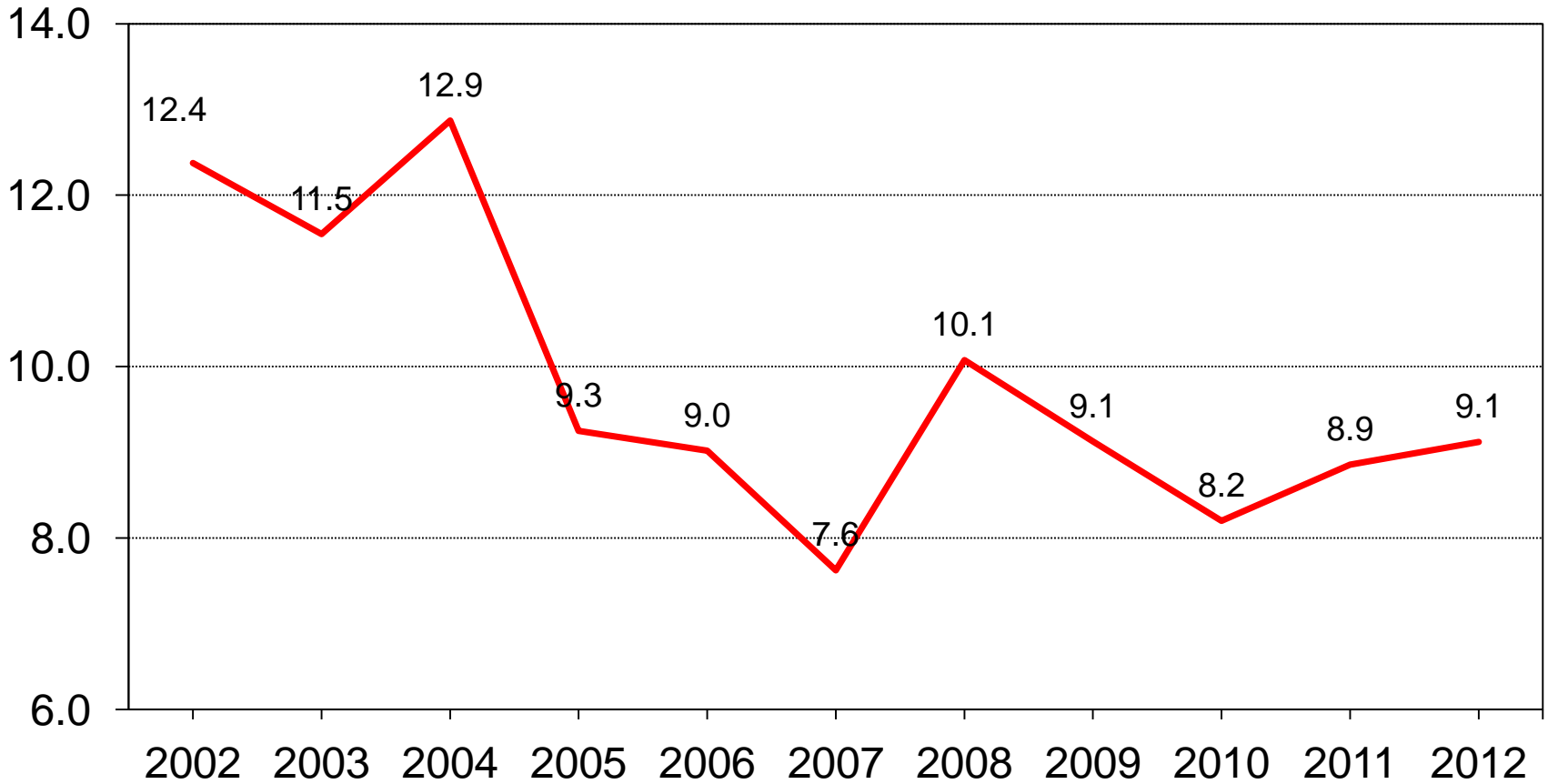
Crop	Unit	December 2011	% Change from Previous Forecast	% Change from Previous Season
Oranges	Mil Tons	9.12	+ 1.5	+ 3.0
Grapefruit	Mil Tons	1.17	- 2.4	- 7.2
Tangelos	Thou Tons	50.0	NC	- 3.8
Tangerines and Mandarins	Thou Tons	634	- 1.4	+ 0.8




# U.S. Orange Production




Million tons





# December 2011 Crop Production

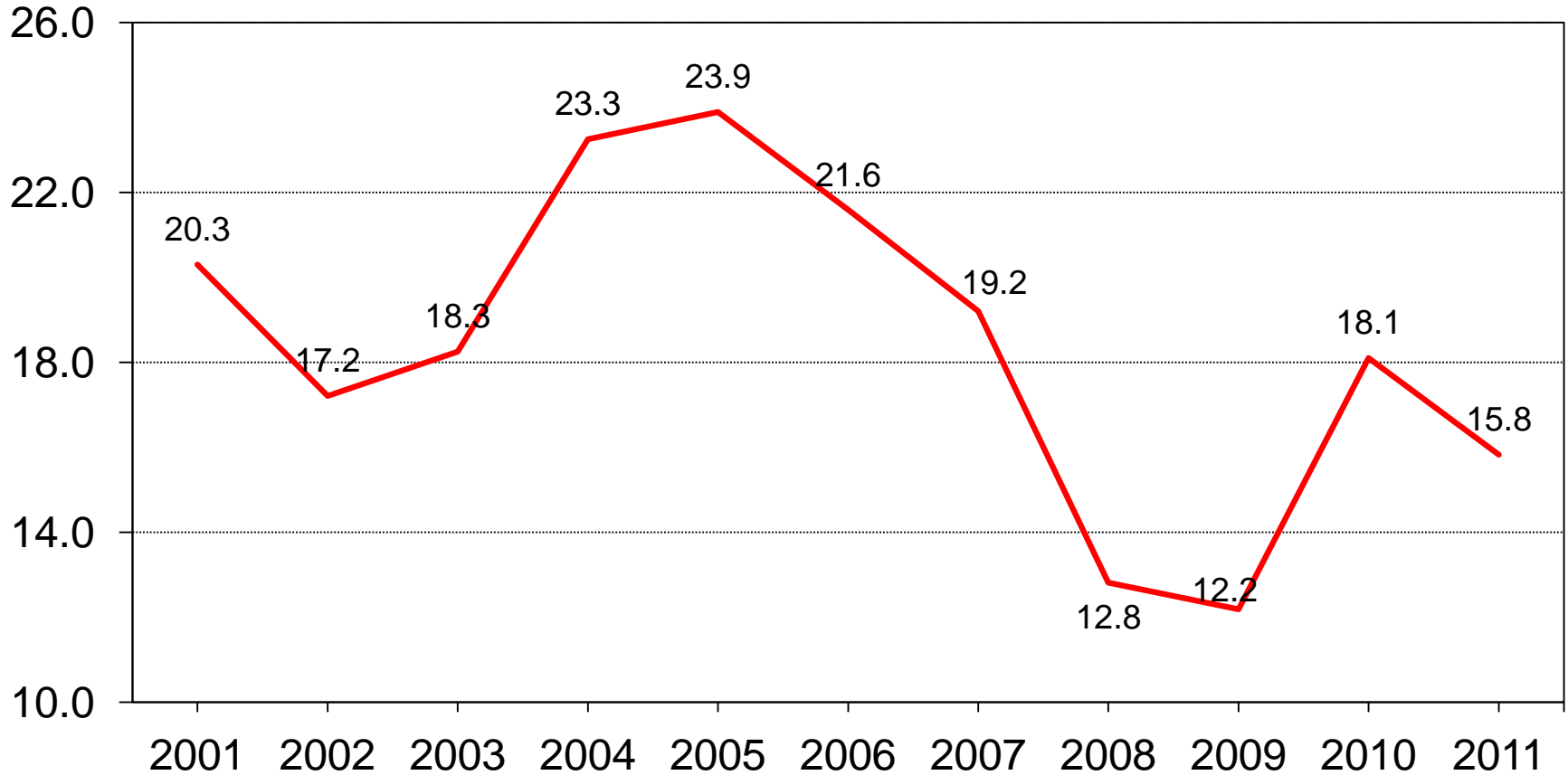
<b>Crop</b>	<b>Unit</b>	<b>December 2011</b>	<b>% Change from Previous Forecast</b>	<b>% Change from Previous Season</b>
<b>All Cotton</b>				
<b>Harvested</b>	<b>Mil Ac</b>	<b>9.85</b>	<b>NC</b>	<b>- 7.9</b>
<b>Yield</b>	<b>Lbs/Ac</b>	<b>771</b>	<b>- 2.9</b>	<b>- 5.0</b>
<b>Production</b>	<b>Mil Bales</b>	<b>15.8</b>	<b>- 2.9</b>	<b>- 12.6</b>



# U.S. All Cotton Production



Million bales

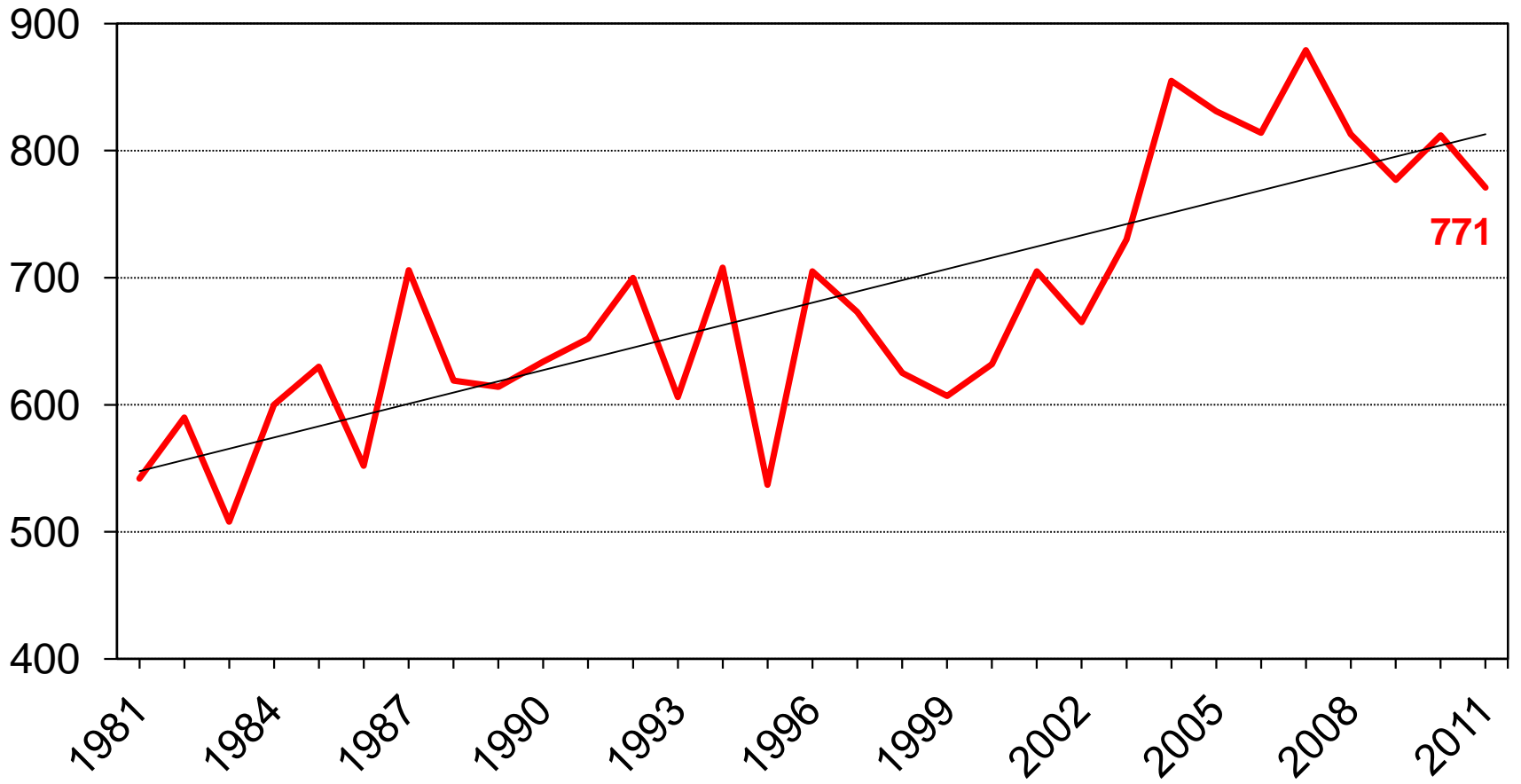




# U.S. All Cotton Yield



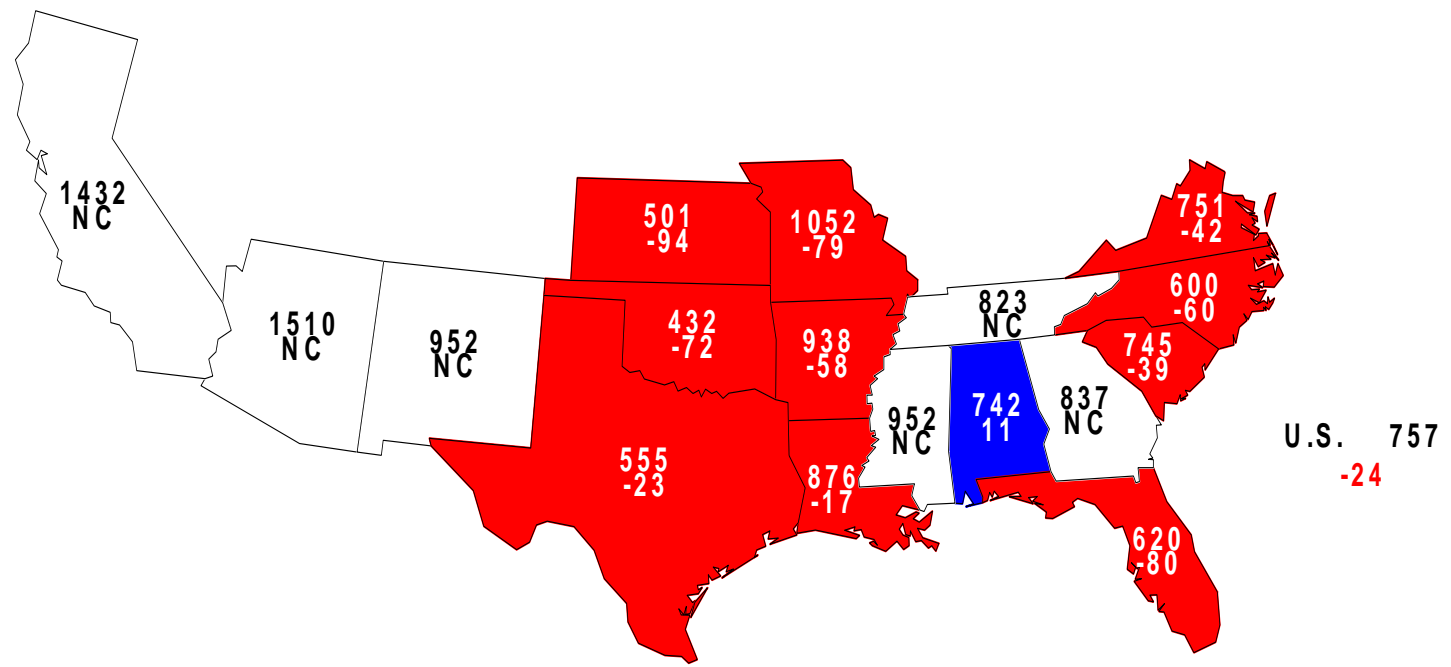
Pounds/Acre






# Upland Cotton Yield, December 1, 2011

## Pounds and Change From Previous Month








# December 2011 Crop Production

Crop	Unit	December 2011	% Change from Previous Forecast	% Change from Previous Season
Dry Beans	Mil Cwt	19.7	+ 0.7	- 38.0
Fall Potatoes	Mil Cwt	387	+ 0.6	+ 5.7
Coffee (HI)	Mil Lbs	8.30	---	- 5.7
Sugarcane	Mil Tons	28.6	- 0.2	+ 4.4



United States Department of Agriculture  
**National Agricultural Statistics Service**



---

---

Upcoming Reports

Dec 15	Potato Stocks
Dec 23	Quarterly Hogs and Pigs
Dec 30	Agricultural Prices
Jan 12	Crop Production Crop Production – Annual Grain Stocks Rice Stocks Cotton Ginnings Winter Wheat Seedings