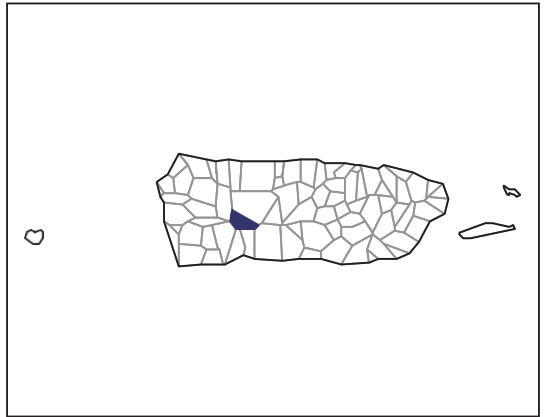


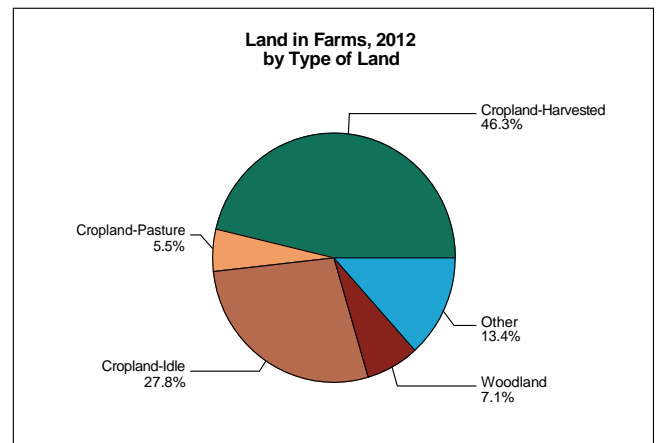
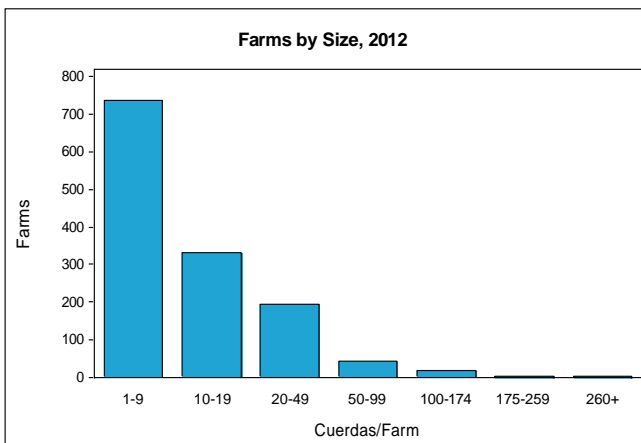
# 2012 CENSUS OF AGRICULTURE

## MUNICIPIO PROFILE



### Adjuntas Municipio Puerto Rico

	2012	2007	% change
<b>Number of Farms</b>	1,328	1,008	+ 32
<b>Land in Farms</b>	19,947 cuerdas	21,192 cuerdas	- 6
<b>Average Size of Farm</b>	15 cuerdas	21 cuerdas	- 29
<b>Market Value of Products Sold</b>	\$12,483,336	\$11,229,817	+ 11
Crop Sales \$11,441,513 (92 percent)			
Livestock Sales \$1,041,823 (8 percent)			
Average Per Farm	\$9,400	\$11,141	- 16
<b>Government Payments</b>	\$978,294	\$686,827	+ 42





## Adjuntas Municipio – Puerto Rico

### Ranked items among the 76 municipios, 2012

Item	Quantity	Island Rank	Universe <sup>1</sup>
<b>MARKET VALUE OF AGRICULTURAL PRODUCTS SOLD (\$)</b>			
Total value of agricultural products sold	12,483,336	11	76
Value of Value of crops sold	11,441,513	5	75
Value of livestock, poultry, and their products	1,041,823	42	75
<b>VALUE OF SALES BY COMMODITY GROUP (\$)</b>			
Nursery and greenhouse crops	121,122	42	64
Plantains	1,979,236	10	71
Coffee	7,311,842	1	55
Vegetables or melons	41,592	50	69
Fruit	1,175,114	5	68
Bananas	749,313	5	60
Root crops or tubers	49,219	33	63
Grains	13,367	32	60
Grasses	(D)	54	58
Poultry and eggs	370,455	16	63
Cattle and calves	(D)	67	75
Milk and other dairy products from cows sold	(D)	30	45
Hogs and pigs	(D)	49	61
Aquaculture	(D)	17	19
Other livestock and other livestock products	83,440	11	63
<b>TOP LIVESTOCK INVENTORY ITEMS (number)</b>			
Poultry	(D)	10	74
Hives of Bees	780	1	21
Cattle and Calves	548	65	75
Hogs and Pigs	245	36	62
Horses	229	16	76
<b>TOP CROP ITEMS (cuerdas)</b>			
Coffee	6,714	1	56
Oranges	1,701	2	70
Plantains	920	5	71
Bananas	873	3	61
Vegetables	24	32	69

### Other Municipio Highlights, 2012

Economic Characteristics	Quantity
Farms by value of sales:	
Less than \$1,000	272
\$1,000 to \$2,499	275
\$2,500 to \$4,999	260
\$5,000 to \$7,499	146
\$7,500 to \$9,999	99
\$10,000 to \$19,999	137
\$20,000 to \$39,999	76
\$40,000 to \$59,999	22
\$60,000 or more	41
Farm production expenses (\$):	
Wages and salaries	3,220,553
Contract labor	122,491

Operator Characteristics	Quantity
Principal operators by primary occupation:	
Agricultural	714
Nonagricultural	614
Principal operators by sex:	
Male	1,196
Female	20
All operators by highest level of school attended:	
None	30
Elementary	332
Secondary	352
High school diploma	262
Some college	184
Bachelor's degree	136
Master's or PhD	32

See "Census of Agriculture, Volume 1, Geographic Area Series" for complete footnotes, explanations, definitions, and methodology.

(D) Withheld to avoid disclosing data for individual operations.

<sup>1</sup> Universe is number of municipios in Puerto Rico with item..