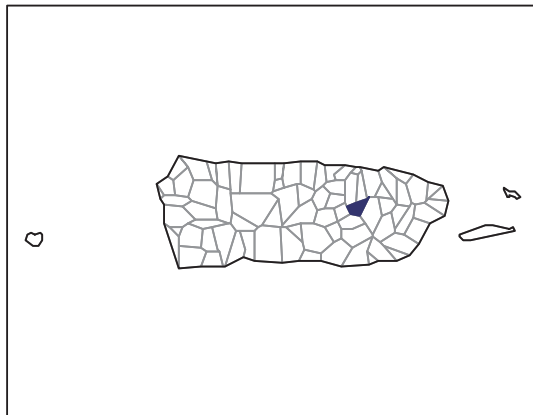


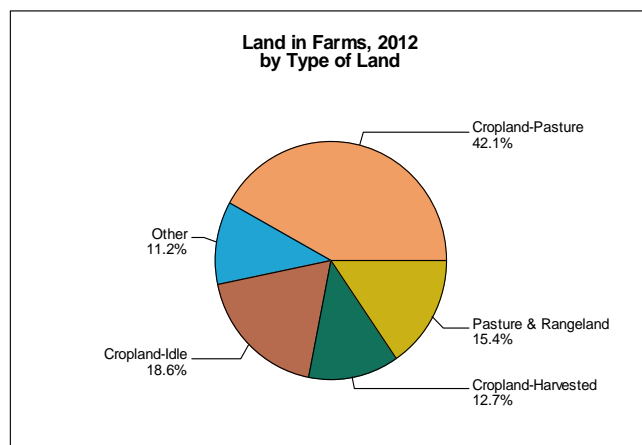
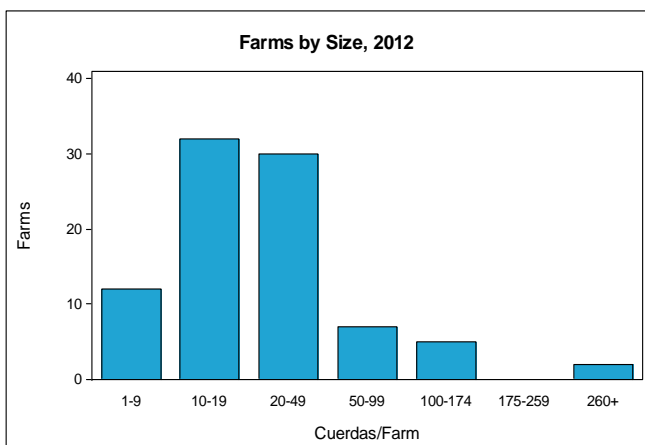
# 2012 CENSUS OF AGRICULTURE

## MUNICIPIO PROFILE



### Aguas Buenas Municipio Puerto Rico

	2012	2007	% change
<b>Number of Farms</b>	88	232	- 62
<b>Land in Farms</b>	3,289 cuerdas	5,672 cuerdas	- 42
<b>Average Size of Farm</b>	37 cuerdas	24 cuerdas	+ 54
<b>Market Value of Products Sold</b>	\$2,749,716	\$6,582,208	- 58
Crop Sales \$2,450,169 (89 percent)			
Livestock Sales \$299,547 (11 percent)			
Average Per Farm	\$31,247	\$28,372	+ 10
<b>Government Payments</b>	(D)	\$182,094	





## Aguas Buenas Municipio – Puerto Rico

### Ranked items among the 76 municipios, 2012

Item	Quantity	Island Rank	Universe <sup>1</sup>
<b>MARKET VALUE OF AGRICULTURAL PRODUCTS SOLD (\$)</b>			
Total value of agricultural products sold	2,749,716	53	76
Value of Value of crops sold	2,450,169	33	75
Value of livestock, poultry, and their products	299,547	63	75
<b>VALUE OF SALES BY COMMODITY GROUP (\$)</b>			
Nursery and greenhouse crops	784,258	15	64
Plantains	954,225	24	71
Coffee	(D)	49	55
Vegetables or melons	239,015	27	69
Fruit	124,840	26	68
Bananas	7,253	42	60
Root crops or tubers	(D)	22	63
Grains	163,243	9	60
Grasses	(D)	35	58
Poultry and eggs	(D)	50	63
Cattle and calves	277,238	39	75
Milk and other dairy products from cows sold	-	-	-
Hogs and pigs	17,992	38	61
Aquaculture	-	-	-
Other livestock and other livestock products	(D)	57	63
<b>TOP LIVESTOCK INVENTORY ITEMS (number)</b>			
Cattle and Calves	1,359	55	75
Poultry	672	41	74
Rabbits	280	21	57
Sheep	96	27	63
Hogs and Pigs	53	55	62
<b>TOP CROP ITEMS (cuerdas)</b>			
Plantains	113	39	71
Grasses	(D)	45	60
Vegetables	39	26	69
Pigeon peas	27	7	54
Cassava	27	7	48

### Other Municipio Highlights, 2012

Economic Characteristics	Quantity
Farms by value of sales:	
Less than \$1,000	10
\$1,000 to \$2,499	9
\$2,500 to \$4,999	17
\$5,000 to \$7,499	4
\$7,500 to \$9,999	1
\$10,000 to \$19,999	19
\$20,000 to \$39,999	17
\$40,000 to \$59,999	-
\$60,000 or more	11
Farm production expenses (\$):	
Wages and salaries	642,963
Contract labor	35,600

Operator Characteristics	Quantity
Principal operators by primary occupation:	
Agricultural	49
Nonagricultural	39
Principal operators by sex:	
Male	85
Female	15
All operators by highest level of school attended:	
None	-
Elementary	16
Secondary	11
High school diploma	24
Some college	23
Bachelor's degree	12
Master's or PhD	2

See "Census of Agriculture, Volume 1, Geographic Area Series" for complete footnotes, explanations, definitions, and methodology.

- Represents zero. (D) Withheld to avoid disclosing data for individual operations.

<sup>1</sup> Universe is number of municipios in Puerto Rico with item..