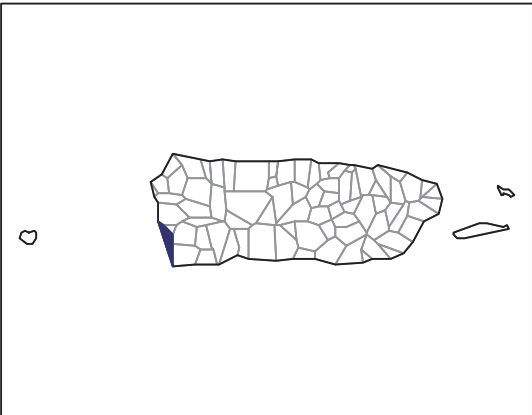


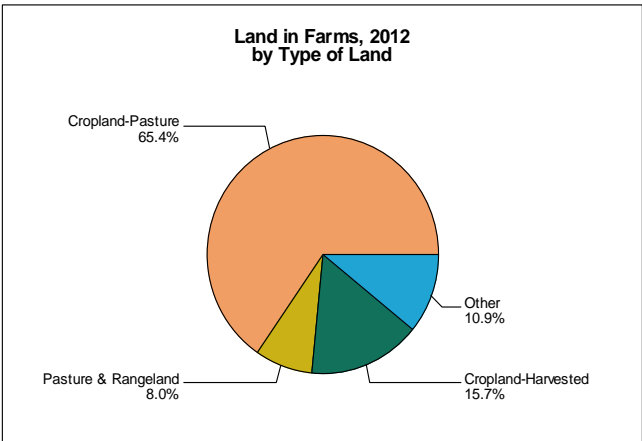
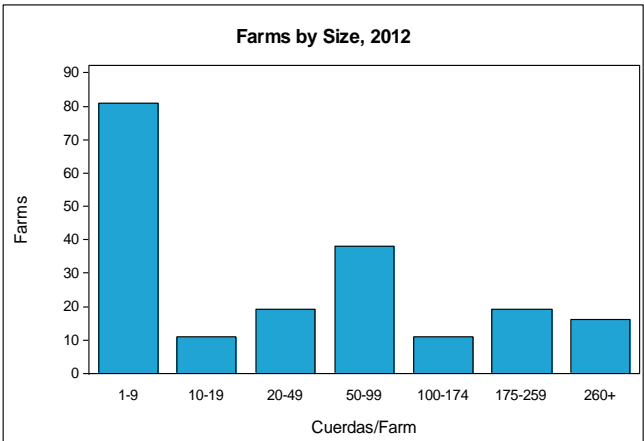
2012 CENSUS OF AGRICULTURE

MUNICIPIO PROFILE



Cabo Rojo Municipio Puerto Rico

	2012	2007	% change
Number of Farms	195	134	+ 46
Land in Farms	21,034 cuerdas	16,429 cuerdas	+ 28
Average Size of Farm	108 cuerdas	123 cuerdas	- 12
Market Value of Products Sold	\$4,967,930	\$4,325,134	+ 15
Crop Sales \$3,756,230 (76 percent)			
Livestock Sales \$1,211,700 (24 percent)			
Average Per Farm	\$25,477	\$32,277	- 21
Government Payments	\$582,865	\$1,711,270	- 66





Cabo Rojo Municipio – Puerto Rico

Ranked items among the 76 municipios, 2012

Item	Quantity	Island Rank	Universe ¹
MARKET VALUE OF AGRICULTURAL PRODUCTS SOLD (\$)			
Total value of agricultural products sold	4,967,930	36	76
Value of Value of crops sold	3,756,230	23	75
Value of livestock, poultry, and their products	1,211,700	38	75
VALUE OF SALES BY COMMODITY GROUP (\$)			
Nursery and greenhouse crops	941,000	12	64
Plantains	13,950	68	71
Coffee	-	-	-
Vegetables or melons	(D)	6	69
Fruit	(D)	13	68
Bananas	-	-	-
Root crops or tubers	(D)	63	63
Grains	(D)	53	60
Grasses	941,656	3	58
Poultry and eggs	(D)	21	63
Cattle and calves	879,122	8	75
Milk and other dairy products from cows sold	-	-	-
Hogs and pigs	(D)	23	61
Aquaculture	-	-	-
Other livestock and other livestock products	200,820	6	63
TOP LIVESTOCK INVENTORY ITEMS (number)			
Cattle and Calves	5,507	11	75
Poultry	2,492	20	74
Sheep	2,111	2	63
Horses	554	4	76
Goats	328	2	59
TOP CROP ITEMS (cuerdas)			
Grasses	2,922	3	60
Vegetables	(D)	7	69
Avocados	48	3	61
Papayas	(D)	6	38
Lemons and Limes	19	5	44

Other Municipio Highlights, 2012

Economic Characteristics	Quantity
Farms by value of sales:	
Less than \$1,000	88
\$1,000 to \$2,499	37
\$2,500 to \$4,999	11
\$5,000 to \$7,499	5
\$7,500 to \$9,999	15
\$10,000 to \$19,999	3
\$20,000 to \$39,999	18
\$40,000 to \$59,999	7
\$60,000 or more	11
Farm production expenses (\$):	
Wages and salaries	2,476,213
Contract labor	20,000

Operator Characteristics	Quantity
Principal operators by primary occupation:	
Agricultural	55
Nonagricultural	140
Principal operators by sex:	
Male	162
Female	3
All operators by highest level of school attended:	
None	1
Elementary	21
Secondary	34
High school diploma	64
Some college	17
Bachelor's degree	46
Master's or PhD	12

See "Census of Agriculture, Volume 1, Geographic Area Series" for complete footnotes, explanations, definitions, and methodology.

- Represents zero. (D) Withheld to avoid disclosing data for individual operations.

¹ Universe is number of municipios in Puerto Rico with item..