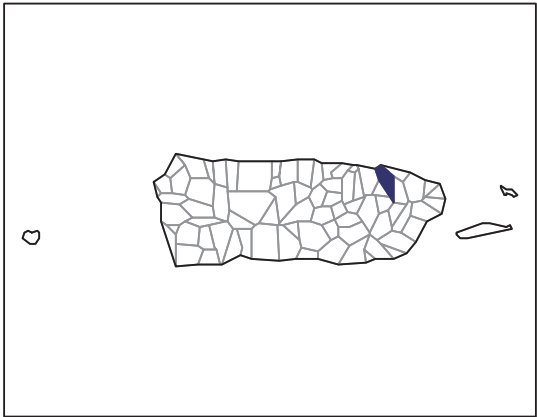


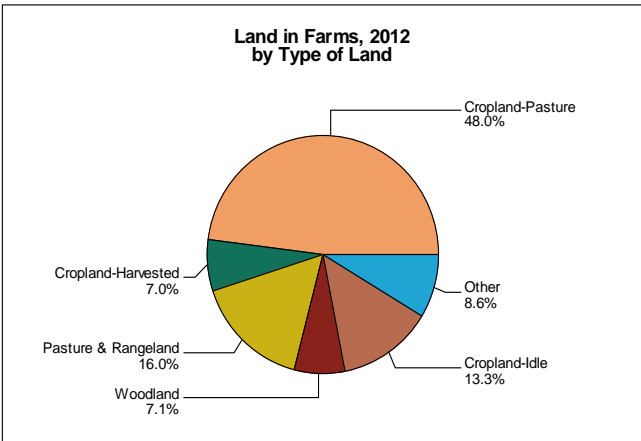
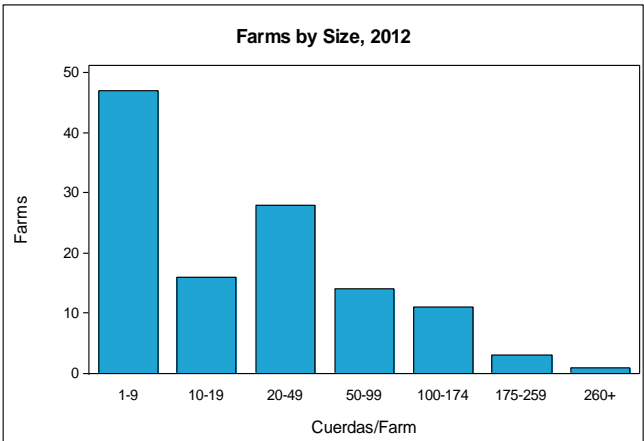
2012 CENSUS OF AGRICULTURE

MUNICIPIO PROFILE



Carolina Municipio Puerto Rico

	2012	2007	% change
Number of Farms	120	68	+ 76
Land in Farms	4,966 cuerdas	3,140 cuerdas	+ 58
Average Size of Farm	41 cuerdas	46 cuerdas	- 11
Market Value of Products Sold	\$3,181,262	\$1,080,685	+ 194
Crop Sales \$432,165 (14 percent)			
Livestock Sales \$2,749,097 (86 percent)			
Average Per Farm	\$26,511	\$15,892	+ 67
Government Payments	\$99,335	\$12,999	+ 664





Carolina Municipio – Puerto Rico

Ranked items among the 76 municipios, 2012

Item	Quantity	Island Rank	Universe ¹
MARKET VALUE OF AGRICULTURAL PRODUCTS SOLD (\$)			
Total value of agricultural products sold	3,181,262	47	76
Value of Value of crops sold	432,165	63	75
Value of livestock, poultry, and their products	2,749,097	24	75
VALUE OF SALES BY COMMODITY GROUP (\$)			
Nursery and greenhouse crops	(D)	56	64
Plantains	317,836	43	71
Coffee	53,729	30	55
Vegetables or melons	4,290	64	69
Fruit	17,058	53	68
Bananas	8,457	37	60
Root crops or tubers	(D)	59	63
Grains	(D)	56	60
Grasses	-	63	58
Poultry and eggs	1,765,330	8	63
Cattle and calves	336,156	33	75
Milk and other dairy products from cows sold	630,836	29	45
Hogs and pigs	6,900	51	61
Aquaculture	-	-	-
Other livestock and other livestock products	9,875	40	63
TOP LIVESTOCK INVENTORY ITEMS (number)			
Poultry	(D)	7	74
Cattle and Calves	2,534	31	75
Rabbits	308	19	57
Horses	253	13	76
Hogs and Pigs	177	43	62
TOP CROP ITEMS (cuerdas)			
Plantains	180	28	71
Coffee	122	26	56
Oranges	31	27	70
Bananas	12	36	61
Avocados	(D)	22	61

Other Municipio Highlights, 2012

Economic Characteristics	Quantity
Farms by value of sales:	
Less than \$1,000	18
\$1,000 to \$2,499	17
\$2,500 to \$4,999	32
\$5,000 to \$7,499	20
\$7,500 to \$9,999	4
\$10,000 to \$19,999	10
\$20,000 to \$39,999	10
\$40,000 to \$59,999	3
\$60,000 or more	6
Farm production expenses (\$):	
Wages and salaries	674,508
Contract labor	9,420

Operator Characteristics	Quantity
Principal operators by primary occupation:	
Agricultural	28
Nonagricultural	92
Principal operators by sex:	
Male	109
Female	-
All operators by highest level of school attended:	
None	-
Elementary	22
Secondary	30
High school diploma	16
Some college	23
Bachelor's degree	23
Master's or PhD	6

See "Census of Agriculture, Volume 1, Geographic Area Series" for complete footnotes, explanations, definitions, and methodology.

- Represents zero. (D) Withheld to avoid disclosing data for individual operations.

¹ Universe is number of municipios in Puerto Rico with item..