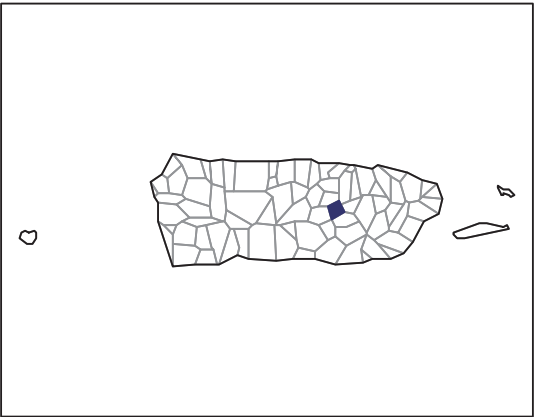


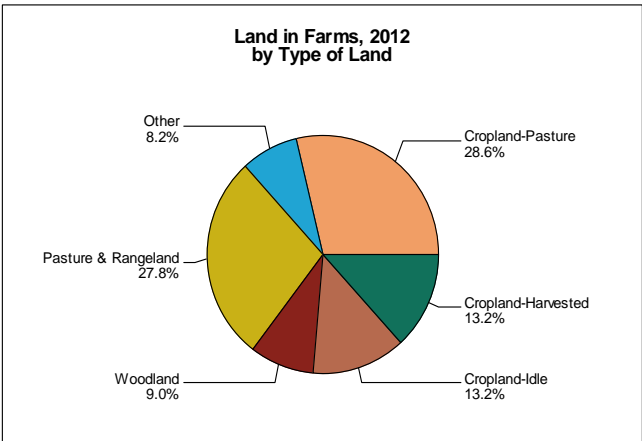
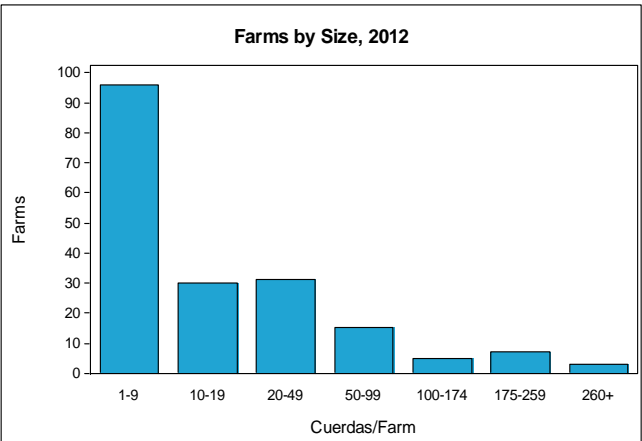
2012 CENSUS OF AGRICULTURE

MUNICIPIO PROFILE



Comerío Municipio Puerto Rico

	2012	2007	% change
Number of Farms	187	112	+ 67
Land in Farms	5,944 cuerdas	3,984 cuerdas	+ 49
Average Size of Farm	32 cuerdas	36 cuerdas	- 11
Market Value of Products Sold	\$5,624,990	\$4,115,936	+ 37
Crop Sales \$1,764,493 (31 percent)			
Livestock Sales \$3,860,497 (69 percent)			
Average Per Farm	\$30,080	\$36,749	- 18
Government Payments	\$163,244	\$209,881	- 22





Comerío Municipio – Puerto Rico

Ranked items among the 76 municipios, 2012

Item	Quantity	Island Rank	Universe ¹
MARKET VALUE OF AGRICULTURAL PRODUCTS SOLD (\$)			
Total value of agricultural products sold	5,624,990	32	76
Value of Value of crops sold	1,764,493	45	75
Value of livestock, poultry, and their products	3,860,497	20	75
VALUE OF SALES BY COMMODITY GROUP (\$)			
Nursery and greenhouse crops	386,694	27	64
Plantains	460,826	34	71
Coffee	(D)	35	55
Vegetables or melons	366,091	22	69
Fruit	(D)	20	68
Bananas	19,772	23	60
Root crops or tubers	96,677	17	63
Grains	47,785	23	60
Grasses	64,019	38	58
Poultry and eggs	3,439,860	4	63
Cattle and calves	294,634	35	75
Milk and other dairy products from cows sold	(D)	45	45
Hogs and pigs	(D)	48	61
Aquaculture	(D)	9	19
Other livestock and other livestock products	(D)	10	63
TOP LIVESTOCK INVENTORY ITEMS (number)			
Poultry	930,839	4	74
Cattle and Calves	1,791	43	75
Rabbits	347	17	57
Horses	288	12	76
Sheep	(D)	6	63
TOP CROP ITEMS (cuerdas)			
Plantains	203	27	71
Grasses	197	39	60
Vegetables	91	15	69
Mangoes	(D)	8	37
Coffee	68	36	56

Other Municipio Highlights, 2012

Economic Characteristics	Quantity
Farms by value of sales:	
Less than \$1,000	60
\$1,000 to \$2,499	19
\$2,500 to \$4,999	29
\$5,000 to \$7,499	17
\$7,500 to \$9,999	4
\$10,000 to \$19,999	25
\$20,000 to \$39,999	14
\$40,000 to \$59,999	3
\$60,000 or more	16
Farm production expenses (\$):	
Wages and salaries	1,120,106
Contract labor	34,100

Operator Characteristics	Quantity
Principal operators by primary occupation:	
Agricultural	55
Nonagricultural	132
Principal operators by sex:	
Male	171
Female	9
All operators by highest level of school attended:	
None	8
Elementary	32
Secondary	35
High school diploma	43
Some college	37
Bachelor's degree	24
Master's or PhD	8

See "Census of Agriculture, Volume 1, Geographic Area Series" for complete footnotes, explanations, definitions, and methodology.

(D) Withheld to avoid disclosing data for individual operations.

¹ Universe is number of municipios in Puerto Rico with item..