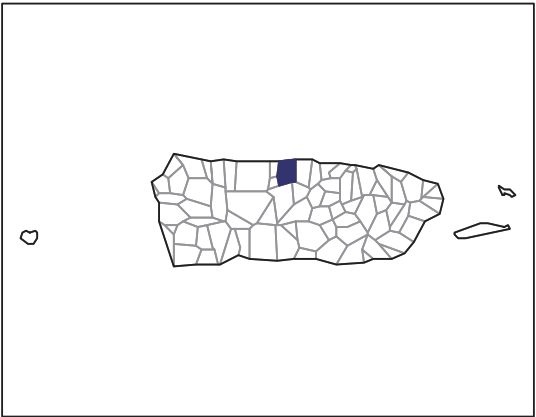


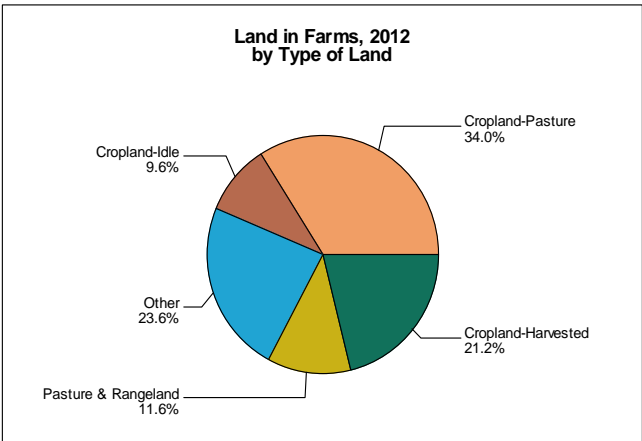
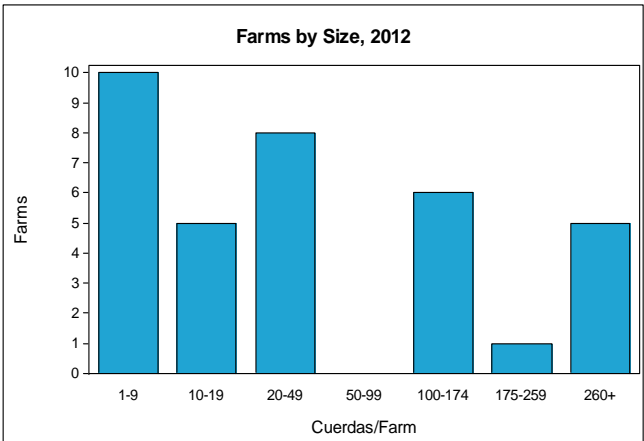
2012 CENSUS OF AGRICULTURE

MUNICIPIO PROFILE



Manatí Municipio Puerto Rico

	2012	2007	% change
Number of Farms	35	136	- 74
Land in Farms	3,510 cuerdas	6,954 cuerdas	- 50
Average Size of Farm	100 cuerdas	51 cuerdas	+ 96
Market Value of Products Sold	\$6,087,249	\$10,854,295	- 44
Crop Sales \$1,741,854 (29 percent)			
Livestock Sales \$4,345,395 (71 percent)			
Average Per Farm	\$173,921	\$79,811	+ 118
Government Payments	(D)	\$210,196	





Manatí Municipio – Puerto Rico

Ranked items among the 76 municipios, 2012

Item	Quantity	Island Rank	Universe ¹
MARKET VALUE OF AGRICULTURAL PRODUCTS SOLD (\$)			
Total value of agricultural products sold	6,087,249	30	76
Value of Value of crops sold	1,741,854	46	75
Value of livestock, poultry, and their products	4,345,395	17	75
VALUE OF SALES BY COMMODITY GROUP (\$)			
Nursery and greenhouse crops	-	-	-
Plantains	274,150	46	71
Coffee	-	-	-
Vegetables or melons	(D)	46	69
Fruit	(D)	30	68
Bananas	(D)	59	60
Root crops or tubers	(D)	51	63
Grains	(D)	55	60
Grasses	(D)	26	58
Poultry and eggs	-	-	-
Cattle and calves	185,480	55	75
Milk and other dairy products from cows sold	4,010,345	12	45
Hogs and pigs	(D)	19	61
Aquaculture	-	-	-
Other livestock and other livestock products	(D)	15	63
TOP LIVESTOCK INVENTORY ITEMS (number)			
Cattle and Calves	1,984	41	75
Hogs and Pigs	370	30	62
Poultry	(D)	67	74
Horses	(D)	32	76
Sheep	(D)	38	63
TOP CROP ITEMS (cuerdas)			
Grasses	433	21	60
Pineapples	(D)	1	27
Plantains	77	47	71
Avocados	(D)	4	61
Oranges	5	55	70

Other Municipio Highlights, 2012

Economic Characteristics	Quantity
Farms by value of sales:	
Less than \$1,000	7
\$1,000 to \$2,499	6
\$2,500 to \$4,999	4
\$5,000 to \$7,499	1
\$7,500 to \$9,999	-
\$10,000 to \$19,999	5
\$20,000 to \$39,999	1
\$40,000 to \$59,999	2
\$60,000 or more	9
Farm production expenses (\$):	
Wages and salaries	1,263,538
Contract labor	(D)

Operator Characteristics	Quantity
Principal operators by primary occupation:	
Agricultural	13
Nonagricultural	22
Principal operators by sex:	
Male	34
Female	5
All operators by highest level of school attended:	
None	-
Elementary	4
Secondary	7
High school diploma	9
Some college	3
Bachelor's degree	9
Master's or PhD	3

See "Census of Agriculture, Volume 1, Geographic Area Series" for complete footnotes, explanations, definitions, and methodology.

- Represents zero. (D) Withheld to avoid disclosing data for individual operations.

¹ Universe is number of municipios in Puerto Rico with item..