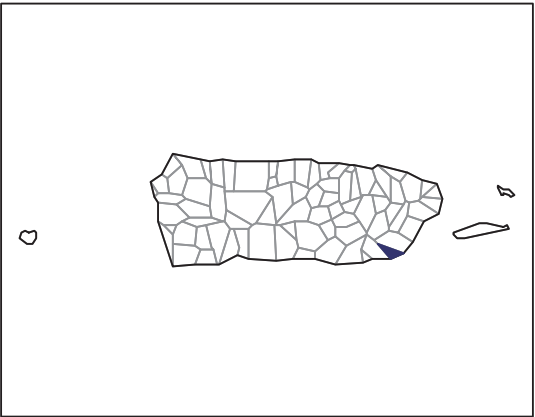


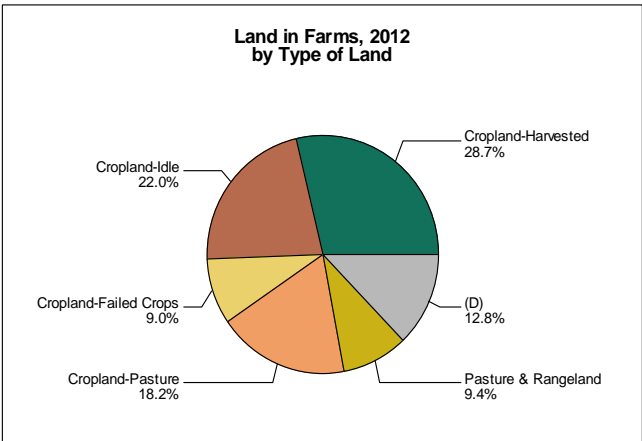
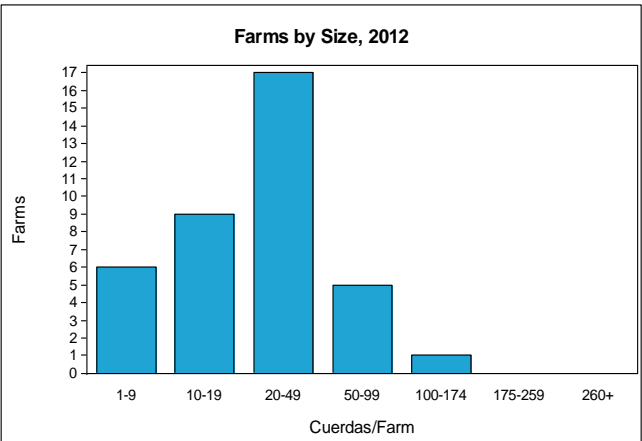
2012 CENSUS OF AGRICULTURE

MUNICIPIO PROFILE



Maunabo Municipio Puerto Rico

	2012	2007	% change
Number of Farms	38	152	- 75
Land in Farms	1,145 cuerdas	2,529 cuerdas	- 55
Average Size of Farm	30 cuerdas	17 cuerdas	+ 76
Market Value of Products Sold	\$1,078,618	\$1,617,593	- 33
Crop Sales \$1,031,618 (96 percent)			
Livestock Sales \$47,000 (4 percent)			
Average Per Farm	\$28,385	\$10,642	+ 167
Government Payments	\$41,641	\$68,440	- 39





Maunabo Municipio – Puerto Rico

Ranked items among the 76 municipios, 2012

Item	Quantity	Island Rank	Universe ¹
MARKET VALUE OF AGRICULTURAL PRODUCTS SOLD (\$)			
Total value of agricultural products sold	1,078,618	65	76
Value of Value of crops sold	1,031,618	54	75
Value of livestock, poultry, and their products	47,000	74	75
VALUE OF SALES BY COMMODITY GROUP (\$)			
Nursery and greenhouse crops	(D)	64	64
Plantains	922,323	25	71
Coffee	-	-	-
Vegetables or melons	(D)	69	69
Fruit	(D)	66	68
Bananas	(D)	55	60
Root crops or tubers	32,440	36	63
Grains	70,195	16	60
Grasses	-	-	-
Poultry and eggs	-	70	63
Cattle and calves	47,000	70	75
Milk and other dairy products from cows sold	-	-	-
Hogs and pigs	-	-	-
Aquaculture	-	-	-
Other livestock and other livestock products	-	-	-
TOP LIVESTOCK INVENTORY ITEMS (number)			
Cattle and Calves	195	71	75
Poultry	88	69	74
Sheep	(D)	57	63
Horses	(D)	74	76
Goats	-	65	59
TOP CROP ITEMS (cuerdas)			
Plantains	299	22	71
Cassava	14	12	48
Pigeon peas	13	17	54
Green beans	12	10	33
Vegetables	(D)	61	69

Other Municipio Highlights, 2012

Economic Characteristics	Quantity
Farms by value of sales:	
Less than \$1,000	3
\$1,000 to \$2,499	4
\$2,500 to \$4,999	3
\$5,000 to \$7,499	3
\$7,500 to \$9,999	2
\$10,000 to \$19,999	5
\$20,000 to \$39,999	10
\$40,000 to \$59,999	4
\$60,000 or more	4
Farm production expenses (\$):	
Wages and salaries	209,309
Contract labor	3,800

Operator Characteristics	Quantity
Principal operators by primary occupation:	
Agricultural	27
Nonagricultural	11
Principal operators by sex:	
Male	36
Female	12
All operators by highest level of school attended:	
None	-
Elementary	4
Secondary	13
High school diploma	11
Some college	6
Bachelor's degree	1
Master's or PhD	3

See "Census of Agriculture, Volume 1, Geographic Area Series" for complete footnotes, explanations, definitions, and methodology.

- Represents zero. (D) Withheld to avoid disclosing data for individual operations.

¹ Universe is number of municipios in Puerto Rico with item..