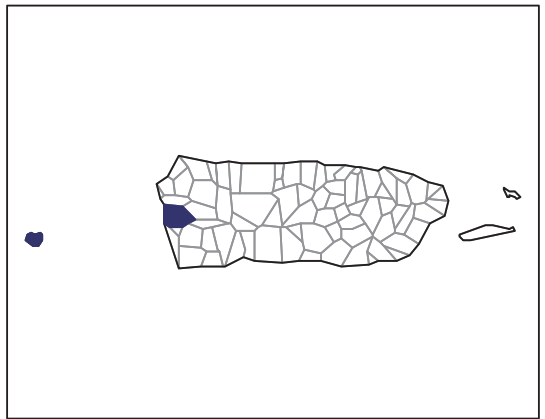


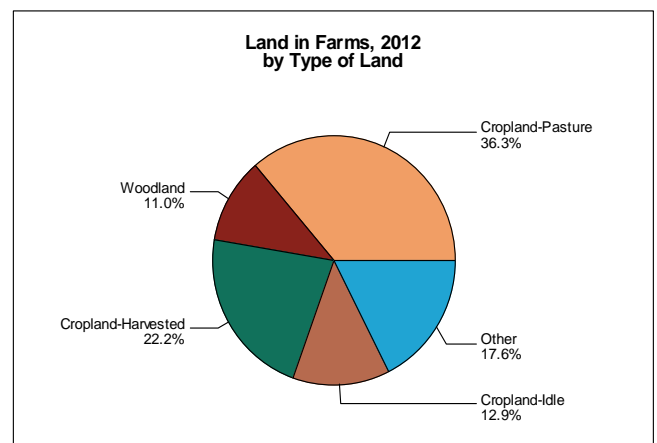
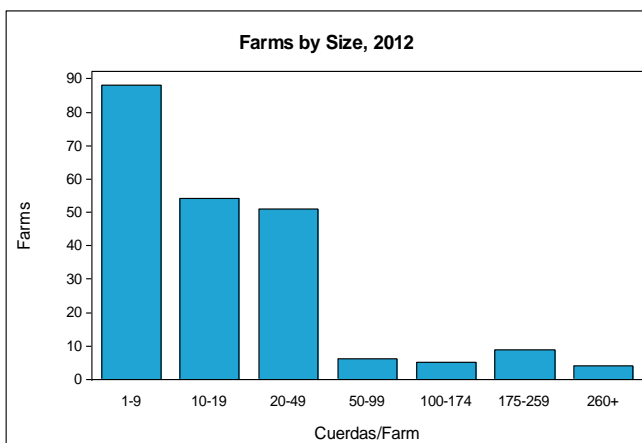
2012 CENSUS OF AGRICULTURE

MUNICIPIO PROFILE



Mayagüez Municipio Puerto Rico

	2012	2007	% change
Number of Farms	217	277	- 22
Land in Farms	6,929 cuerdas	4,689 cuerdas	+ 48
Average Size of Farm	32 cuerdas	17 cuerdas	+ 88
Market Value of Products Sold	\$3,628,634	\$1,269,313	+ 186
Crop Sales \$1,862,777 (51 percent)			
Livestock Sales \$1,765,857 (49 percent)			
Average Per Farm	\$16,722	\$4,582	+ 265
Government Payments	\$436,706	\$108,350	+ 303





Mayagüez Municipio – Puerto Rico

Ranked items among the 76 municipios, 2012

Item	Quantity	Island Rank	Universe ¹
MARKET VALUE OF AGRICULTURAL PRODUCTS SOLD (\$)			
Total value of agricultural products sold	3,628,634	42	76
Value of Value of crops sold	1,862,777	43	75
Value of livestock, poultry, and their products	1,765,857	31	75
VALUE OF SALES BY COMMODITY GROUP (\$)			
Nursery and greenhouse crops	542,205	19	64
Plantains	522,185	30	71
Coffee	468,144	14	55
Vegetables or melons	80,451	41	69
Fruit	124,218	27	68
Bananas	74,095	14	60
Root crops or tubers	15,181	44	63
Grains	5,783	43	60
Grasses	30,515	42	58
Poultry and eggs	825	57	63
Cattle and calves	(D)	20	75
Milk and other dairy products from cows sold	792,771	27	45
Hogs and pigs	(D)	6	61
Aquaculture	-	-	-
Other livestock and other livestock products	50,180	13	63
TOP LIVESTOCK INVENTORY ITEMS (number)			
Cattle and Calves	2,572	30	75
Rabbits	(D)	1	57
Hogs and Pigs	553	26	62
Poultry	503	45	74
Sheep	(D)	13	63
TOP CROP ITEMS (cuerdas)			
Coffee	887	12	56
Bananas	153	12	61
Plantains	149	33	71
Grasses	125	41	60
Oranges	89	9	70

Other Municipio Highlights, 2012

Economic Characteristics	Quantity
Farms by value of sales:	
Less than \$1,000	73
\$1,000 to \$2,499	43
\$2,500 to \$4,999	15
\$5,000 to \$7,499	7
\$7,500 to \$9,999	45
\$10,000 to \$19,999	12
\$20,000 to \$39,999	8
\$40,000 to \$59,999	2
\$60,000 or more	12
Farm production expenses (\$):	
Wages and salaries	1,421,436
Contract labor	20,960

Operator Characteristics	Quantity
Principal operators by primary occupation:	
Agricultural	74
Nonagricultural	143
Principal operators by sex:	
Male	198
Female	6
All operators by highest level of school attended:	
None	4
Elementary	49
Secondary	21
High school diploma	49
Some college	13
Bachelor's degree	48
Master's or PhD	33

See "Census of Agriculture, Volume 1, Geographic Area Series" for complete footnotes, explanations, definitions, and methodology.

- Represents zero. (D) Withheld to avoid disclosing data for individual operations.

¹ Universe is number of municipios in Puerto Rico with item..