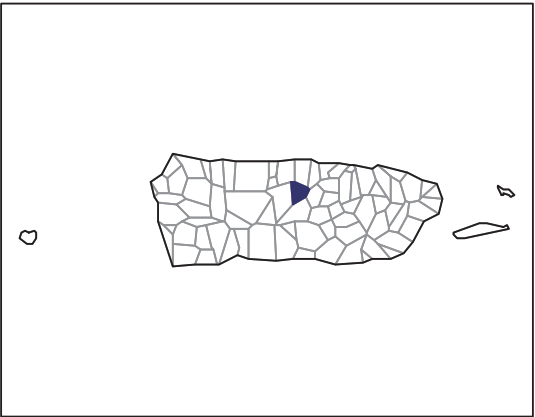


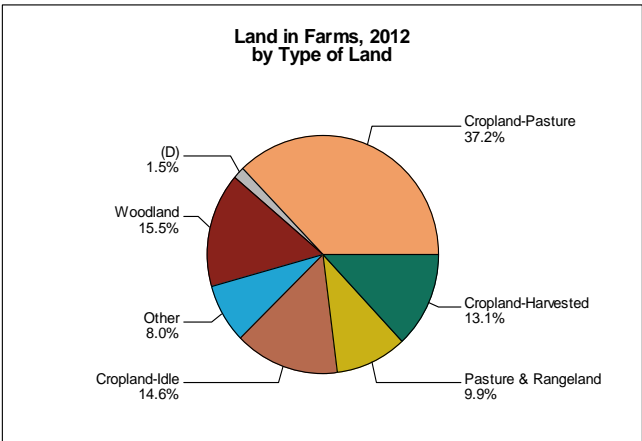
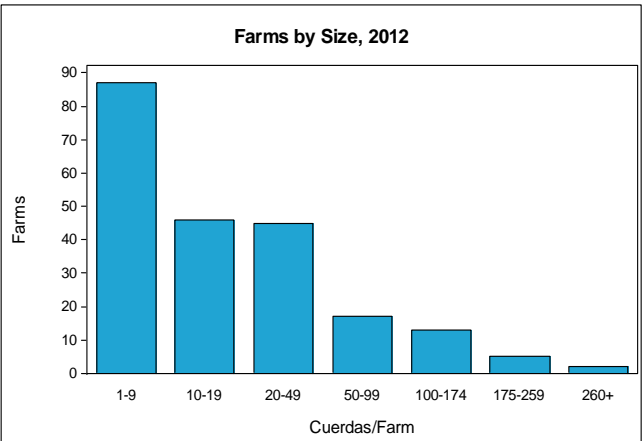
2012 CENSUS OF AGRICULTURE

MUNICIPIO PROFILE



Morovis Municipio Puerto Rico

	2012	2007	% change
Number of Farms	215	267	- 19
Land in Farms	6,803 cuerdas	11,341 cuerdas	- 40
Average Size of Farm	32 cuerdas	42 cuerdas	- 24
Market Value of Products Sold	\$5,740,802	\$13,010,860	- 56
Crop Sales \$2,401,348 (42 percent)			
Livestock Sales \$3,339,454 (58 percent)			
Average Per Farm	\$26,701	\$48,730	- 45
Government Payments	\$214,532	\$337,234	- 36





Morovis Municipio – Puerto Rico

Ranked items among the 76 municipios, 2012

Item	Quantity	Island Rank	Universe ¹
MARKET VALUE OF AGRICULTURAL PRODUCTS SOLD (\$)			
Total value of agricultural products sold	5,740,802	31	76
Value of Value of crops sold	2,401,348	36	75
Value of livestock, poultry, and their products	3,339,454	22	75
VALUE OF SALES BY COMMODITY GROUP (\$)			
Nursery and greenhouse crops	147,055	37	64
Plantains	1,690,252	13	71
Coffee	132,854	19	55
Vegetables or melons	35,275	51	69
Fruit	(D)	17	68
Bananas	31,124	20	60
Root crops or tubers	26,269	40	63
Grains	(D)	41	60
Grasses	13,379	46	58
Poultry and eggs	57,510	20	63
Cattle and calves	320,855	34	75
Milk and other dairy products from cows sold	2,916,539	14	45
Hogs and pigs	13,000	41	61
Aquaculture	-	-	-
Other livestock and other livestock products	31,550	22	63
TOP LIVESTOCK INVENTORY ITEMS (number)			
Cattle and Calves	2,869	26	75
Poultry	1,998	21	74
Rabbits	368	14	57
Hogs and Pigs	212	40	62
Goats	160	12	59
TOP CROP ITEMS (cuerdas)			
Plantains	406	18	71
Coffee	172	22	56
Grasses	(D)	46	60
Mangoes	(D)	6	37
Bananas	37	19	61

Other Municipio Highlights, 2012

Economic Characteristics	Quantity
Farms by value of sales:	
Less than \$1,000	57
\$1,000 to \$2,499	31
\$2,500 to \$4,999	37
\$5,000 to \$7,499	30
\$7,500 to \$9,999	6
\$10,000 to \$19,999	20
\$20,000 to \$39,999	17
\$40,000 to \$59,999	4
\$60,000 or more	13
Farm production expenses (\$):	
Wages and salaries	1,438,108
Contract labor	20,170

Operator Characteristics	Quantity
Principal operators by primary occupation:	
Agricultural	59
Nonagricultural	156
Principal operators by sex:	
Male	195
Female	1
All operators by highest level of school attended:	
None	4
Elementary	56
Secondary	58
High school diploma	34
Some college	35
Bachelor's degree	18
Master's or PhD	10

See "Census of Agriculture, Volume 1, Geographic Area Series" for complete footnotes, explanations, definitions, and methodology.

- Represents zero. (D) Withheld to avoid disclosing data for individual operations.

¹ Universe is number of municipios in Puerto Rico with item..