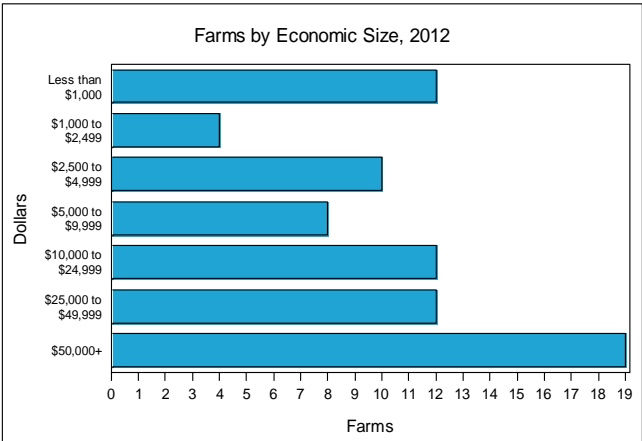
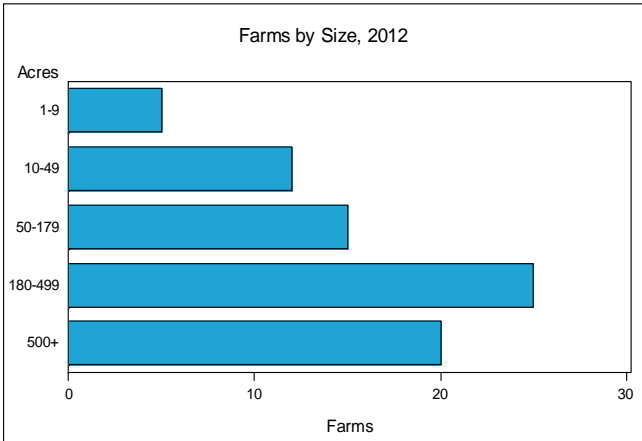


**Prowers County - Colorado  
 Farms with Women Principal  
 Operators Compared with All Farms**

	<b>Women Principal Operators</b>	<b>All Farms</b>
<b>Number of Farms</b>	77	553
<b>Land in Farms</b>	61,057 acres	1,021,915 acres
<b>Average Size of Farm</b>	793 acres	1,848 acres
<b>Market Value of Products Sold</b>	\$3,671,000	\$318,249,000
Crop Sales	\$3,075,000	\$64,897,000
Livestock Sales	\$596,000	\$253,352,000
Average Per Farm	\$47,682	\$575,495
<b>Government Payments</b>	\$561,000	\$6,892,000
Average Per Farm Receiving Payments	\$11,697	\$19,919

See footnotes on reverse page.

**Farms with Women Principal Operators**





**2012 CENSUS OF AGRICULTURE**  
**RACE / ETHNICITY / GENDER PROFILE**

## Prowers County - Colorado Farms with Women Principal Operators

### Selected Highlights

Item	Farms	Quantity
<b>MARKET VALUE OF AGRICULTURAL PRODUCTS SOLD (\$1,000)</b>		
Total value of agricultural products sold	77	3,671
Value of crops including nursery and greenhouse	20	3,075
Value of livestock, poultry, and their products	25	596
<b>VALUE OF SALES BY COMMODITY GROUP (\$1,000)</b>		
Grains, oilseeds, dry beans, and dry peas	15	2,273
Tobacco	-	-
Cotton and cottonseed	-	-
Vegetables, melons, potatoes and sweet potatoes	-	-
Fruits, tree nuts, and berries	1	(D)
Nursery, greenhouse, floriculture, and sod	-	-
Cut Christmas trees and short rotation woody crops	-	-
Other crops and hay	9	(D)
Poultry and eggs	5	5
Cattle and calves	12	399
Milk from cows	-	-
Hogs and pigs	1	(D)
Sheep, goats, wool, mohair, and milk	2	(D)
Horses, ponies, mules, burros, and donkeys	10	189
Aquaculture	-	-
Other animals and other animal products	-	-
<b>TOP CROP ITEMS (acres)</b>		
Winter wheat for grain	15	6,451
Forage, all	10	1,800
Corn for grain	5	971
Sorghum for grain	5	488
Sunflower seed, all	1	(D)
<b>TOP LIVESTOCK INVENTORY ITEMS (number)</b>		
Cattle and calves	12	928
Layers	10	294
Horses and ponies	24	250
Broilers and other meat-type chickens	2	(D)
Pullets for laying flock replacement	5	115

### Operator Characteristics

Item	Quantity
Primary occupation:	
Farming	16
Other	61
Days worked off farm:	
None	33
Any	44
Years on present farm:	
2 years or less	2
3 to 4 years	1
5 to 9 years	7
10 years or more	67
Age group:	
Under 35 years	4
35 to 44 years	3
45 to 64 years	30
65 years and over	40
Average age of principal operator (years)	65.6

### Economic Characteristics

Item	Quantity
Farms by value of sales:	
Less than \$1,000	39
\$1,000 to \$2,499	1
\$2,500 to \$4,999	6
\$5,000 to \$9,999	2
\$10,000 to \$49,999	14
\$50,000 to \$99,999	5
\$100,000 to \$249,999	6
\$250,000 to \$499,999	2
\$500,000 or more	2
Total farm production expenses (\$1,000)	3,622
Average per farm (\$)	47,044
Net cash farm income of operation (\$1,000)	1,148
Average per farm (\$)	14,913
Value of agricultural products sold directly to individuals for human consumption (\$1,000)	(D)
Total organic product sales (\$1,000)	-
Total income from farm-related sources, gross before taxes and expenses (\$1,000)	538

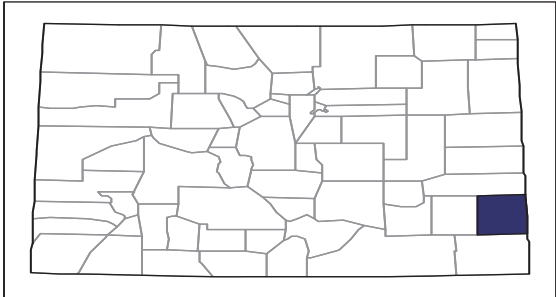
See "Census of Agriculture, Volume 1, Geographic Area Series" for complete footnotes, explanations, definitions, and methodology.

- Represents zero. (D) Withheld to avoid disclosing data for individual operations.

# 2012 CENSUS OF AGRICULTURE

## RACE / ETHNICITY / GENDER PROFILE

### Prowers County - Colorado Farms with Spanish, Hispanic, or Latino Operators Compared with All Farms



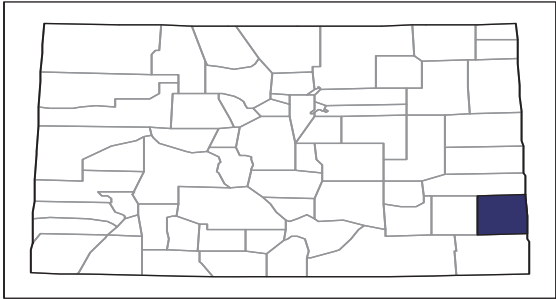
Data are not available at this geographic level for farms with Spanish, Hispanic, or Latino Operators.



# 2012 CENSUS OF AGRICULTURE

## RACE / ETHNICITY / GENDER PROFILE

### Prowers County - Colorado Farms with American Indian or Alaska Native Operators Compared with All Farms



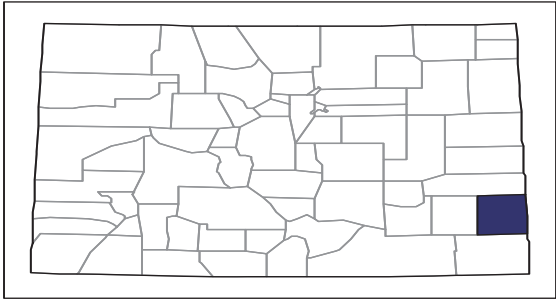
Data are not available at this geographic level for farms with American Indian or Alaska Native Operators.



# 2012 CENSUS OF AGRICULTURE

## RACE / ETHNICITY / GENDER PROFILE

### Prowers County - Colorado Farms with Asian Operators Compared with All Farms



Data are not available at this geographic level for farms with Asian Operators.

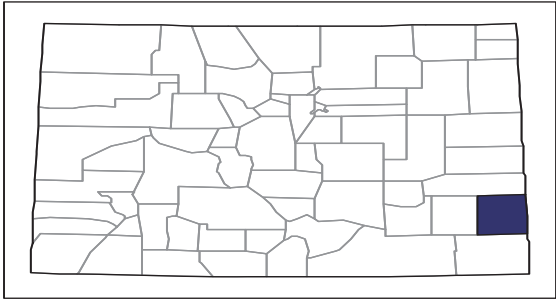




# 2012 CENSUS OF AGRICULTURE

## RACE / ETHNICITY / GENDER PROFILE

### Prowers County - Colorado Farms with Black or African American Operators Compared with All Farms



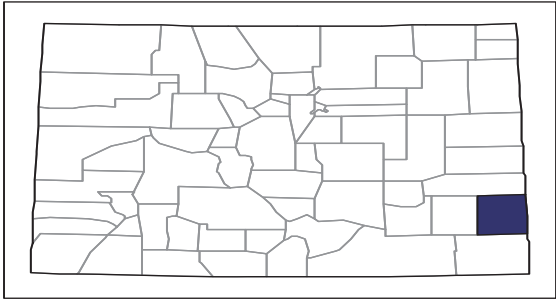
Data are not available at this geographic level for farms with Black or African American Operators.



# 2012 CENSUS OF AGRICULTURE

## RACE / ETHNICITY / GENDER PROFILE

### Prowers County - Colorado Farms with Native Hawaiian or Other Pacific Islander Operators Compared with All Farms



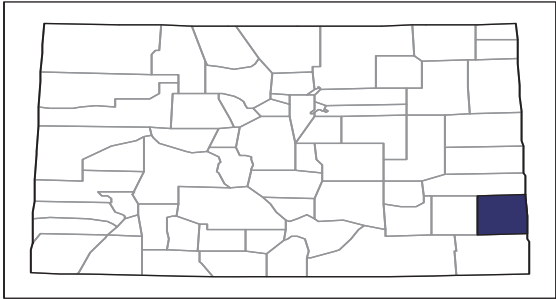
Data are not available at this geographic level for farms with Native Hawaiian or Other Pacific Islander Operators.



# 2012 CENSUS OF AGRICULTURE

## RACE / ETHNICITY / GENDER PROFILE

### Prowers County - Colorado Farms with White Operators Compared with All Farms



Data are not available at this geographic level for farms with White Operators.

