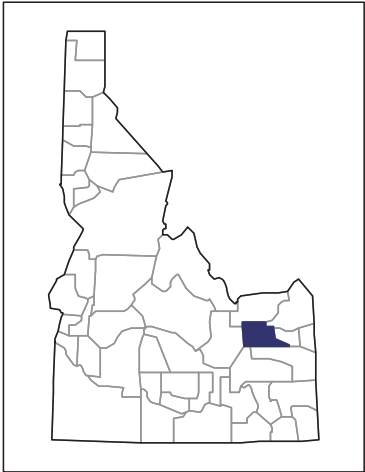


# 2012 CENSUS OF AGRICULTURE

## RACE / ETHNICITY / GENDER PROFILE

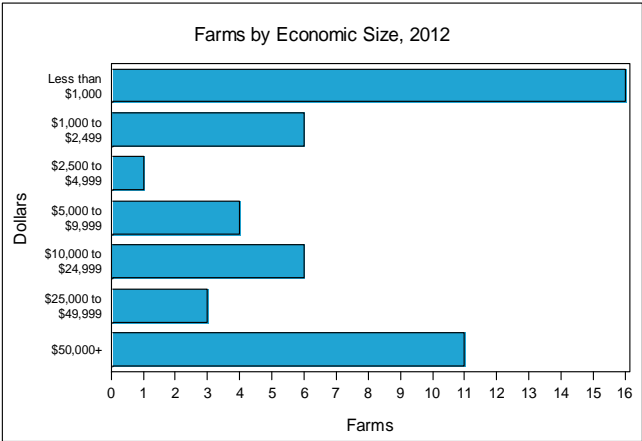
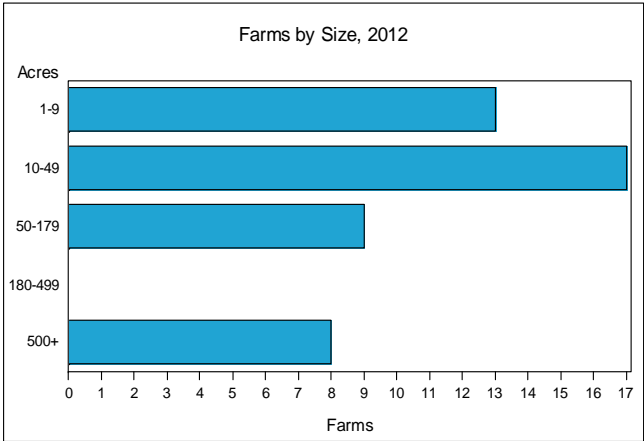


### Jefferson County - Idaho Farms with Women Principal Operators Compared with All Farms

	Women Principal Operators	All Farms
<b>Number of Farms</b>	47	776
<b>Land in Farms</b>	16,122 acres	322,776 acres
<b>Average Size of Farm</b>	343 acres	416 acres
<b>Market Value of Products Sold</b>	\$3,185,000	\$257,156,000
Crop Sales	\$2,759,000	\$148,544,000
Livestock Sales	\$426,000	\$108,612,000
Average Per Farm	\$67,774	\$331,387
<b>Government Payments</b>	\$48,000	\$2,332,000
Average Per Farm Receiving Payments	\$3,983	\$7,334

See footnotes on reverse page.

#### Farms with Women Principal Operators





**2012 CENSUS OF AGRICULTURE**  
**RACE / ETHNICITY / GENDER PROFILE**

## Jefferson County - Idaho

### Farms with Women Principal Operators

#### Selected Highlights

Item	Farms	Quantity
<b>MARKET VALUE OF AGRICULTURAL PRODUCTS SOLD (\$1,000)</b>		
Total value of agricultural products sold	47	3,185
Value of crops including nursery and greenhouse	23	2,759
Value of livestock, poultry, and their products	23	426
<b>VALUE OF SALES BY COMMODITY GROUP (\$1,000)</b>		
Grains, oilseeds, dry beans, and dry peas	9	1,423
Tobacco	-	-
Cotton and cottonseed	-	-
Vegetables, melons, potatoes and sweet potatoes	-	-
Fruits, tree nuts, and berries	2	(D)
Nursery, greenhouse, floriculture, and sod	5	(D)
Cut Christmas trees and short rotation woody crops	-	-
Other crops and hay	16	(D)
Poultry and eggs	1	(D)
Cattle and calves	12	326
Milk from cows	-	-
Hogs and pigs	3	(D)
Sheep, goats, wool, mohair, and milk	3	(D)
Horses, ponies, mules, burros, and donkeys	7	82
Aquaculture	-	-
Other animals and other animal products	7	13
<b>TOP CROP ITEMS (acres)</b>		
Forage, all	22	2,111
Spring wheat for grain	5	1,300
Barley for grain	5	1,012
Corn for silage	2	(D)
Nursery stock crops	4	16
<b>TOP LIVESTOCK INVENTORY ITEMS (number)</b>		
Cattle and calves	12	1,034
Horses and ponies	25	140
Layers	5	116
Alpacas	2	(D)
Goats, all	3	18

#### Operator Characteristics

Item	Quantity
Primary occupation:	
Farming	10
Other	37
Days worked off farm:	
None	16
Any	31
Years on present farm:	
2 years or less	-
3 to 4 years	5
5 to 9 years	9
10 years or more	33
Age group:	
Under 35 years	3
35 to 44 years	9
45 to 64 years	21
65 years and over	14
Average age of principal operator (years)	56.9

#### Economic Characteristics

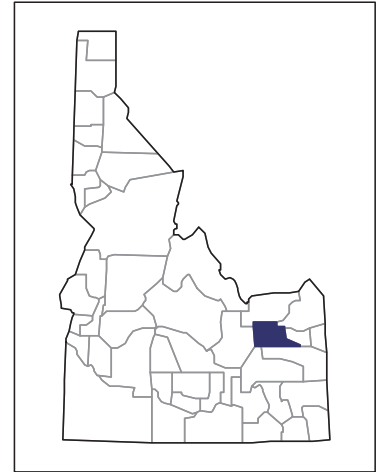
Item	Quantity
Farms by value of sales:	
Less than \$1,000	16
\$1,000 to \$2,499	6
\$2,500 to \$4,999	1
\$5,000 to \$9,999	4
\$10,000 to \$49,999	9
\$50,000 to \$99,999	4
\$100,000 to \$249,999	2
\$250,000 to \$499,999	4
\$500,000 or more	1
Total farm production expenses (\$1,000)	2,405
Average per farm (\$)	51,177
Net cash farm income of operation (\$1,000)	968
Average per farm (\$)	20,599
Value of agricultural products sold directly to individuals for human consumption (\$1,000)	(D)
Total organic product sales (\$1,000)	-
Total income from farm-related sources, gross before taxes and expenses (\$1,000)	140

See "Census of Agriculture, Volume 1, Geographic Area Series" for complete footnotes, explanations, definitions, and methodology.

- Represents zero. (D) Withheld to avoid disclosing data for individual operations.

**2012 CENSUS OF AGRICULTURE**  
**RACE / ETHNICITY / GENDER PROFILE**

**Jefferson County - Idaho**  
**Farms with Spanish, Hispanic, or Latino Operators Compared with All Farms**



Data are not available at this geographic level for farms with Spanish, Hispanic, or Latino Operators.



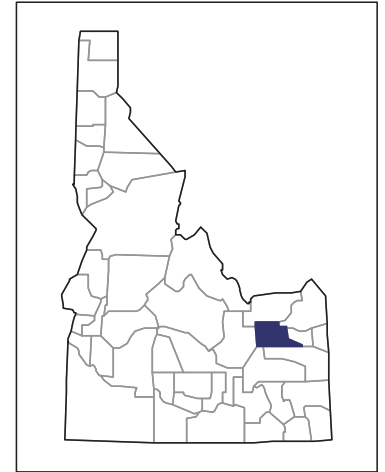
US Department of Agriculture  
National Agricultural Statistics Service

[www.agcensus.usda.gov](http://www.agcensus.usda.gov)



**2012 CENSUS OF AGRICULTURE**  
**RACE / ETHNICITY / GENDER PROFILE**

**Jefferson County - Idaho**  
**Farms with American Indian or Alaska**  
**Native Operators Compared with All**  
**Farms**



Data are not available at this geographic level for farms with American Indian or Alaska Native Operators.



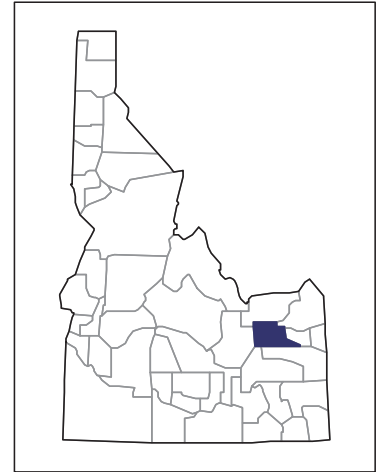
US Department of Agriculture  
National Agricultural Statistics Service

[www.agcensus.usda.gov](http://www.agcensus.usda.gov)



**2012 CENSUS OF AGRICULTURE**  
**RACE / ETHNICITY / GENDER PROFILE**

**Jefferson County - Idaho**  
**Farms with Asian Operators Compared**  
**with All Farms**



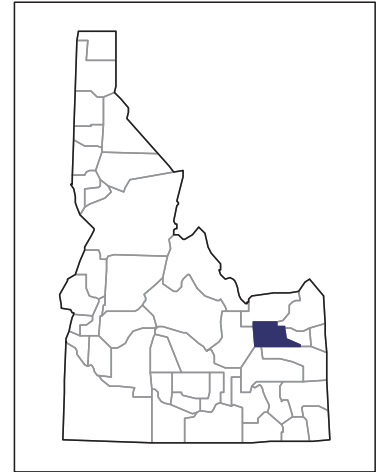
Data are not available at this geographic level for farms with Asian Operators.





**2012 CENSUS OF AGRICULTURE**  
**RACE / ETHNICITY / GENDER PROFILE**

**Jefferson County - Idaho**  
**Farms with Black or African American**  
**Operators Compared with All Farms**



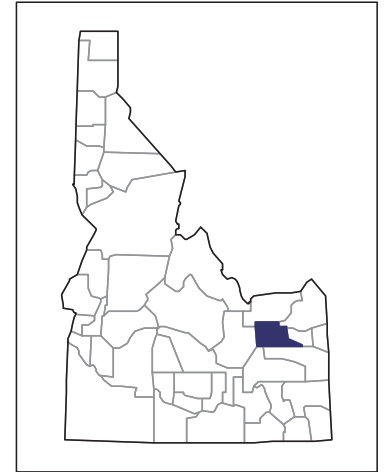
Data are not available at this geographic level for farms with Black or African American Operators.





**2012 CENSUS OF AGRICULTURE**  
**RACE / ETHNICITY / GENDER PROFILE**

**Jefferson County - Idaho**  
**Farms with Native Hawaiian or Other Pacific Islander Operators Compared with All Farms**



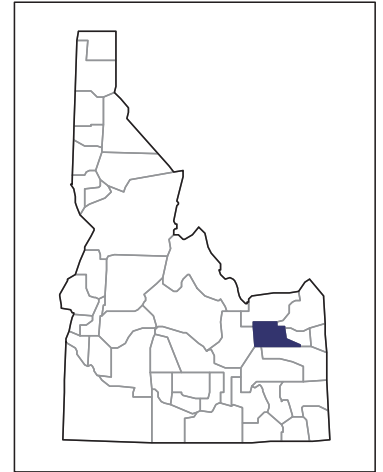
Data are not available at this geographic level for farms with Native Hawaiian or Other Pacific Islander Operators.





**2012 CENSUS OF AGRICULTURE**  
**RACE/ETHNICITY/GENDER PROFILE**

**Jefferson County - Idaho**  
**Farms with White Operators Compared**  
**with All Farms**



Data are not available at this geographic level for farms with White Operators.

