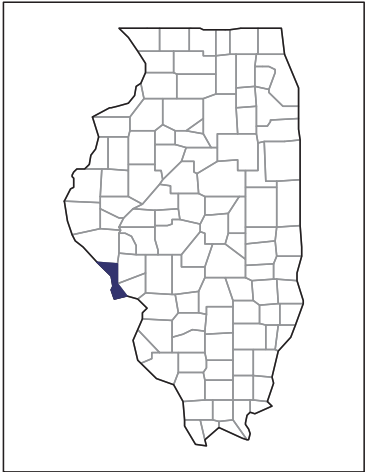


# 2012 CENSUS OF AGRICULTURE

## RACE / ETHNICITY / GENDER PROFILE

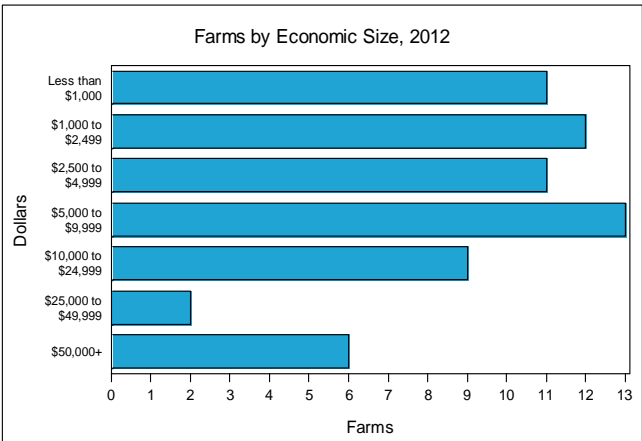
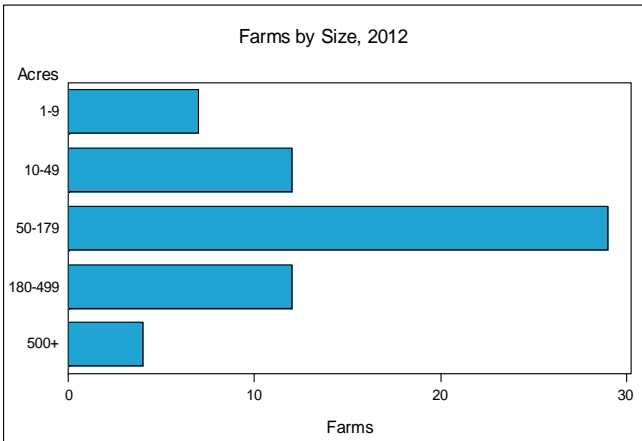


### Calhoun County - Illinois Farms with Women Principal Operators Compared with All Farms

	Women Principal Operators	All Farms
<b>Number of Farms</b>	64	478
<b>Land in Farms</b>	10,638 acres	87,750 acres
<b>Average Size of Farm</b>	166 acres	184 acres
<b>Market Value of Products Sold</b>	\$744,000	\$23,667,000
Crop Sales	\$652,000	\$19,676,000
Livestock Sales	\$93,000	\$3,991,000
Average Per Farm	\$11,628	\$49,512
<b>Government Payments</b>	\$275,000	\$2,053,000
Average Per Farm Receiving Payments	\$5,186	\$5,626

See footnotes on reverse page.

#### Farms with Women Principal Operators





**2012 CENSUS OF AGRICULTURE**  
**RACE / ETHNICITY / GENDER PROFILE**

## Calhoun County - Illinois Farms with Women Principal Operators

### Selected Highlights

Item	Farms	Quantity
<b>MARKET VALUE OF AGRICULTURAL PRODUCTS SOLD (\$1,000)</b>		
Total value of agricultural products sold	64	744
Value of crops including nursery and greenhouse	24	652
Value of livestock, poultry, and their products	9	93
<b>VALUE OF SALES BY COMMODITY GROUP (\$1,000)</b>		
Grains, oilseeds, dry beans, and dry peas	13	575
Tobacco	-	-
Cotton and cottonseed	-	-
Vegetables, melons, potatoes and sweet potatoes	-	-
Fruits, tree nuts, and berries	6	64
Nursery, greenhouse, floriculture, and sod	1	(D)
Cut Christmas trees and short rotation woody crops	-	-
Other crops and hay	7	(D)
Poultry and eggs	1	(D)
Cattle and calves	9	(D)
Milk from cows	-	-
Hogs and pigs	-	-
Sheep, goats, wool, mohair, and milk	1	(D)
Horses, ponies, mules, burros, and donkeys	-	-
Aquaculture	-	-
Other animals and other animal products	-	-
<b>TOP CROP ITEMS (acres)</b>		
Corn for grain	7	610
Soybeans for beans	9	555
Forage, all	11	192
Winter wheat for grain	2	(D)
Grapes	2	(D)
<b>TOP LIVESTOCK INVENTORY ITEMS (number)</b>		
Cattle and calves	11	291
Sheep and lambs	1	(D)
Layers	1	(D)
Horses and ponies	5	16
Pullets for laying flock replacement	1	(D)

### Operator Characteristics

Item	Quantity
Primary occupation:	
Farming	14
Other	50
Days worked off farm:	
None	34
Any	30
Years on present farm:	
2 years or less	-
3 to 4 years	1
5 to 9 years	4
10 years or more	59
Age group:	
Under 35 years	-
35 to 44 years	5
45 to 64 years	27
65 years and over	32
Average age of principal operator (years)	64.8

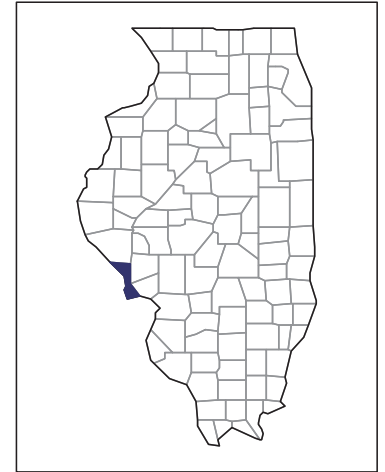
### Economic Characteristics

Item	Quantity
Farms by value of sales:	
Less than \$1,000	40
\$1,000 to \$2,499	2
\$2,500 to \$4,999	5
\$5,000 to \$9,999	4
\$10,000 to \$49,999	8
\$50,000 to \$99,999	3
\$100,000 to \$249,999	2
\$250,000 to \$499,999	-
\$500,000 or more	-
Total farm production expenses (\$1,000)	1,117
Average per farm (\$)	17,449
Net cash farm income of operation (\$1,000)	452
Average per farm (\$)	7,070
Value of agricultural products sold directly to individuals for human consumption (\$1,000)	15
Total organic product sales (\$1,000)	-
Total income from farm-related sources, gross before taxes and expenses (\$1,000)	550

See "Census of Agriculture, Volume 1, Geographic Area Series" for complete footnotes, explanations, definitions, and methodology.  
 - Represents zero. (D) Withheld to avoid disclosing data for individual operations.

**2012 CENSUS OF AGRICULTURE**  
**RACE / ETHNICITY / GENDER PROFILE**

**Calhoun County - Illinois**  
**Farms with Spanish, Hispanic, or Latino Operators Compared with All Farms**



Data are not available at this geographic level for farms with Spanish, Hispanic, or Latino Operators.

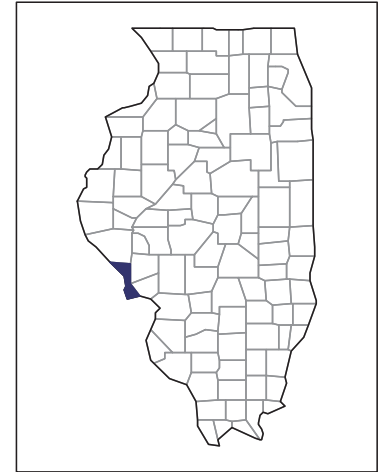


US Department of Agriculture  
National Agricultural Statistics Service

[www.agcensus.usda.gov](http://www.agcensus.usda.gov)



**2012 CENSUS OF AGRICULTURE**  
**RACE / ETHNICITY / GENDER PROFILE**



**Calhoun County - Illinois**  
**Farms with American Indian or Alaska**  
**Native Operators Compared with All**  
**Farms**

**Data are not available at this geographic level for farms with American Indian or Alaska Native Operators.**



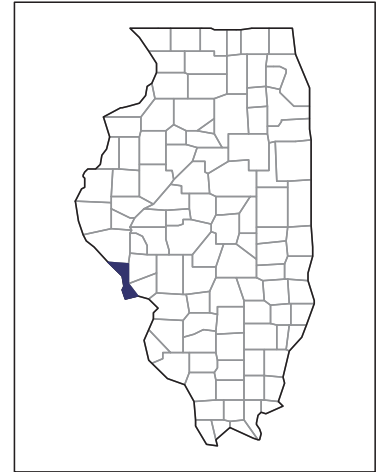
**US Department of Agriculture**  
National Agricultural Statistics Service

[www.agcensus.usda.gov](http://www.agcensus.usda.gov)



**2012 CENSUS OF AGRICULTURE**  
**RACE / ETHNICITY / GENDER PROFILE**

**Calhoun County - Illinois**  
**Farms with Asian Operators Compared**  
**with All Farms**



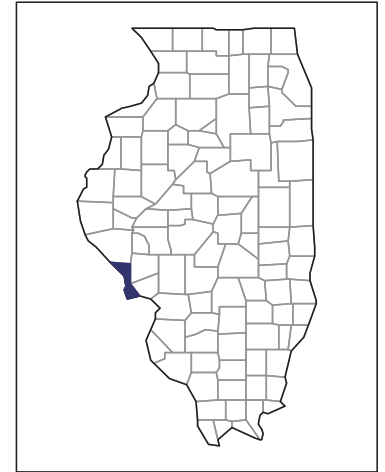
Data are not available at this geographic level for farms with Asian Operators.







**2012 CENSUS OF AGRICULTURE**  
**RACE / ETHNICITY / GENDER PROFILE**



**Calhoun County - Illinois**  
**Farms with Black or African American**  
**Operators Compared with All Farms**

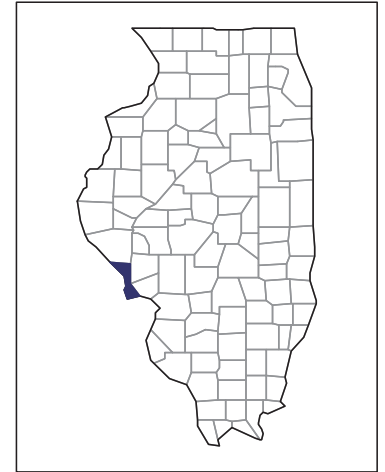
Data are not available at this geographic level for farms with Black or African American Operators.





**2012 CENSUS OF AGRICULTURE**  
**RACE / ETHNICITY / GENDER PROFILE**

**Calhoun County - Illinois**  
**Farms with Native Hawaiian or Other Pacific Islander Operators Compared with All Farms**



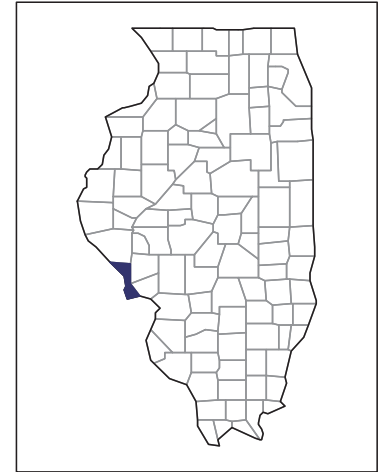
Data are not available at this geographic level for farms with Native Hawaiian or Other Pacific Islander Operators.





**2012 CENSUS OF AGRICULTURE**  
**RACE/ETHNICITY/GENDER PROFILE**

**Calhoun County - Illinois**  
**Farms with White Operators Compared**  
**with All Farms**



Data are not available at this geographic level for farms with White Operators.



