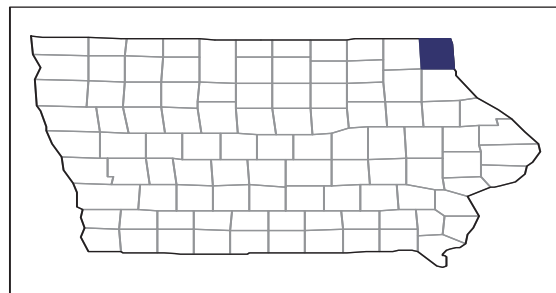


2012 CENSUS OF AGRICULTURE

RACE / ETHNICITY / GENDER PROFILE

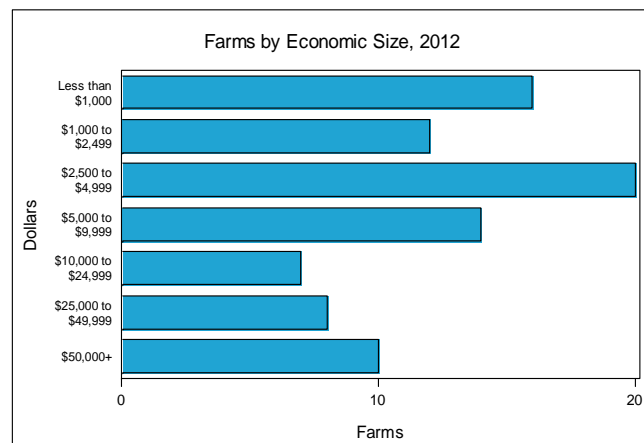
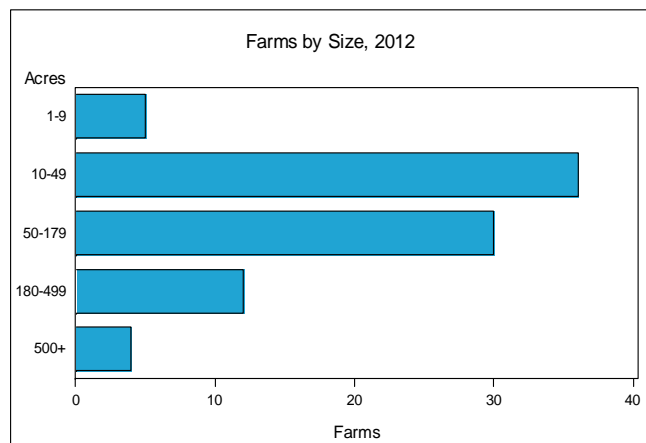


Allamakee County - Iowa Farms with Women Principal Operators Compared with All Farms

	Women Principal Operators	All Farms
Number of Farms	87	1,011
Land in Farms	9,468 acres	289,164 acres
Average Size of Farm	109 acres	286 acres
Market Value of Products Sold	\$2,101,000	\$220,599,000
Crop Sales	\$738,000	\$91,309,000
Livestock Sales	\$1,363,000	\$129,290,000
Average Per Farm	\$24,151	\$218,199
Government Payments	\$402,000	\$7,526,000
Average Per Farm Receiving Payments	\$5,430	\$9,003

See footnotes on reverse page.

Farms with Women Principal Operators



US Department of Agriculture
National Agricultural Statistics Service

www.agcensus.usda.gov

2012 CENSUS OF AGRICULTURE

RACE / ETHNICITY / GENDER PROFILE

Allamakee County - Iowa Farms with Women Principal Operators

Selected Highlights

Item	Farms	Quantity
MARKET VALUE OF AGRICULTURAL PRODUCTS SOLD (\$1,000)		
Total value of agricultural products sold	87	2,101
Value of crops including nursery and greenhouse	23	738
Value of livestock, poultry, and their products	23	1,363
VALUE OF SALES BY COMMODITY GROUP (\$1,000)		
Grains, oilseeds, dry beans, and dry peas	12	459
Tobacco	-	-
Cotton and cottonseed	-	-
Vegetables, melons, potatoes and sweet potatoes	3	(D)
Fruits, tree nuts, and berries	-	-
Nursery, greenhouse, floriculture, and sod	2	(D)
Cut Christmas trees and short rotation woody crops	-	-
Other crops and hay	14	112
Poultry and eggs	3	1
Cattle and calves	12	533
Milk from cows	3	803
Hogs and pigs	-	-
Sheep, goats, wool, mohair, and milk	3	6
Horses, ponies, mules, burros, and donkeys	7	18
Aquaculture	-	-
Other animals and other animal products	5	1
TOP CROP ITEMS (acres)		
Forage, all	25	691
Corn for grain	10	580
Corn for silage	6	266
Soybeans for beans	4	200
Oats for grain	7	69
TOP LIVESTOCK INVENTORY ITEMS (number)		
Cattle and calves	17	952
Horses and ponies	17	120
Layers	3	(D)
Sheep and lambs	3	57
Colonies of bees	3	6

Operator Characteristics

Item	Quantity
Primary occupation:	
Farming	17
Other	70
Days worked off farm:	
None	37
Any	50
Years on present farm:	
2 years or less	3
3 to 4 years	3
5 to 9 years	19
10 years or more	62
Age group:	
Under 35 years	6
35 to 44 years	6
45 to 64 years	39
65 years and over	36
Average age of principal operator (years)	60.5

Economic Characteristics

Item	Quantity
Farms by value of sales:	
Less than \$1,000	55
\$1,000 to \$2,499	5
\$2,500 to \$4,999	6
\$5,000 to \$9,999	3
\$10,000 to \$49,999	8
\$50,000 to \$99,999	4
\$100,000 to \$249,999	4
\$250,000 to \$499,999	1
\$500,000 or more	1
Total farm production expenses (\$1,000)	2,023
Average per farm (\$)	23,257
Net cash farm income of operation (\$1,000)	1,043
Average per farm (\$)	11,993
Value of agricultural products sold directly to individuals for human consumption (\$1,000)	3
Total organic product sales (\$1,000)	(D)
Total income from farm-related sources, gross before taxes and expenses (\$1,000)	564

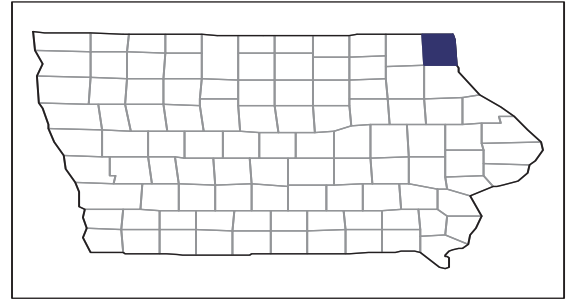
See "Census of Agriculture, Volume 1, Geographic Area Series" for complete footnotes, explanations, definitions, and methodology.

- Represents zero. (D) Withheld to avoid disclosing data for individual operations.



RACE / ETHNICITY / GENDER PROFILE

Allamakee County - Iowa Farms with Spanish, Hispanic, or Latino Operators Compared with All Farms



Data are not available at this geographic level for farms with Spanish, Hispanic, or Latino Operators.



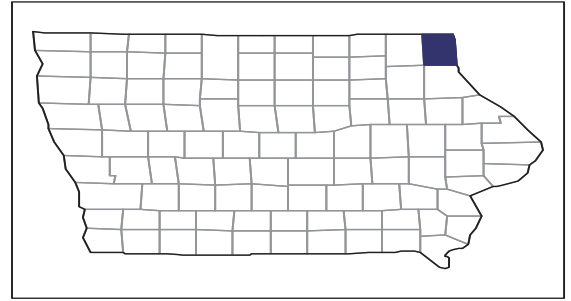
US Department of Agriculture
National Agricultural Statistics Service

www.agcensus.usda.gov



RACE / ETHNICITY / GENDER PROFILE

**Allamakee County - Iowa
Farms with American Indian or Alaska
Native Operators Compared with All
Farms**



Data are not available at this geographic level for farms with American Indian or Alaska Native Operators.



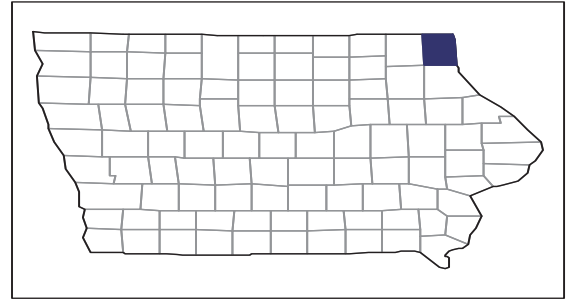
US Department of Agriculture
National Agricultural Statistics Service

www.agcensus.usda.gov



RACE / ETHNICITY / GENDER PROFILE

**Allamakee County - Iowa
Farms with Asian Operators Compared
with All Farms**



Data are not available at this geographic level for farms with Asian Operators.



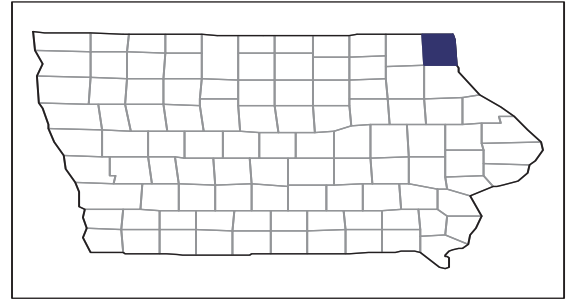
US Department of Agriculture
National Agricultural Statistics Service

www.agcensus.usda.gov



RACE / ETHNICITY / GENDER PROFILE

Allamakee County - Iowa Farms with Black or African American Operators Compared with All Farms



Data are not available at this geographic level for farms with Black or African American Operators.



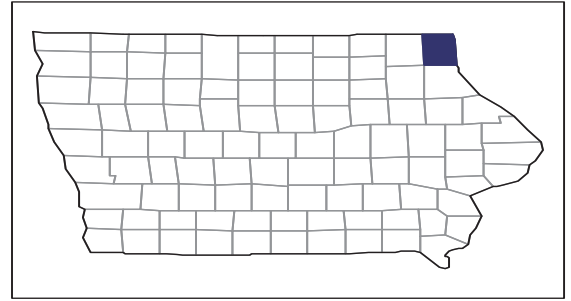
US Department of Agriculture
National Agricultural Statistics Service

www.agcensus.usda.gov



RACE / ETHNICITY / GENDER PROFILE

Allamakee County - Iowa Farms with Native Hawaiian or Other Pacific Islander Operators Compared with All Farms



Data are not available at this geographic level for farms with Native Hawaiian or Other Pacific Islander Operators.



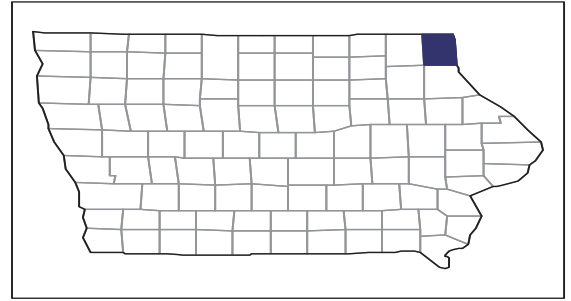
US Department of Agriculture
National Agricultural Statistics Service

www.agcensus.usda.gov



RACE / ETHNICITY / GENDER PROFILE

Allamakee County - Iowa Farms with White Operators Compared with All Farms



Data are not available at this geographic level for farms with White Operators.



US Department of Agriculture
National Agricultural Statistics Service

www.agcensus.usda.gov

