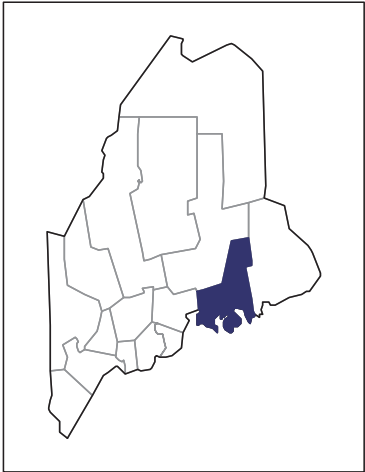


# 2012 CENSUS OF AGRICULTURE

## RACE / ETHNICITY / GENDER PROFILE

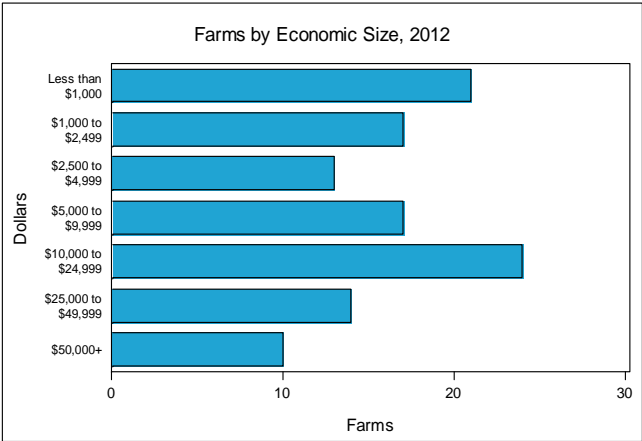
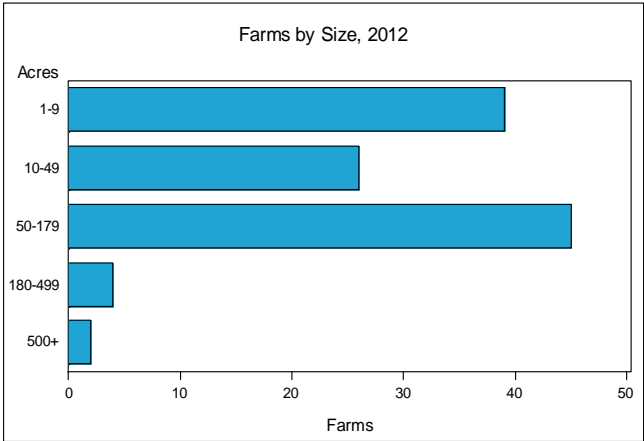


### Hancock County - Maine Farms with Women Principal Operators Compared with All Farms

	Women Principal Operators	All Farms
<b>Number of Farms</b>	116	404
<b>Land in Farms</b>	8,412 acres	53,365 acres
<b>Average Size of Farm</b>	73 acres	132 acres
<b>Market Value of Products Sold</b>	(D)	(D)
Crop Sales	\$1,523,000	\$10,114,000
Livestock Sales	(D)	(D)
Average Per Farm	(D)	(D)
<b>Government Payments</b>	\$57,000	\$187,000
Average Per Farm Receiving Payments	\$4,097	\$3,120

See footnotes on reverse page.

#### Farms with Women Principal Operators





**2012 CENSUS OF AGRICULTURE**  
**RACE / ETHNICITY / GENDER PROFILE**

## Hancock County - Maine Farms with Women Principal Operators

### Selected Highlights

Item	Farms	Quantity
<b>MARKET VALUE OF AGRICULTURAL PRODUCTS SOLD (\$1,000)</b>		
Total value of agricultural products sold	116	(D)
Value of crops including nursery and greenhouse	73	1,523
Value of livestock, poultry, and their products	62	(D)
<b>VALUE OF SALES BY COMMODITY GROUP (\$1,000)</b>		
Grains, oilseeds, dry beans, and dry peas	1	(D)
Tobacco	-	-
Cotton and cottonseed	-	-
Vegetables, melons, potatoes and sweet potatoes	39	(D)
Fruits, tree nuts, and berries	31	(D)
Nursery, greenhouse, floriculture, and sod	34	(D)
Cut Christmas trees and short rotation woody crops	1	(D)
Other crops and hay	14	111
Poultry and eggs	49	32
Cattle and calves	12	(D)
Milk from cows	7	20
Hogs and pigs	14	20
Sheep, goats, wool, mohair, and milk	15	(D)
Horses, ponies, mules, burros, and donkeys	17	163
Aquaculture	1	(D)
Other animals and other animal products	13	10
<b>TOP CROP ITEMS (acres)</b>		
Forage, all	12	579
Land in Berries	32	509
Blueberries, wild	17	503
Vegetables harvested, all	39	(D)
Cut Christmas trees	1	(D)
<b>TOP LIVESTOCK INVENTORY ITEMS (number)</b>		
Layers	35	869
Broilers and other meat-type chickens	14	820
Goats, all	12	237
Horses and ponies	31	130
Sheep and lambs	11	110

### Operator Characteristics

Item	Quantity
Primary occupation:	
Farming	80
Other	36
Days worked off farm:	
None	49
Any	67
Years on present farm:	
2 years or less	12
3 to 4 years	13
5 to 9 years	25
10 years or more	66
Age group:	
Under 35 years	18
35 to 44 years	5
45 to 64 years	59
65 years and over	34
Average age of principal operator (years)	53.4

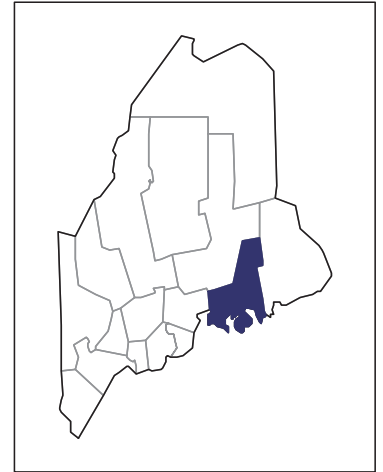
### Economic Characteristics

Item	Quantity
Farms by value of sales:	
Less than \$1,000	21
\$1,000 to \$2,499	20
\$2,500 to \$4,999	10
\$5,000 to \$9,999	17
\$10,000 to \$49,999	38
\$50,000 to \$99,999	6
\$100,000 to \$249,999	2
\$250,000 to \$499,999	2
\$500,000 or more	-
Total farm production expenses (\$1,000)	2,869
Average per farm (\$)	24,735
Net cash farm income of operation (\$1,000)	-422
Average per farm (\$)	-3,635
Value of agricultural products sold directly to individuals for human consumption (\$1,000)	478
Total organic product sales (\$1,000)	517
Total income from farm-related sources, gross before taxes and expenses (\$1,000)	229

See "Census of Agriculture, Volume 1, Geographic Area Series" for complete footnotes, explanations, definitions, and methodology.  
 - Represents zero. (D) Withheld to avoid disclosing data for individual operations.

**2012 CENSUS OF AGRICULTURE**  
**RACE / ETHNICITY / GENDER PROFILE**

**Hancock County - Maine  
Farms with Spanish, Hispanic, or  
Latino Operators Compared with All  
Farms**



Data are not available at this geographic level for farms with Spanish, Hispanic, or Latino Operators.



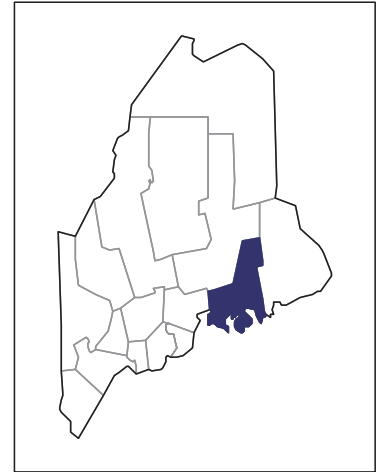
US Department of Agriculture  
National Agricultural Statistics Service

[www.agcensus.usda.gov](http://www.agcensus.usda.gov)



**2012 CENSUS OF AGRICULTURE**  
**RACE / ETHNICITY / GENDER PROFILE**

**Hancock County - Maine  
Farms with American Indian or Alaska  
Native Operators Compared with All  
Farms**



Data are not available at this geographic level for farms with American Indian or Alaska Native Operators.



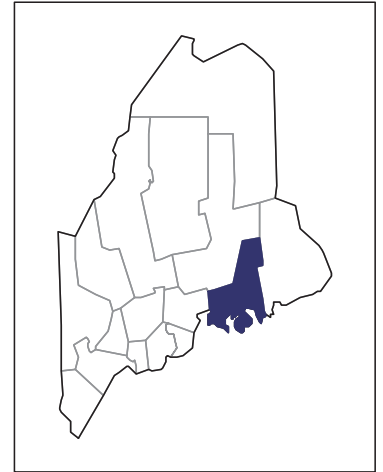
US Department of Agriculture  
National Agricultural Statistics Service

[www.agcensus.usda.gov](http://www.agcensus.usda.gov)



**2012 CENSUS OF AGRICULTURE**  
**RACE / ETHNICITY / GENDER PROFILE**

**Hancock County - Maine**  
**Farms with Asian Operators Compared**  
**with All Farms**



Data are not available at this geographic level for farms with Asian Operators.



US Department of Agriculture  
National Agricultural Statistics Service

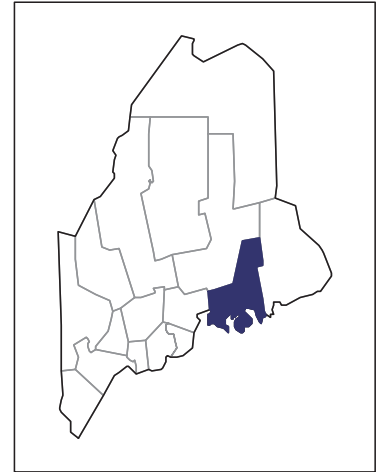
[www.agcensus.usda.gov](http://www.agcensus.usda.gov)





**2012 CENSUS OF AGRICULTURE**  
**RACE / ETHNICITY / GENDER PROFILE**

**Hancock County - Maine**  
**Farms with Black or African American**  
**Operators Compared with All Farms**



Data are not available at this geographic level for farms with Black or African American Operators.



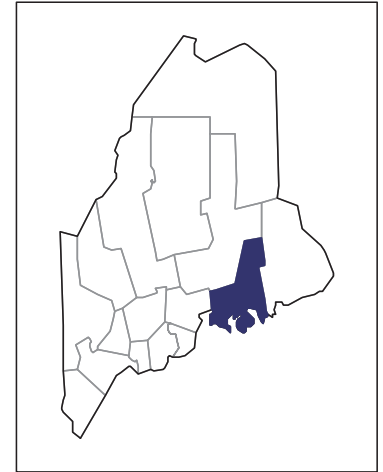
US Department of Agriculture  
National Agricultural Statistics Service

[www.agcensus.usda.gov](http://www.agcensus.usda.gov)



**2012 CENSUS OF AGRICULTURE**  
**RACE / ETHNICITY / GENDER PROFILE**

**Hancock County - Maine  
Farms with Native Hawaiian or Other  
Pacific Islander Operators Compared  
with All Farms**

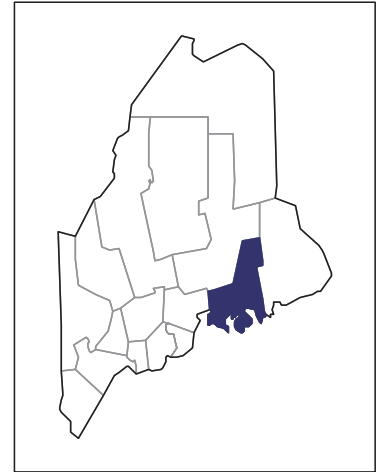


Data are not available at this geographic level for farms with Native Hawaiian or Other Pacific Islander Operators.



**2012 CENSUS OF AGRICULTURE**  
**RACE/ETHNICITY/GENDER PROFILE**

**Hancock County - Maine**  
**Farms with White Operators Compared**  
**with All Farms**



Data are not available at this geographic level for farms with White Operators.

