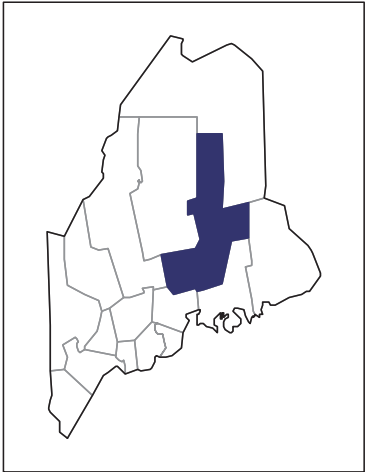


2012 CENSUS OF AGRICULTURE

RACE / ETHNICITY / GENDER PROFILE

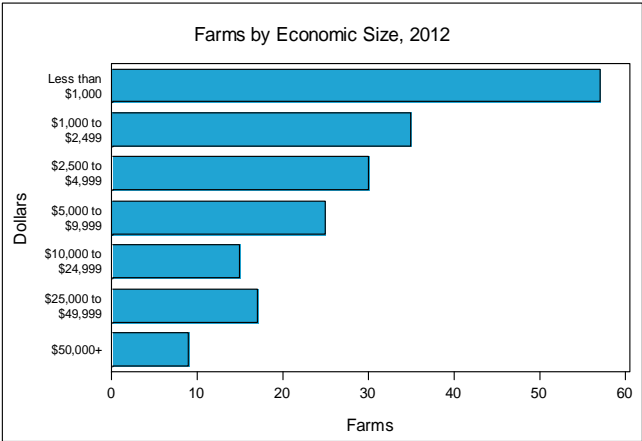
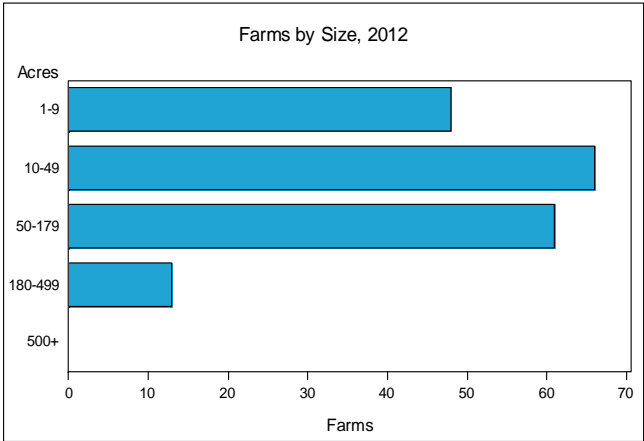



Penobscot County - Maine Farms with Women Principal Operators Compared with All Farms

	Women Principal Operators	All Farms
Number of Farms	188	677
Land in Farms	11,097 acres	112,949 acres
Average Size of Farm	59 acres	167 acres
Market Value of Products Sold	\$2,916,000	\$50,155,000
Crop Sales	\$1,358,000	\$16,188,000
Livestock Sales	\$1,558,000	\$33,967,000
Average Per Farm	\$15,511	\$74,084
Government Payments	\$13,000	\$1,044,000
Average Per Farm Receiving Payments	\$1,453	\$11,597

See footnotes on reverse page.

Farms with Women Principal Operators





2012 CENSUS OF AGRICULTURE
RACE / ETHNICITY / GENDER PROFILE

Penobscot County - Maine Farms with Women Principal Operators

Selected Highlights

Item	Farms	Quantity
MARKET VALUE OF AGRICULTURAL PRODUCTS SOLD (\$1,000)		
Total value of agricultural products sold	188	2,916
Value of crops including nursery and greenhouse	93	1,358
Value of livestock, poultry, and their products	101	1,558
VALUE OF SALES BY COMMODITY GROUP (\$1,000)		
Grains, oilseeds, dry beans, and dry peas	2	(D)
Tobacco	-	-
Cotton and cottonseed	-	-
Vegetables, melons, potatoes and sweet potatoes	34	158
Fruits, tree nuts, and berries	26	261
Nursery, greenhouse, floriculture, and sod	30	(D)
Cut Christmas trees and short rotation woody crops	-	-
Other crops and hay	39	187
Poultry and eggs	50	(D)
Cattle and calves	27	121
Milk from cows	2	(D)
Hogs and pigs	19	26
Sheep, goats, wool, mohair, and milk	29	(D)
Horses, ponies, mules, burros, and donkeys	15	41
Aquaculture	1	(D)
Other animals and other animal products	10	13
TOP CROP ITEMS (acres)		
Forage, all	46	1,636
Land in Berries	24	153
Blueberries, wild	7	136
Apples	4	78
Vegetables harvested, all	33	57
TOP LIVESTOCK INVENTORY ITEMS (number)		
Goats, all	18	1,479
Layers	64	1,221
Horses and ponies	67	552
Cattle and calves	28	546
Ducks	9	477

Operator Characteristics

Item	Quantity
Primary occupation:	
Farming	91
Other	97
Days worked off farm:	
None	90
Any	98
Years on present farm:	
2 years or less	11
3 to 4 years	13
5 to 9 years	50
10 years or more	114
Age group:	
Under 35 years	27
35 to 44 years	24
45 to 64 years	119
65 years and over	18
Average age of principal operator (years)	49.8

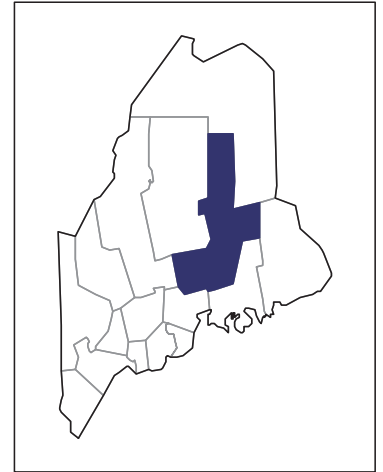
Economic Characteristics

Item	Quantity
Farms by value of sales:	
Less than \$1,000	57
\$1,000 to \$2,499	35
\$2,500 to \$4,999	30
\$5,000 to \$9,999	25
\$10,000 to \$49,999	32
\$50,000 to \$99,999	3
\$100,000 to \$249,999	4
\$250,000 to \$499,999	1
\$500,000 or more	1
Total farm production expenses (\$1,000)	3,805
Average per farm (\$)	20,238
Net cash farm income of operation (\$1,000)	-406
Average per farm (\$)	-2,158
Value of agricultural products sold directly to individuals for human consumption (\$1,000)	250
Total organic product sales (\$1,000)	49
Total income from farm-related sources, gross before taxes and expenses (\$1,000)	470

See "Census of Agriculture, Volume 1, Geographic Area Series" for complete footnotes, explanations, definitions, and methodology.
 - Represents zero. (D) Withheld to avoid disclosing data for individual operations.

2012 CENSUS OF AGRICULTURE
RACE / ETHNICITY / GENDER PROFILE

**Penobscot County - Maine
Farms with Spanish, Hispanic, or
Latino Operators Compared with All
Farms**



Data are not available at this geographic level for farms with Spanish, Hispanic, or Latino Operators.

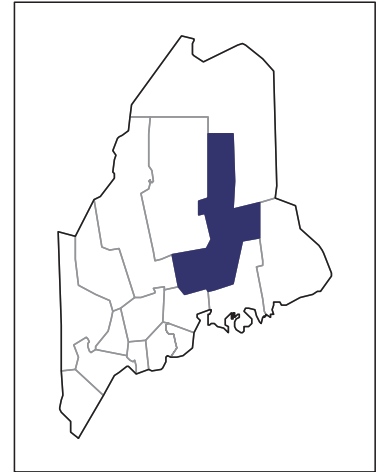


US Department of Agriculture
National Agricultural Statistics Service

www.agcensus.usda.gov

2012 CENSUS OF AGRICULTURE
RACE / ETHNICITY / GENDER PROFILE

**Penobscot County - Maine
Farms with American Indian or Alaska
Native Operators Compared with All
Farms**



Data are not available at this geographic level for farms with American Indian or Alaska Native Operators.

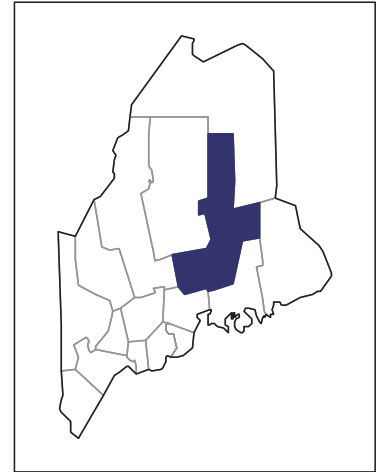


US Department of Agriculture
National Agricultural Statistics Service

www.agcensus.usda.gov

2012 CENSUS OF AGRICULTURE
RACE / ETHNICITY / GENDER PROFILE

Penobscot County - Maine
Farms with Asian Operators Compared
with All Farms

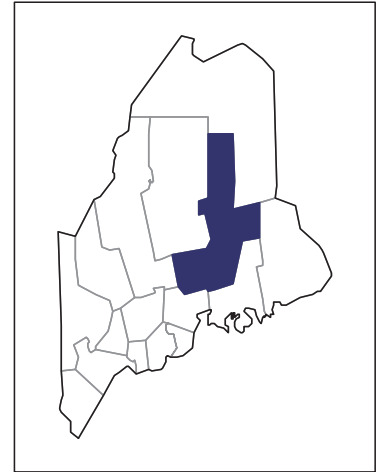


Data are not available at this geographic level for farms with Asian Operators.



2012 CENSUS OF AGRICULTURE
RACE / ETHNICITY / GENDER PROFILE

Penobscot County - Maine
Farms with Black or African American
Operators Compared with All Farms

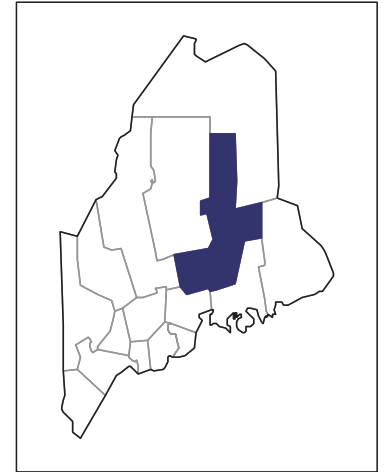


Data are not available at this geographic level for farms with Black or African American Operators.



2012 CENSUS OF AGRICULTURE
RACE / ETHNICITY / GENDER PROFILE

**Penobscot County - Maine
Farms with Native Hawaiian or Other
Pacific Islander Operators Compared
with All Farms**



Data are not available at this geographic level for farms with Native Hawaiian or Other Pacific Islander Operators.

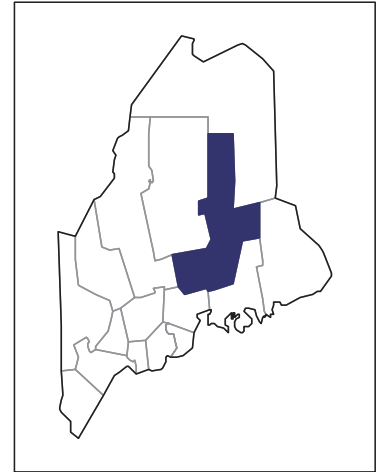


US Department of Agriculture
National Agricultural Statistics Service

www.agcensus.usda.gov

2012 CENSUS OF AGRICULTURE
RACE / ETHNICITY / GENDER PROFILE

Penobscot County - Maine
Farms with White Operators Compared
with All Farms



Data are not available at this geographic level for farms with White Operators.



US Department of Agriculture
National Agricultural Statistics Service

www.agcensus.usda.gov

