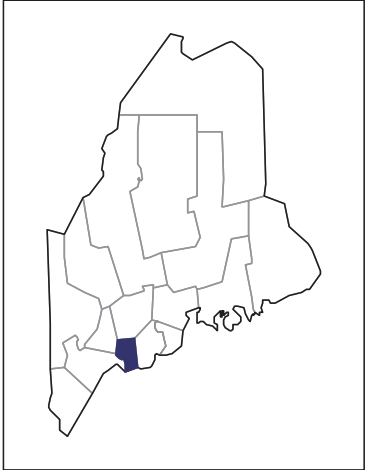


2012 CENSUS OF AGRICULTURE

RACE / ETHNICITY / GENDER PROFILE

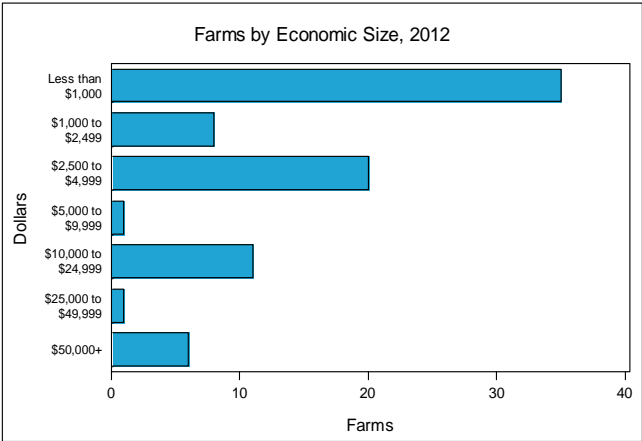
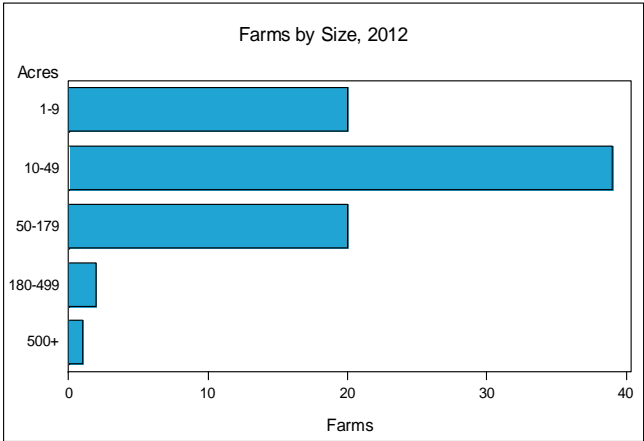



Sagadahoc County - Maine Farms with Women Principal Operators Compared with All Farms

	Women Principal Operators	All Farms
Number of Farms	82	229
Land in Farms	4,240 acres	20,090 acres
Average Size of Farm	52 acres	88 acres
Market Value of Products Sold	\$5,124,000	(D)
Crop Sales	\$4,991,000	\$6,858,000
Livestock Sales	\$134,000	(D)
Average Per Farm	\$62,493	(D)
Government Payments	\$37,000	\$139,000
Average Per Farm Receiving Payments	\$6,246	\$8,169

See footnotes on reverse page.

Farms with Women Principal Operators





2012 CENSUS OF AGRICULTURE
RACE / ETHNICITY / GENDER PROFILE

Sagadahoc County - Maine Farms with Women Principal Operators

Selected Highlights

Item	Farms	Quantity
MARKET VALUE OF AGRICULTURAL PRODUCTS SOLD (\$1,000)		
Total value of agricultural products sold	82	5,124
Value of crops including nursery and greenhouse	29	4,991
Value of livestock, poultry, and their products	30	134
VALUE OF SALES BY COMMODITY GROUP (\$1,000)		
Grains, oilseeds, dry beans, and dry peas	-	-
Tobacco	-	-
Cotton and cottonseed	-	-
Vegetables, melons, potatoes and sweet potatoes	11	(D)
Fruits, tree nuts, and berries	9	63
Nursery, greenhouse, floriculture, and sod	8	(D)
Cut Christmas trees and short rotation woody crops	1	(D)
Other crops and hay	15	53
Poultry and eggs	4	(D)
Cattle and calves	2	(D)
Milk from cows	-	-
Hogs and pigs	4	(D)
Sheep, goats, wool, mohair, and milk	8	14
Horses, ponies, mules, burros, and donkeys	17	75
Aquaculture	-	-
Other animals and other animal products	5	33
TOP CROP ITEMS (acres)		
Forage, all	15	560
Vegetables harvested, all	11	44
Land in Berries	9	12
Blackberries	3	(D)
Radishes	6	5
TOP LIVESTOCK INVENTORY ITEMS (number)		
Layers	27	322
Sheep and lambs	12	230
Horses and ponies	27	188
Goats, all	21	131
Alpacas	7	(D)

Operator Characteristics

Item	Quantity
Primary occupation:	
Farming	45
Other	37
Days worked off farm:	
None	35
Any	47
Years on present farm:	
2 years or less	5
3 to 4 years	1
5 to 9 years	19
10 years or more	57
Age group:	
Under 35 years	7
35 to 44 years	25
45 to 64 years	37
65 years and over	13
Average age of principal operator (years)	51.2

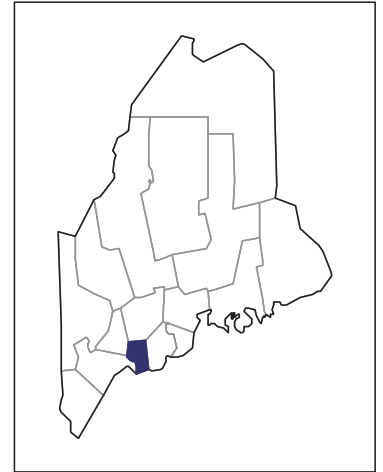
Economic Characteristics

Item	Quantity
Farms by value of sales:	
Less than \$1,000	35
\$1,000 to \$2,499	8
\$2,500 to \$4,999	20
\$5,000 to \$9,999	1
\$10,000 to \$49,999	12
\$50,000 to \$99,999	-
\$100,000 to \$249,999	-
\$250,000 to \$499,999	-
\$500,000 or more	6
Total farm production expenses (\$1,000)	3,783
Average per farm (\$)	46,133
Net cash farm income of operation (\$1,000)	1,484
Average per farm (\$)	18,092
Value of agricultural products sold directly to individuals for human consumption (\$1,000)	411
Total organic product sales (\$1,000)	2,432
Total income from farm-related sources, gross before taxes and expenses (\$1,000)	105

See "Census of Agriculture, Volume 1, Geographic Area Series" for complete footnotes, explanations, definitions, and methodology.
 - Represents zero. (D) Withheld to avoid disclosing data for individual operations.

2012 CENSUS OF AGRICULTURE
RACE / ETHNICITY / GENDER PROFILE

**Sagadahoc County - Maine
Farms with Spanish, Hispanic, or
Latino Operators Compared with All
Farms**



Data are not available at this geographic level for farms with Spanish, Hispanic, or Latino Operators.

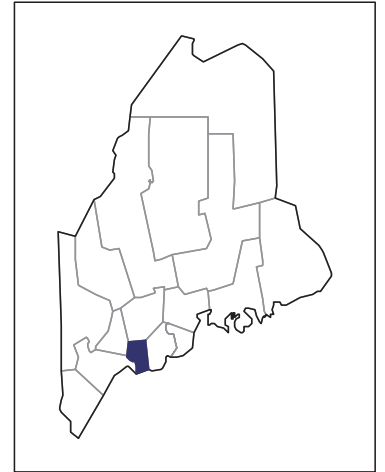


US Department of Agriculture
National Agricultural Statistics Service

www.agcensus.usda.gov

2012 CENSUS OF AGRICULTURE
RACE / ETHNICITY / GENDER PROFILE

Sagadahoc County - Maine
Farms with American Indian or Alaska
Native Operators Compared with All
Farms



Data are not available at this geographic level for farms with American Indian or Alaska Native Operators.

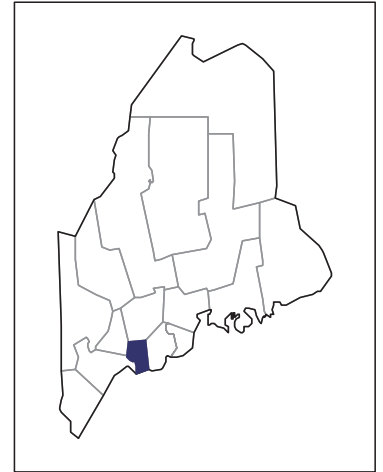


US Department of Agriculture
National Agricultural Statistics Service

www.agcensus.usda.gov

2012 CENSUS OF AGRICULTURE
RACE / ETHNICITY / GENDER PROFILE

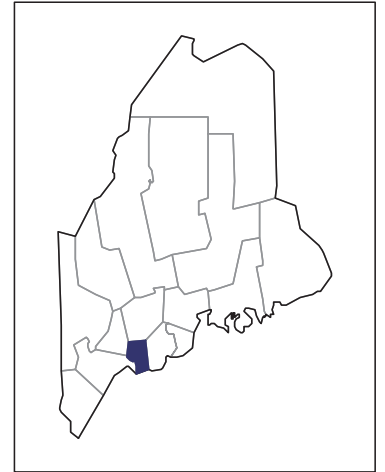
Sagadahoc County - Maine
Farms with Asian Operators Compared
with All Farms



Data are not available at this geographic level for farms with Asian Operators.

2012 CENSUS OF AGRICULTURE
RACE / ETHNICITY / GENDER PROFILE

Sagadahoc County - Maine
Farms with Black or African American
Operators Compared with All Farms



Data are not available at this geographic level for farms with Black or African American Operators.

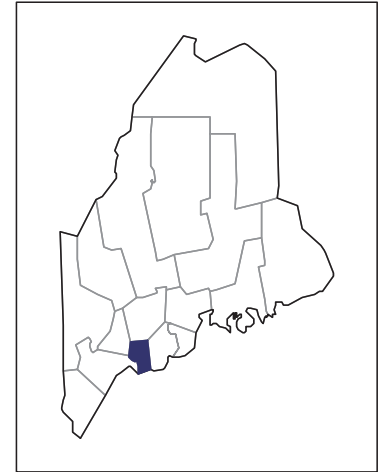


US Department of Agriculture
National Agricultural Statistics Service

www.agcensus.usda.gov

2012 CENSUS OF AGRICULTURE
RACE / ETHNICITY / GENDER PROFILE

Sagadahoc County - Maine
Farms with Native Hawaiian or Other Pacific Islander Operators Compared with All Farms



Data are not available at this geographic level for farms with Native Hawaiian or Other Pacific Islander Operators.

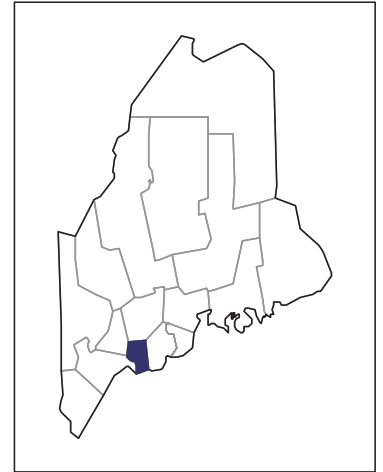


US Department of Agriculture
National Agricultural Statistics Service

www.agcensus.usda.gov

2012 CENSUS OF AGRICULTURE
RACE/ETHNICITY/GENDER PROFILE

Sagadahoc County - Maine
Farms with White Operators Compared
with All Farms



Data are not available at this geographic level for farms with White Operators.



