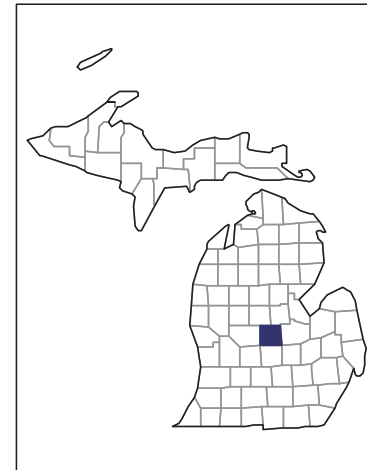


2012 CENSUS OF AGRICULTURE

RACE / ETHNICITY / GENDER PROFILE

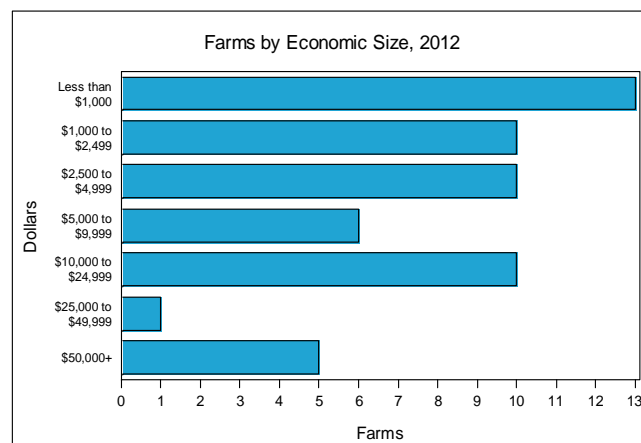
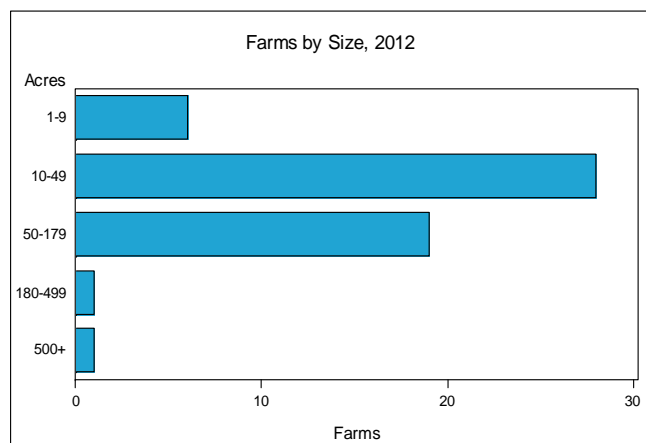
Gratiot County - Michigan Farms with Women Principal Operators Compared with All Farms



	Women Principal Operators	All Farms
Number of Farms	55	878
Land in Farms	3,677 acres	289,376 acres
Average Size of Farm	67 acres	330 acres
Market Value of Products Sold	\$2,850,000	\$345,033,000
Crop Sales	\$1,999,000	\$199,091,000
Livestock Sales	\$850,000	\$145,942,000
Average Per Farm	\$51,817	\$392,976
Government Payments	\$96,000	\$4,522,000
Average Per Farm Receiving Payments	\$3,111	\$7,512

See footnotes on reverse page.

Farms with Women Principal Operators



US Department of Agriculture
National Agricultural Statistics Service

www.agcensus.usda.gov

2012 CENSUS OF AGRICULTURE

RACE / ETHNICITY / GENDER PROFILE

Gratiot County - Michigan Farms with Women Principal Operators

Selected Highlights

Item	Farms	Quantity
MARKET VALUE OF AGRICULTURAL PRODUCTS SOLD (\$1,000)		
Total value of agricultural products sold	55	2,850
Value of crops including nursery and greenhouse	20	1,999
Value of livestock, poultry, and their products	20	850
VALUE OF SALES BY COMMODITY GROUP (\$1,000)		
Grains, oilseeds, dry beans, and dry peas	11	1,095
Tobacco	-	-
Cotton and cottonseed	-	-
Vegetables, melons, potatoes and sweet potatoes	1	(D)
Fruits, tree nuts, and berries	-	-
Nursery, greenhouse, floriculture, and sod	4	(D)
Cut Christmas trees and short rotation woody crops	-	-
Other crops and hay	8	(D)
Poultry and eggs	10	4
Cattle and calves	4	(D)
Milk from cows	-	-
Hogs and pigs	2	(D)
Sheep, goats, wool, mohair, and milk	5	17
Horses, ponies, mules, burros, and donkeys	4	807
Aquaculture	-	-
Other animals and other animal products	5	3
TOP CROP ITEMS (acres)		
Soybeans for beans	9	789
Corn for grain	4	(D)
Forage, all	9	226
Sugarbeets for sugar	1	(D)
Vegetables harvested, all	1	(D)
TOP LIVESTOCK INVENTORY ITEMS (number)		
Alpacas	4	(D)
Horses and ponies	7	158
Layers	8	134
Sheep and lambs	8	104
Rabbits, live	1	(D)

Operator Characteristics

Item	Quantity
Primary occupation:	
Farming	19
Other	36
Days worked off farm:	
None	28
Any	27
Years on present farm:	
2 years or less	4
3 to 4 years	1
5 to 9 years	11
10 years or more	39
Age group:	
Under 35 years	5
35 to 44 years	3
45 to 64 years	22
65 years and over	25
Average age of principal operator (years)	61.8

Economic Characteristics

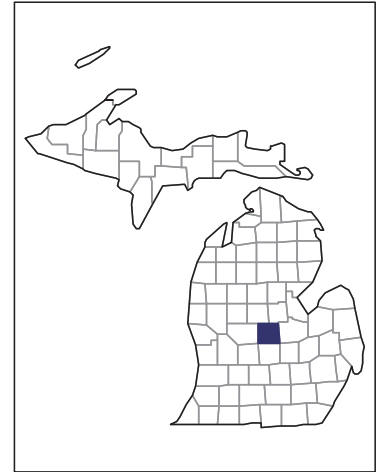
Item	Quantity
Farms by value of sales:	
Less than \$1,000	28
\$1,000 to \$2,499	5
\$2,500 to \$4,999	1
\$5,000 to \$9,999	5
\$10,000 to \$49,999	11
\$50,000 to \$99,999	1
\$100,000 to \$249,999	1
\$250,000 to \$499,999	2
\$500,000 or more	1
Total farm production expenses (\$1,000)	1,947
Average per farm (\$)	35,404
Net cash farm income of operation (\$1,000)	1,215
Average per farm (\$)	22,084
Value of agricultural products sold directly to individuals for human consumption (\$1,000)	1
Total organic product sales (\$1,000)	-
Total income from farm-related sources, gross before taxes and expenses (\$1,000)	215

See "Census of Agriculture, Volume 1, Geographic Area Series" for complete footnotes, explanations, definitions, and methodology.

- Represents zero. (D) Withheld to avoid disclosing data for individual operations.

2012 CENSUS OF AGRICULTURE
RACE / ETHNICITY / GENDER PROFILE

Gratiot County - Michigan
Farms with Spanish, Hispanic, or
Latino Operators Compared with All
Farms



Data are not available at this geographic level for farms with Spanish, Hispanic, or Latino Operators.

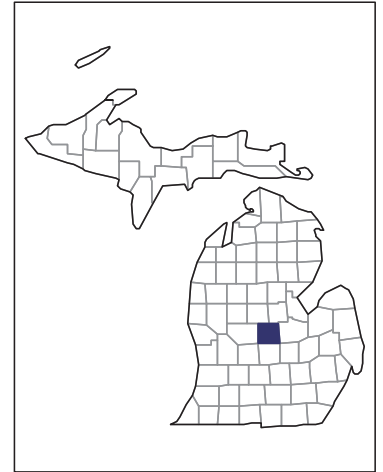


US Department of Agriculture
National Agricultural Statistics Service

www.agcensus.usda.gov

2012 CENSUS OF AGRICULTURE
RACE / ETHNICITY / GENDER PROFILE

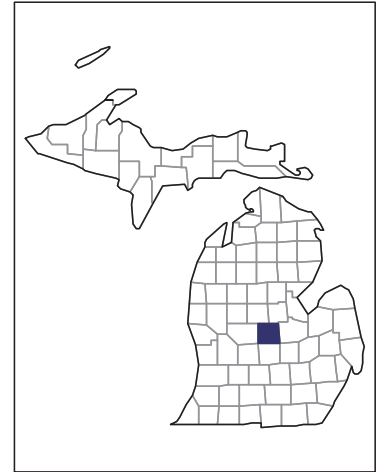
**Gratiot County - Michigan
Farms with American Indian or Alaska
Native Operators Compared with All
Farms**



Data are not available at this geographic level for farms with American Indian or Alaska Native Operators.



Gratiot County - Michigan Farms with Asian Operators Compared with All Farms



Data are not available at this geographic level for farms with Asian Operators.

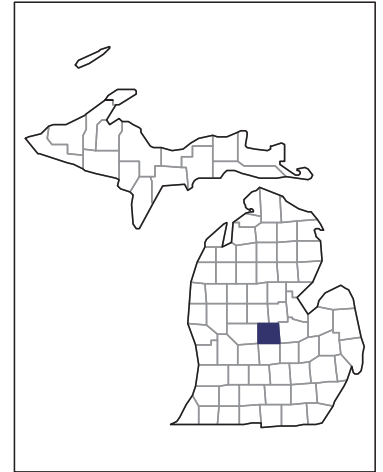


US Department of Agriculture
National Agricultural Statistics Service

www.agcensus.usda.gov

2012 CENSUS OF AGRICULTURE
RACE / ETHNICITY / GENDER PROFILE

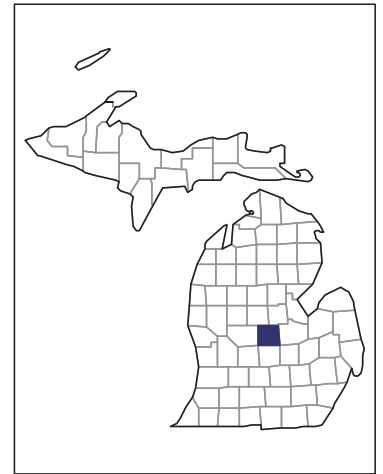
Gratiot County - Michigan
Farms with Black or African American
Operators Compared with All Farms



Data are not available at this geographic level for farms with Black or African American Operators.

2012 CENSUS OF AGRICULTURE
RACE / ETHNICITY / GENDER PROFILE

Gratiot County - Michigan
Farms with Native Hawaiian or Other
Pacific Islander Operators Compared
with All Farms



Data are not available at this geographic level for farms with Native Hawaiian or Other Pacific Islander Operators.

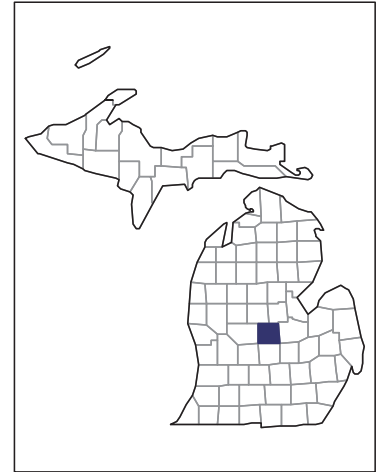


US Department of Agriculture
National Agricultural Statistics Service

www.agcensus.usda.gov



Gratiot County - Michigan Farms with White Operators Compared with All Farms



Data are not available at this geographic level for farms with White Operators.



US Department of Agriculture
National Agricultural Statistics Service

www.agcensus.usda.gov

