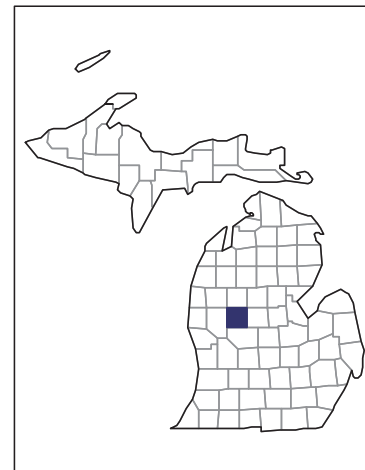


# 2012 CENSUS OF AGRICULTURE

## RACE / ETHNICITY / GENDER PROFILE

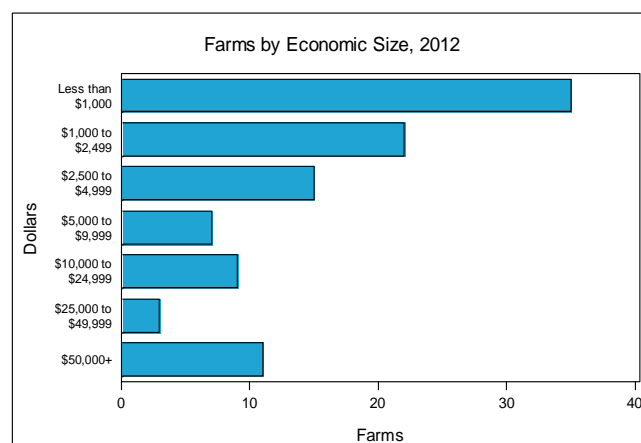
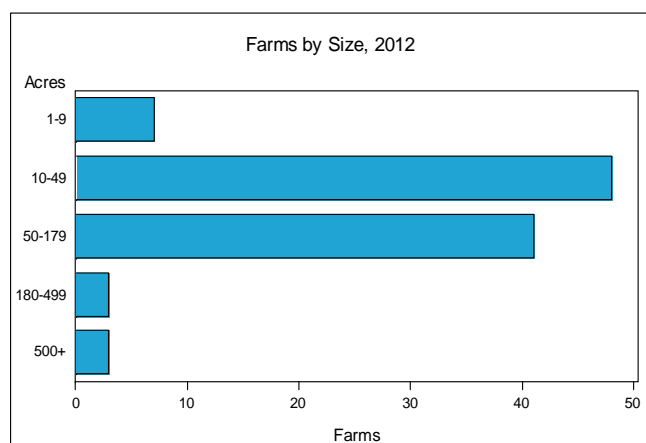
### Mecosta County - Michigan Farms with Women Principal Operators Compared with All Farms



	Women Principal Operators	All Farms
Number of Farms	102	779
Land in Farms	10,247 acres	123,005 acres
Average Size of Farm	100 acres	158 acres
Market Value of Products Sold	\$4,111,000	\$113,257,000
Crop Sales	(D)	\$45,979,000
Livestock Sales	(D)	\$67,278,000
Average Per Farm	\$40,306	\$145,388
Government Payments	\$89,000	\$904,000
Average Per Farm Receiving Payments	\$3,280	\$3,184

See footnotes on reverse page.

#### Farms with Women Principal Operators



US Department of Agriculture  
National Agricultural Statistics Service

[www.agcensus.usda.gov](http://www.agcensus.usda.gov)

# 2012 CENSUS OF AGRICULTURE

## RACE / ETHNICITY / GENDER PROFILE

### Mecosta County - Michigan

### Farms with Women Principal Operators

#### Selected Highlights

Item	Farms	Quantity
<b>MARKET VALUE OF AGRICULTURAL PRODUCTS SOLD (\$1,000)</b>		
Total value of agricultural products sold	102	4,111
Value of crops including nursery and greenhouse	40	(D)
Value of livestock, poultry, and their products	36	(D)
<b>VALUE OF SALES BY COMMODITY GROUP (\$1,000)</b>		
Grains, oilseeds, dry beans, and dry peas	6	(D)
Tobacco	-	-
Cotton and cottonseed	-	-
Vegetables, melons, potatoes and sweet potatoes	7	(D)
Fruits, tree nuts, and berries	1	(D)
Nursery, greenhouse, floriculture, and sod	4	26
Cut Christmas trees and short rotation woody crops	-	-
Other crops and hay	29	(D)
Poultry and eggs	3	2
Cattle and calves	13	(D)
Milk from cows	2	(D)
Hogs and pigs	4	12
Sheep, goats, wool, mohair, and milk	6	30
Horses, ponies, mules, burros, and donkeys	14	626
Aquaculture	-	-
Other animals and other animal products	2	(D)
<b>TOP CROP ITEMS (acres)</b>		
Forage, all	43	2,241
Corn for grain	5	1,302
Dry edible beans, excluding limas	1	(D)
Corn for silage	1	(D)
Winter wheat for grain	1	(D)
<b>TOP LIVESTOCK INVENTORY ITEMS (number)</b>		
Cattle and calves	20	788
Horses and ponies	49	420
Layers	10	213
Broilers and other meat-type chickens	2	(D)
Goats, all	16	116

#### Operator Characteristics

Item	Quantity
Primary occupation:	
Farming	37
Other	65
Days worked off farm:	
None	51
Any	51
Years on present farm:	
2 years or less	8
3 to 4 years	7
5 to 9 years	13
10 years or more	74
Age group:	
Under 35 years	4
35 to 44 years	9
45 to 64 years	54
65 years and over	35
Average age of principal operator (years)	60.1

#### Economic Characteristics

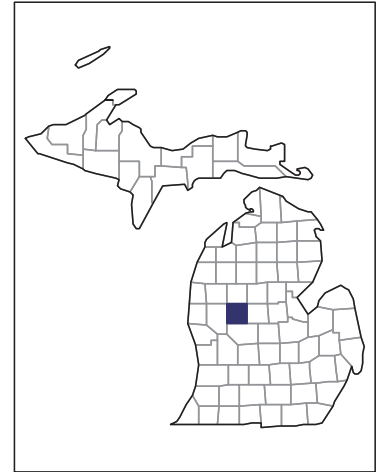
Item	Quantity
Farms by value of sales:	
Less than \$1,000	40
\$1,000 to \$2,499	19
\$2,500 to \$4,999	14
\$5,000 to \$9,999	6
\$10,000 to \$49,999	14
\$50,000 to \$99,999	-
\$100,000 to \$249,999	5
\$250,000 to \$499,999	2
\$500,000 or more	2
Total farm production expenses (\$1,000)	4,450
Average per farm (\$)	43,623
Net cash farm income of operation (\$1,000)	225
Average per farm (\$)	2,208
Value of agricultural products sold directly to individuals for human consumption (\$1,000)	167
Total organic product sales (\$1,000)	-
Total income from farm-related sources, gross before taxes and expenses (\$1,000)	475

See "Census of Agriculture, Volume 1, Geographic Area Series" for complete footnotes, explanations, definitions, and methodology.

- Represents zero. (D) Withheld to avoid disclosing data for individual operations.



## **Mecosta County - Michigan Farms with Spanish, Hispanic, or Latino Operators Compared with All Farms**



**Data are not available at this geographic level for farms with Spanish, Hispanic, or Latino Operators.**



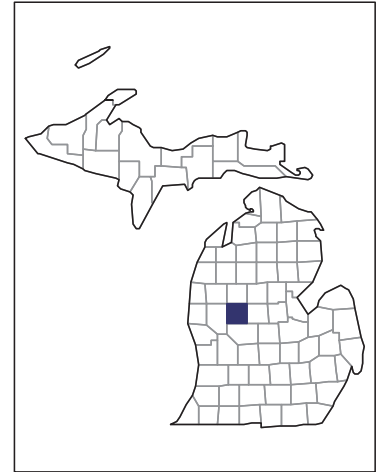
**US Department of Agriculture**  
National Agricultural Statistics Service

[www.agcensus.usda.gov](http://www.agcensus.usda.gov)



**2012 CENSUS OF AGRICULTURE**  
**RACE / ETHNICITY / GENDER PROFILE**

**Mecosta County - Michigan**  
**Farms with American Indian or Alaska**  
**Native Operators Compared with All**  
**Farms**

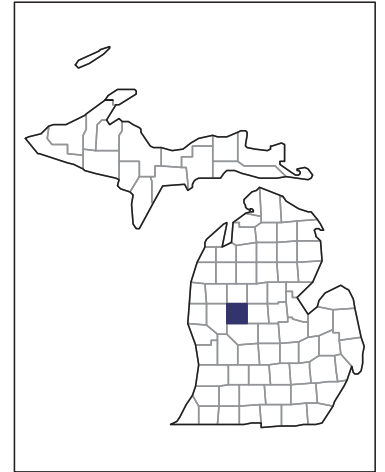


Data are not available at this geographic level for farms with American Indian or Alaska Native Operators.





## Mecosta County - Michigan Farms with Asian Operators Compared with All Farms



Data are not available at this geographic level for farms with Asian Operators.



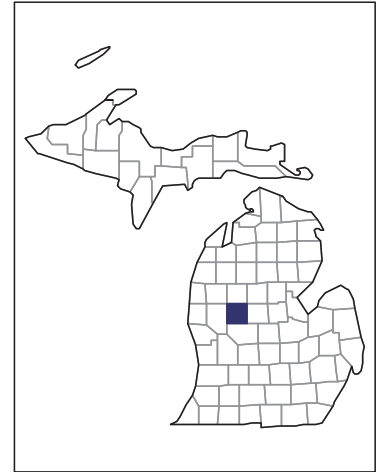
US Department of Agriculture  
National Agricultural Statistics Service

[www.agcensus.usda.gov](http://www.agcensus.usda.gov)



**2012 CENSUS OF AGRICULTURE**  
**RACE / ETHNICITY / GENDER PROFILE**

**Mecosta County - Michigan**  
**Farms with Black or African American**  
**Operators Compared with All Farms**



Data are not available at this geographic level for farms with Black or African American Operators.



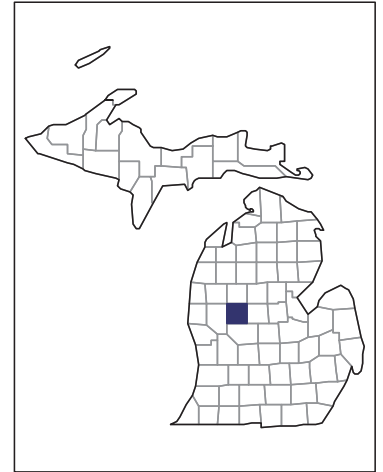
US Department of Agriculture  
National Agricultural Statistics Service

[www.agcensus.usda.gov](http://www.agcensus.usda.gov)



**2012 CENSUS OF AGRICULTURE**  
**RACE / ETHNICITY / GENDER PROFILE**

**Mecosta County - Michigan**  
**Farms with Native Hawaiian or Other**  
**Pacific Islander Operators Compared**  
**with All Farms**

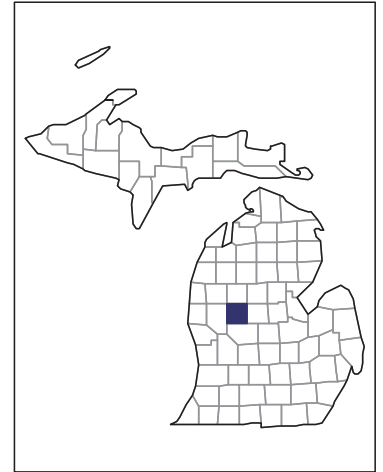


Data are not available at this geographic level for farms with Native Hawaiian or Other Pacific Islander Operators.



**2012 CENSUS OF AGRICULTURE**  
**RACE / ETHNICITY / GENDER PROFILE**

**Mecosta County - Michigan**  
**Farms with White Operators Compared**  
**with All Farms**



Data are not available at this geographic level for farms with White Operators.

