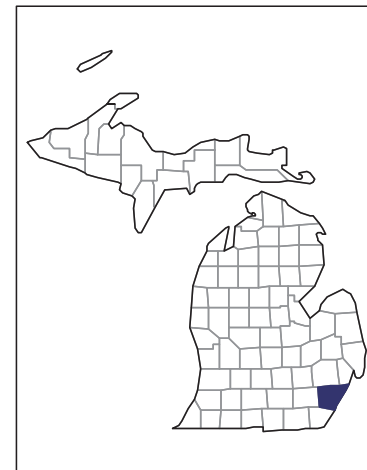


# 2012 CENSUS OF AGRICULTURE

## RACE / ETHNICITY / GENDER PROFILE

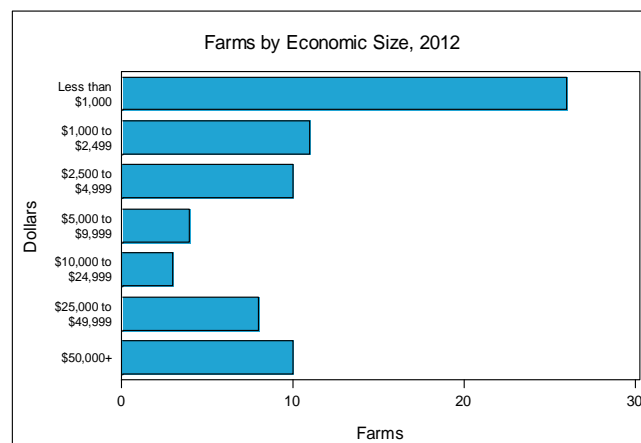
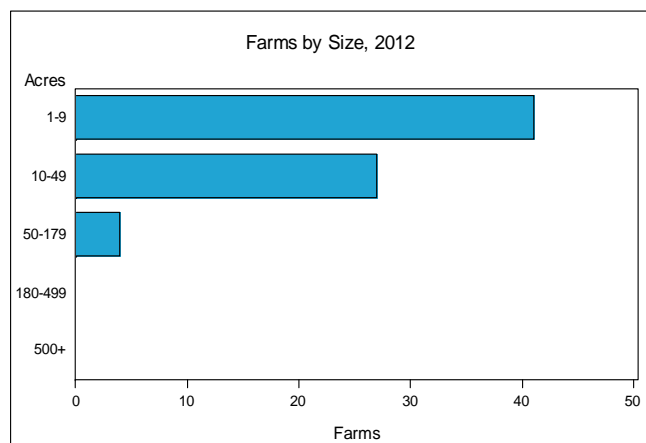
### Wayne County - Michigan Farms with Women Principal Operators Compared with All Farms



	Women Principal Operators	All Farms
Number of Farms	72	287
Land in Farms	1,161 acres	15,767 acres
Average Size of Farm	16 acres	55 acres
Market Value of Products Sold	\$1,659,000	\$26,535,000
Crop Sales	\$1,375,000	\$26,059,000
Livestock Sales	\$285,000	\$476,000
Average Per Farm	\$23,043	\$92,455
Government Payments	(D)	\$102,000
Average Per Farm Receiving Payments	(D)	\$3,767

See footnotes on reverse page.

#### Farms with Women Principal Operators



US Department of Agriculture  
National Agricultural Statistics Service

[www.agcensus.usda.gov](http://www.agcensus.usda.gov)

# 2012 CENSUS OF AGRICULTURE

## RACE / ETHNICITY / GENDER PROFILE

### Wayne County - Michigan Farms with Women Principal Operators

#### Selected Highlights

Item	Farms	Quantity
<b>MARKET VALUE OF AGRICULTURAL PRODUCTS SOLD (\$1,000)</b>		
Total value of agricultural products sold	72	1,659
Value of crops including nursery and greenhouse	33	1,375
Value of livestock, poultry, and their products	22	285
<b>VALUE OF SALES BY COMMODITY GROUP (\$1,000)</b>		
Grains, oilseeds, dry beans, and dry peas	7	151
Tobacco	-	-
Cotton and cottonseed	-	-
Vegetables, melons, potatoes and sweet potatoes	16	(D)
Fruits, tree nuts, and berries	1	(D)
Nursery, greenhouse, floriculture, and sod	23	1,081
Cut Christmas trees and short rotation woody crops	-	-
Other crops and hay	-	-
Poultry and eggs	11	(D)
Cattle and calves	4	8
Milk from cows	-	-
Hogs and pigs	4	2
Sheep, goats, wool, mohair, and milk	8	22
Horses, ponies, mules, burros, and donkeys	6	12
Aquaculture	2	(D)
Other animals and other animal products	13	(D)
<b>TOP CROP ITEMS (acres)</b>		
Soybeans for beans	5	246
Forage, all	6	80
Corn for grain	4	71
Winter wheat for grain	2	(D)
Floriculture and bedding crops	8	27
<b>TOP LIVESTOCK INVENTORY ITEMS (number)</b>		
Turkeys	2	(D)
Horses and ponies	38	609
Layers	17	401
Sheep and lambs	8	320
Pullets for laying flock replacement	7	174

#### Operator Characteristics

Item	Quantity
Primary occupation:	
Farming	61
Other	11
Days worked off farm:	
None	33
Any	39
Years on present farm:	
2 years or less	4
3 to 4 years	13
5 to 9 years	8
10 years or more	47
Age group:	
Under 35 years	14
35 to 44 years	9
45 to 64 years	33
65 years and over	16
Average age of principal operator (years)	52.6

#### Economic Characteristics

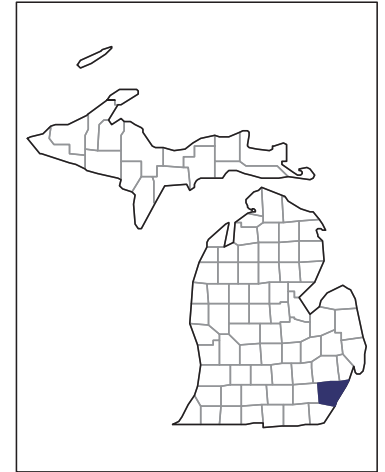
Item	Quantity
Farms by value of sales:	
Less than \$1,000	26
\$1,000 to \$2,499	11
\$2,500 to \$4,999	10
\$5,000 to \$9,999	4
\$10,000 to \$49,999	11
\$50,000 to \$99,999	8
\$100,000 to \$249,999	1
\$250,000 to \$499,999	-
\$500,000 or more	1
Total farm production expenses (\$1,000)	3,117
Average per farm (\$)	43,296
Net cash farm income of operation (\$1,000)	-973
Average per farm (\$)	-13,513
Value of agricultural products sold directly to individuals for human consumption (\$1,000)	198
Total organic product sales (\$1,000)	-
Total income from farm-related sources, gross before taxes and expenses (\$1,000)	485

See "Census of Agriculture, Volume 1, Geographic Area Series" for complete footnotes, explanations, definitions, and methodology.

- Represents zero. (D) Withheld to avoid disclosing data for individual operations.

**2012 CENSUS OF AGRICULTURE**  
**RACE / ETHNICITY / GENDER PROFILE**

**Wayne County - Michigan**  
**Farms with Spanish, Hispanic, or**  
**Latino Operators Compared with All**  
**Farms**



Data are not available at this geographic level for farms with Spanish, Hispanic, or Latino Operators.



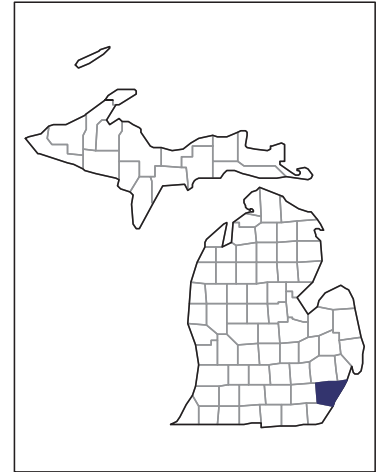
US Department of Agriculture  
National Agricultural Statistics Service

[www.agcensus.usda.gov](http://www.agcensus.usda.gov)



**2012 CENSUS OF AGRICULTURE**  
**RACE / ETHNICITY / GENDER PROFILE**

**Wayne County - Michigan**  
**Farms with American Indian or Alaska**  
**Native Operators Compared with All**  
**Farms**



Data are not available at this geographic level for farms with American Indian or Alaska Native Operators.



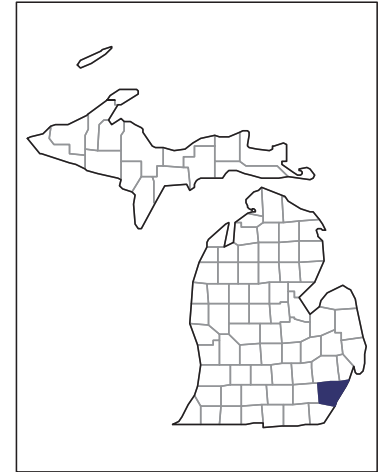
US Department of Agriculture  
National Agricultural Statistics Service

[www.agcensus.usda.gov](http://www.agcensus.usda.gov)





## Wayne County - Michigan Farms with Asian Operators Compared with All Farms



Data are not available at this geographic level for farms with Asian Operators.



US Department of Agriculture  
National Agricultural Statistics Service

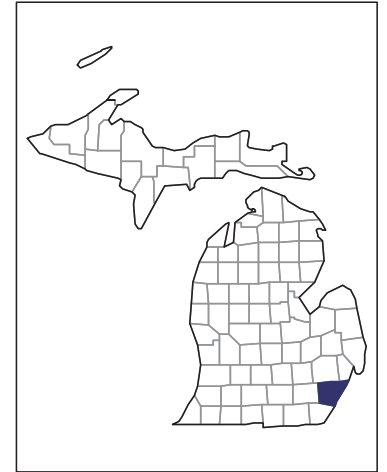
[www.agcensus.usda.gov](http://www.agcensus.usda.gov)





**2012 CENSUS OF AGRICULTURE**  
**RACE / ETHNICITY / GENDER PROFILE**

**Wayne County - Michigan**  
**Farms with Black or African American**  
**Operators Compared with All Farms**



Data are not available at this geographic level for farms with Black or African American Operators.



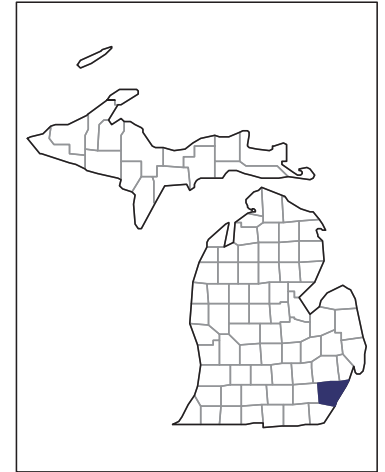
US Department of Agriculture  
National Agricultural Statistics Service

[www.agcensus.usda.gov](http://www.agcensus.usda.gov)



**2012 CENSUS OF AGRICULTURE**  
**RACE / ETHNICITY / GENDER PROFILE**

**Wayne County - Michigan**  
**Farms with Native Hawaiian or Other**  
**Pacific Islander Operators Compared**  
**with All Farms**



Data are not available at this geographic level for farms with Native Hawaiian or Other Pacific Islander Operators.



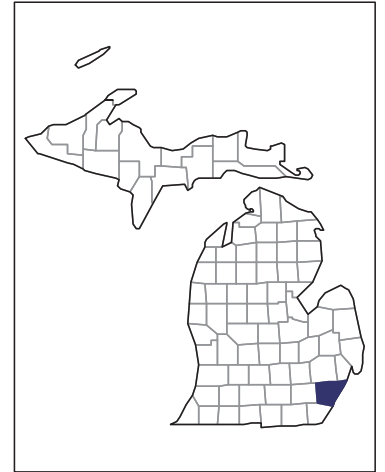
US Department of Agriculture  
National Agricultural Statistics Service

[www.agcensus.usda.gov](http://www.agcensus.usda.gov)





## Wayne County - Michigan Farms with White Operators Compared with All Farms



Data are not available at this geographic level for farms with White Operators.



US Department of Agriculture  
National Agricultural Statistics Service

[www.agcensus.usda.gov](http://www.agcensus.usda.gov)

