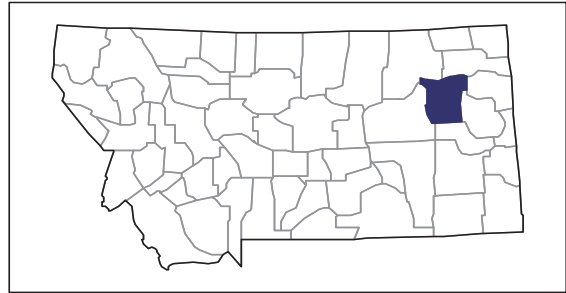


2012 CENSUS OF AGRICULTURE

RACE / ETHNICITY / GENDER PROFILE

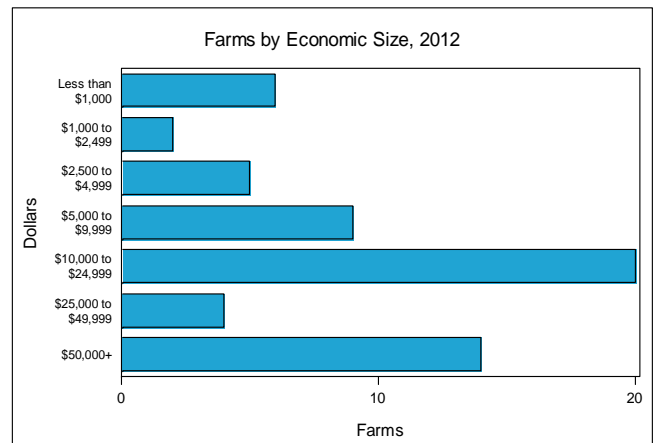
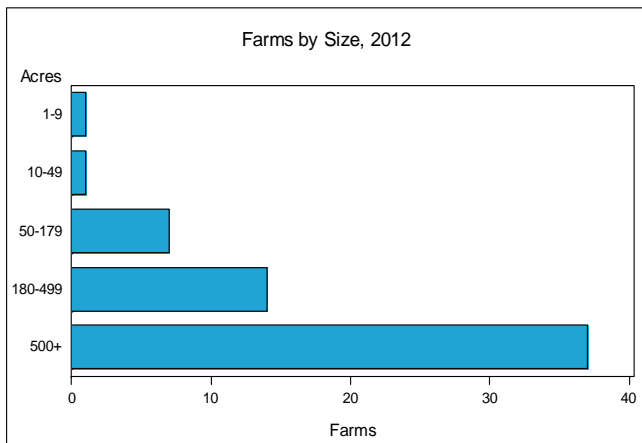



McCone County - Montana Farms with Women Principal Operators Compared with All Farms

	Women Principal Operators	All Farms
Number of Farms	60	489
Land in Farms	85,451 acres	1,371,908 acres
Average Size of Farm	1,424 acres	2,806 acres
Market Value of Products Sold	\$3,452,000	\$102,227,000
Crop Sales	\$2,596,000	\$77,755,000
Livestock Sales	\$856,000	\$24,473,000
Average Per Farm	\$57,532	\$209,054
Government Payments	\$790,000	\$7,765,000
Average Per Farm Receiving Payments	\$16,130	\$18,984

See footnotes on reverse page.

Farms with Women Principal Operators





2012 CENSUS OF AGRICULTURE
RACE / ETHNICITY / GENDER PROFILE

McCone County - Montana Farms with Women Principal Operators

Selected Highlights

Item	Farms	Quantity
MARKET VALUE OF AGRICULTURAL PRODUCTS SOLD (\$1,000)		
Total value of agricultural products sold	60	3,452
Value of crops including nursery and greenhouse	13	2,596
Value of livestock, poultry, and their products	16	856
VALUE OF SALES BY COMMODITY GROUP (\$1,000)		
Grains, oilseeds, dry beans, and dry peas	9	(D)
Tobacco	-	-
Cotton and cottonseed	-	-
Vegetables, melons, potatoes and sweet potatoes	-	-
Fruits, tree nuts, and berries	-	-
Nursery, greenhouse, floriculture, and sod	-	-
Cut Christmas trees and short rotation woody crops	-	-
Other crops and hay	6	(D)
Poultry and eggs	-	-
Cattle and calves	11	828
Milk from cows	-	-
Hogs and pigs	-	-
Sheep, goats, wool, mohair, and milk	4	(D)
Horses, ponies, mules, burros, and donkeys	2	(D)
Aquaculture	-	-
Other animals and other animal products	-	-
TOP CROP ITEMS (acres)		
Spring wheat for grain	8	8,587
Forage, all	7	2,438
Winter wheat for grain	5	2,293
Dry edible peas	4	540
Barley for grain	2	(D)
TOP LIVESTOCK INVENTORY ITEMS (number)		
Cattle and calves	10	1,105
Sheep and lambs	4	305
Horses and ponies	14	47
Layers	3	16
Turkeys	1	(D)

Operator Characteristics

Item	Quantity
Primary occupation:	
Farming	25
Other	35
Days worked off farm:	
None	34
Any	26
Years on present farm:	
2 years or less	1
3 to 4 years	4
5 to 9 years	9
10 years or more	46
Age group:	
Under 35 years	3
35 to 44 years	8
45 to 64 years	25
65 years and over	24
Average age of principal operator (years)	59.1

Economic Characteristics

Item	Quantity
Farms by value of sales:	
Less than \$1,000	37
\$1,000 to \$2,499	-
\$2,500 to \$4,999	2
\$5,000 to \$9,999	5
\$10,000 to \$49,999	4
\$50,000 to \$99,999	3
\$100,000 to \$249,999	3
\$250,000 to \$499,999	5
\$500,000 or more	1
Total farm production expenses (\$1,000)	3,390
Average per farm (\$)	56,495
Net cash farm income of operation (\$1,000)	1,087
Average per farm (\$)	18,113
Value of agricultural products sold directly to individuals for human consumption (\$1,000)	-
Total organic product sales (\$1,000)	-
Total income from farm-related sources, gross before taxes and expenses (\$1,000)	234

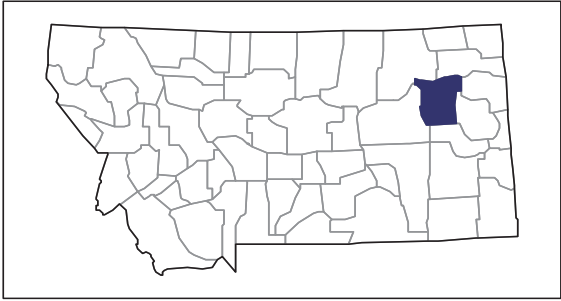
See "Census of Agriculture, Volume 1, Geographic Area Series" for complete footnotes, explanations, definitions, and methodology.

- Represents zero. (D) Withheld to avoid disclosing data for individual operations.

2012 CENSUS OF AGRICULTURE

RACE / ETHNICITY / GENDER PROFILE

McCone County - Montana Farms with Spanish, Hispanic, or Latino Operators Compared with All Farms

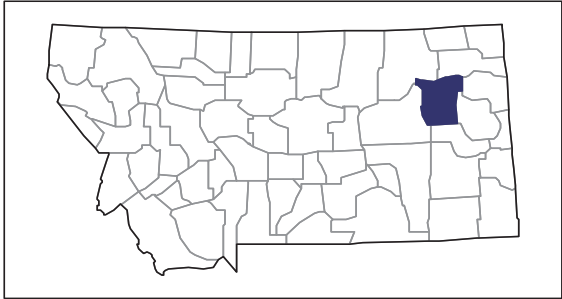


Data are not available at this geographic level for farms with Spanish, Hispanic, or Latino Operators.

2012 CENSUS OF AGRICULTURE

RACE / ETHNICITY / GENDER PROFILE

McCone County - Montana Farms with American Indian or Alaska Native Operators Compared with All Farms

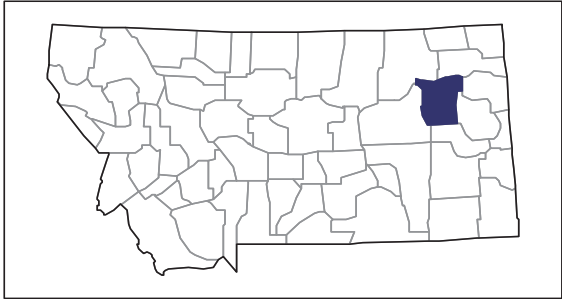


Data are not available at this geographic level for farms with American Indian or Alaska Native Operators.

2012 CENSUS OF AGRICULTURE

RACE / ETHNICITY / GENDER PROFILE

McCone County - Montana Farms with Asian Operators Compared with All Farms

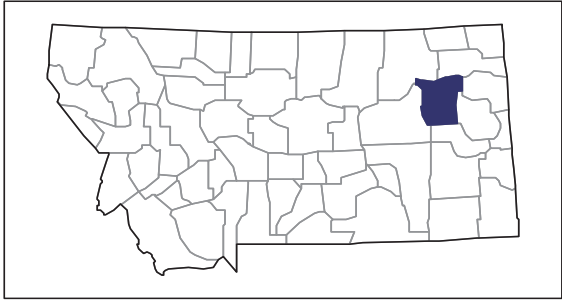


Data are not available at this geographic level for farms with Asian Operators.

2012 CENSUS OF AGRICULTURE

RACE / ETHNICITY / GENDER PROFILE

McCone County - Montana Farms with Black or African American Operators Compared with All Farms



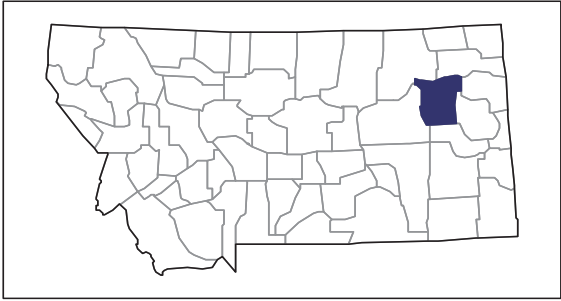
Data are not available at this geographic level for farms with Black or African American Operators.



2012 CENSUS OF AGRICULTURE

RACE / ETHNICITY / GENDER PROFILE

McCone County - Montana Farms with Native Hawaiian or Other Pacific Islander Operators Compared with All Farms

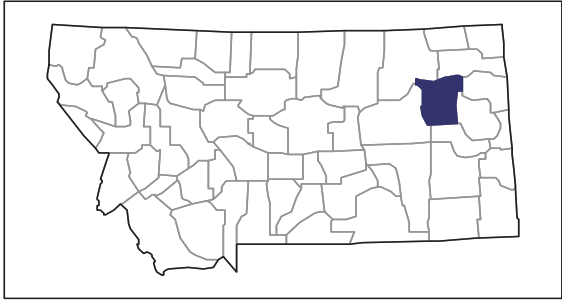


Data are not available at this geographic level for farms with Native Hawaiian or Other Pacific Islander Operators.

2012 CENSUS OF AGRICULTURE

RACE / ETHNICITY / GENDER PROFILE

McCone County - Montana Farms with White Operators Compared with All Farms



Data are not available at this geographic level for farms with White Operators.

