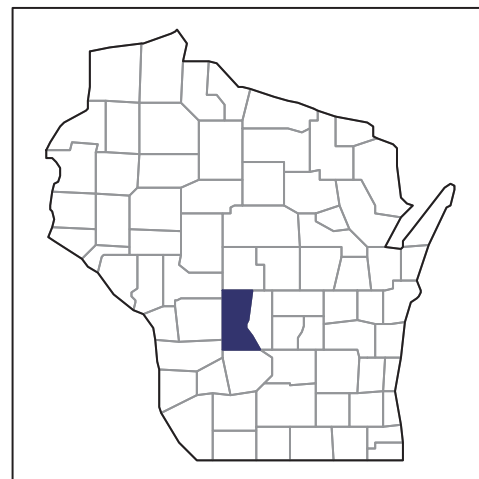


# 2012 CENSUS OF AGRICULTURE

## RACE / ETHNICITY / GENDER PROFILE

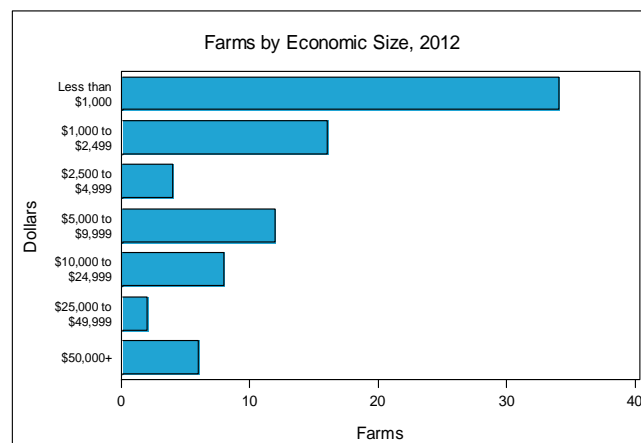
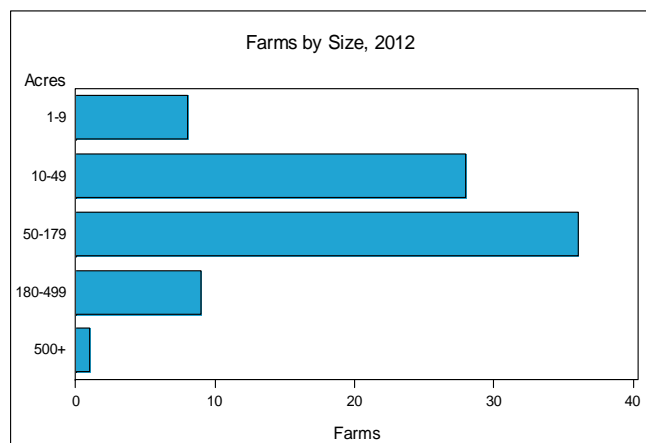
### Juneau County - Wisconsin Farms with Women Principal Operators Compared with All Farms



	Women Principal Operators	All Farms
<b>Number of Farms</b>	82	827
<b>Land in Farms</b>	7,497 acres	180,039 acres
<b>Average Size of Farm</b>	91 acres	218 acres
<b>Market Value of Products Sold</b>	\$1,054,000	\$124,770,000
Crop Sales	\$675,000	\$77,954,000
Livestock Sales	\$379,000	\$46,816,000
Average Per Farm	\$12,852	\$150,871
<b>Government Payments</b>	\$99,000	\$2,210,000
Average Per Farm Receiving Payments	\$2,292	\$4,732


See footnotes on reverse page.

#### Farms with Women Principal Operators



US Department of Agriculture  
National Agricultural Statistics Service

[www.agcensus.usda.gov](http://www.agcensus.usda.gov)



## Juneau County - Wisconsin Farms with Women Principal Operators

### Selected Highlights

Item	Farms	Quantity
<b>MARKET VALUE OF AGRICULTURAL PRODUCTS SOLD (\$1,000)</b>		
Total value of agricultural products sold	82	1,054
Value of crops including nursery and greenhouse	26	675
Value of livestock, poultry, and their products	25	379
<b>VALUE OF SALES BY COMMODITY GROUP (\$1,000)</b>		
Grains, oilseeds, dry beans, and dry peas	11	459
Tobacco	-	-
Cotton and cottonseed	-	-
Vegetables, melons, potatoes and sweet potatoes	4	50
Fruits, tree nuts, and berries	3	6
Nursery, greenhouse, floriculture, and sod	2	(D)
Cut Christmas trees and short rotation woody crops	-	-
Other crops and hay	17	(D)
Poultry and eggs	4	2
Cattle and calves	17	(D)
Milk from cows	-	-
Hogs and pigs	6	(D)
Sheep, goats, wool, mohair, and milk	4	(D)
Horses, ponies, mules, burros, and donkeys	3	7
Aquaculture	-	-
Other animals and other animal products	2	(D)
<b>TOP CROP ITEMS (acres)</b>		
Forage, all	39	1,114
Corn for grain	10	735
Soybeans for beans	3	386
Corn for silage	4	66
Oats for grain	3	38
<b>TOP LIVESTOCK INVENTORY ITEMS (number)</b>		
Goats, all	5	(D)
Cattle and calves	27	340
Layers	26	322
Horses and ponies	30	165
Broilers and other meat-type chickens	1	(D)

### Operator Characteristics

Item	Quantity
Primary occupation:	
Farming	15
Other	67
Days worked off farm:	
None	27
Any	55
Years on present farm:	
2 years or less	4
3 to 4 years	1
5 to 9 years	10
10 years or more	67
Age group:	
Under 35 years	-
35 to 44 years	13
45 to 64 years	40
65 years and over	29
Average age of principal operator (years)	60.2

### Economic Characteristics

Item	Quantity
Farms by value of sales:	
Less than \$1,000	53
\$1,000 to \$2,499	3
\$2,500 to \$4,999	3
\$5,000 to \$9,999	8
\$10,000 to \$49,999	9
\$50,000 to \$99,999	2
\$100,000 to \$249,999	4
\$250,000 to \$499,999	-
\$500,000 or more	-
Total farm production expenses (\$1,000)	1,185
Average per farm (\$)	14,448
Net cash farm income of operation (\$1,000)	98
Average per farm (\$)	1,200
Value of agricultural products sold directly to individuals for human consumption (\$1,000)	12
Total organic product sales (\$1,000)	-
Total income from farm-related sources, gross before taxes and expenses (\$1,000)	131

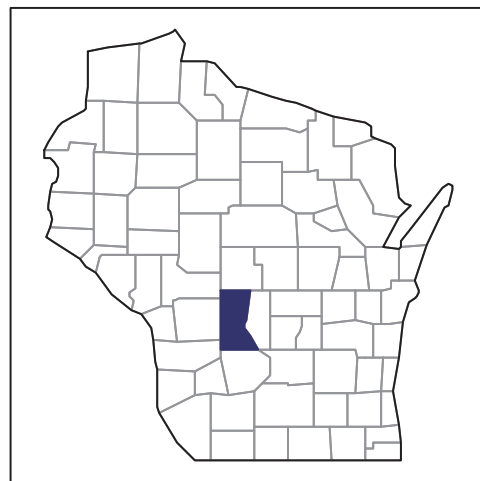
See "Census of Agriculture, Volume 1, Geographic Area Series" for complete footnotes, explanations, definitions, and methodology.

- Represents zero. (D) Withheld to avoid disclosing data for individual operations.

# 2012 CENSUS OF AGRICULTURE

## RACE / ETHNICITY / GENDER PROFILE

### Juneau County - Wisconsin Farms with Spanish, Hispanic, or Latino Operators Compared with All Farms



Data are not available at this geographic level for farms with Spanish, Hispanic, or Latino Operators.



US Department of Agriculture  
National Agricultural Statistics Service

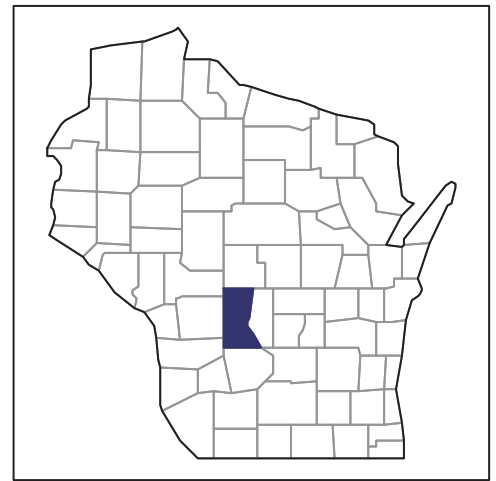
[www.agcensus.usda.gov](http://www.agcensus.usda.gov)



# 2012 CENSUS OF AGRICULTURE

## RACE / ETHNICITY / GENDER PROFILE

### Juneau County - Wisconsin Farms with American Indian or Alaska Native Operators Compared with All Farms



Data are not available at this geographic level for farms with American Indian or Alaska Native Operators.



US Department of Agriculture  
National Agricultural Statistics Service

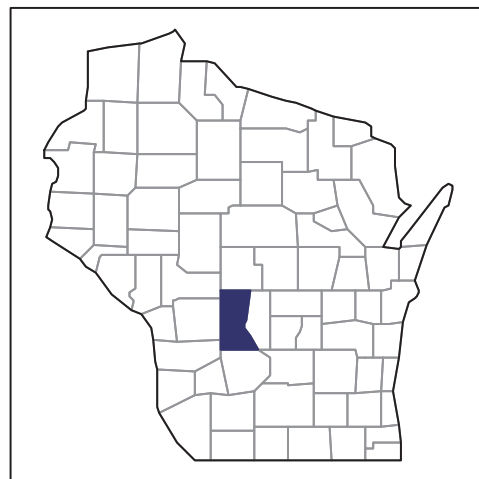
[www.agcensus.usda.gov](http://www.agcensus.usda.gov)





## RACE / ETHNICITY / GENDER PROFILE

### Juneau County - Wisconsin Farms with Asian Operators Compared with All Farms



Data are not available at this geographic level for farms with Asian Operators.



US Department of Agriculture  
National Agricultural Statistics Service

[www.agcensus.usda.gov](http://www.agcensus.usda.gov)

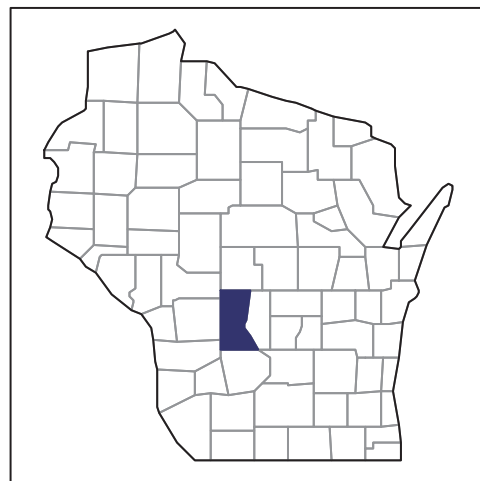






## **RACE / ETHNICITY / GENDER PROFILE**

### **Juneau County - Wisconsin Farms with Black or African American Operators Compared with All Farms**



Data are not available at this geographic level for farms with Black or African American Operators.



US Department of Agriculture  
National Agricultural Statistics Service

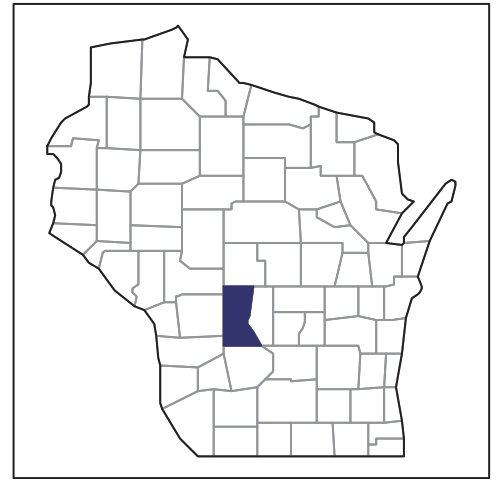
[www.agcensus.usda.gov](http://www.agcensus.usda.gov)



# 2012 CENSUS OF AGRICULTURE

## RACE / ETHNICITY / GENDER PROFILE

### Juneau County - Wisconsin Farms with Native Hawaiian or Other Pacific Islander Operators Compared with All Farms



Data are not available at this geographic level for farms with Native Hawaiian or Other Pacific Islander Operators.



US Department of Agriculture  
National Agricultural Statistics Service

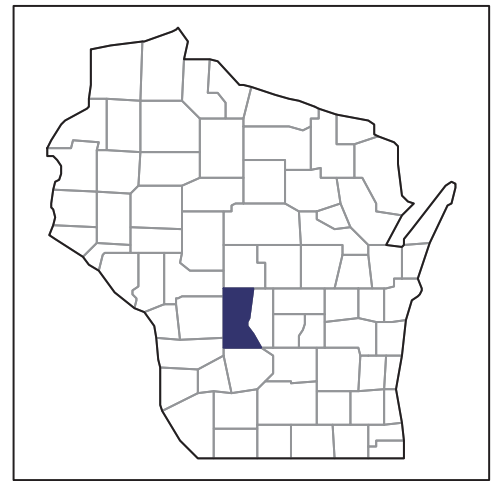
[www.agcensus.usda.gov](http://www.agcensus.usda.gov)





## RACE / ETHNICITY / GENDER PROFILE

### Juneau County - Wisconsin Farms with White Operators Compared with All Farms



Data are not available at this geographic level for farms with White Operators.



US Department of Agriculture  
National Agricultural Statistics Service

[www.agcensus.usda.gov](http://www.agcensus.usda.gov)

