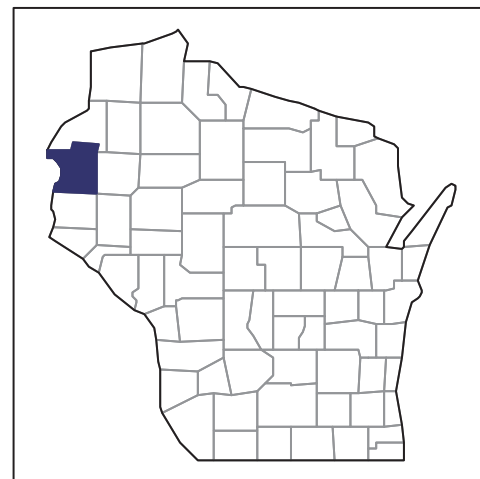


2012 CENSUS OF AGRICULTURE

RACE / ETHNICITY / GENDER PROFILE

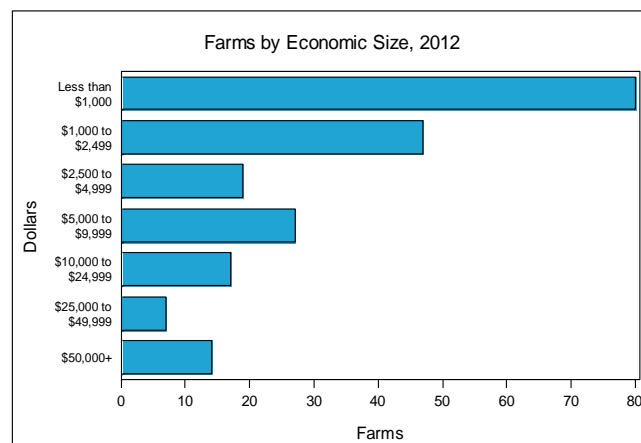
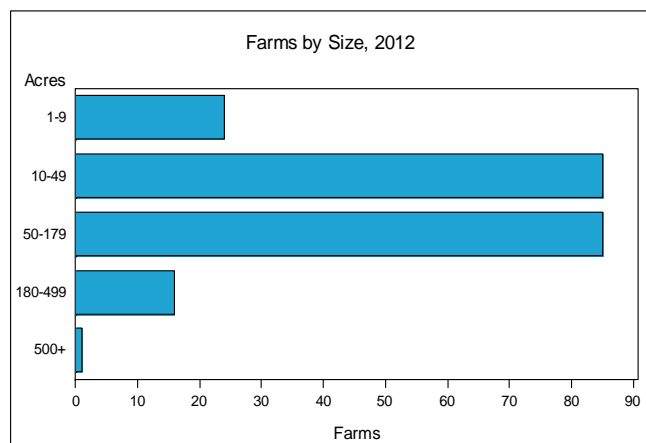


Polk County - Wisconsin Farms with Women Principal Operators Compared with All Farms

	Women Principal Operators	All Farms
Number of Farms	211	1,313
Land in Farms	15,231 acres	255,917 acres
Average Size of Farm	72 acres	195 acres
Market Value of Products Sold	\$2,180,000	\$167,032,000
Crop Sales	\$1,658,000	\$67,623,000
Livestock Sales	\$523,000	\$99,409,000
Average Per Farm	\$10,334	\$127,214
Government Payments	\$163,000	\$3,252,000
Average Per Farm Receiving Payments	\$2,264	\$4,861


See footnotes on reverse page.

Farms with Women Principal Operators



US Department of Agriculture
National Agricultural Statistics Service

www.agcensus.usda.gov



Polk County - Wisconsin Farms with Women Principal Operators

Selected Highlights

Item	Farms	Quantity
MARKET VALUE OF AGRICULTURAL PRODUCTS SOLD (\$1,000)		
Total value of agricultural products sold	211	2,180
Value of crops including nursery and greenhouse	77	1,658
Value of livestock, poultry, and their products	67	523
VALUE OF SALES BY COMMODITY GROUP (\$1,000)		
Grains, oilseeds, dry beans, and dry peas	28	963
Tobacco	-	-
Cotton and cottonseed	-	-
Vegetables, melons, potatoes and sweet potatoes	9	54
Fruits, tree nuts, and berries	6	14
Nursery, greenhouse, floriculture, and sod	14	545
Cut Christmas trees and short rotation woody crops	-	-
Other crops and hay	34	82
Poultry and eggs	28	35
Cattle and calves	27	150
Milk from cows	2	(D)
Hogs and pigs	7	5
Sheep, goats, wool, mohair, and milk	19	113
Horses, ponies, mules, burros, and donkeys	12	(D)
Aquaculture	-	-
Other animals and other animal products	7	1
TOP CROP ITEMS (acres)		
Forage, all	57	1,468
Corn for grain	24	881
Soybeans for beans	17	759
Corn for silage	5	75
Nursery stock crops	4	26
TOP LIVESTOCK INVENTORY ITEMS (number)		
Layers	41	1,282
Pullets for laying flock replacement	4	674
Cattle and calves	36	646
Sheep and lambs	22	630
Horses and ponies	66	556

Operator Characteristics

Item	Quantity
Primary occupation:	
Farming	72
Other	139
Days worked off farm:	
None	80
Any	131
Years on present farm:	
2 years or less	8
3 to 4 years	10
5 to 9 years	36
10 years or more	157
Age group:	
Under 35 years	13
35 to 44 years	19
45 to 64 years	114
65 years and over	65
Average age of principal operator (years)	58.3

Economic Characteristics

Item	Quantity
Farms by value of sales:	
Less than \$1,000	103
\$1,000 to \$2,499	34
\$2,500 to \$4,999	18
\$5,000 to \$9,999	21
\$10,000 to \$49,999	21
\$50,000 to \$99,999	8
\$100,000 to \$249,999	6
\$250,000 to \$499,999	-
\$500,000 or more	-
Total farm production expenses (\$1,000)	3,252
Average per farm (\$)	15,414
Net cash farm income of operation (\$1,000)	361
Average per farm (\$)	1,709
Value of agricultural products sold directly to individuals for human consumption (\$1,000)	73
Total organic product sales (\$1,000)	-
Total income from farm-related sources, gross before taxes and expenses (\$1,000)	1,270

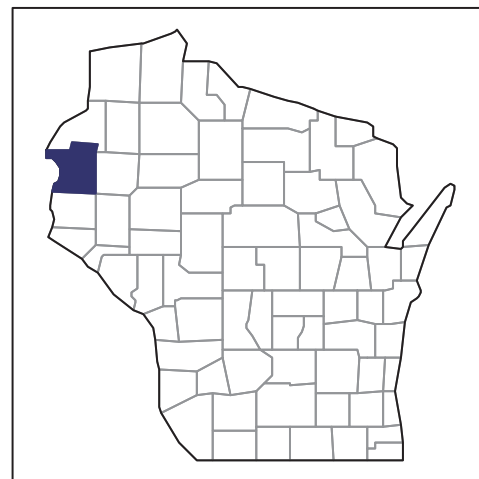
See "Census of Agriculture, Volume 1, Geographic Area Series" for complete footnotes, explanations, definitions, and methodology.

- Represents zero. (D) Withheld to avoid disclosing data for individual operations.



RACE / ETHNICITY / GENDER PROFILE

Polk County - Wisconsin Farms with Spanish, Hispanic, or Latino Operators Compared with All Farms



Data are not available at this geographic level for farms with Spanish, Hispanic, or Latino Operators.



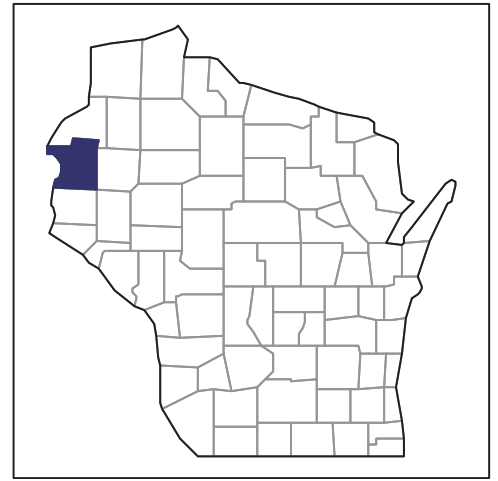
US Department of Agriculture
National Agricultural Statistics Service

www.agcensus.usda.gov



RACE / ETHNICITY / GENDER PROFILE

Polk County - Wisconsin Farms with American Indian or Alaska Native Operators Compared with All Farms



Data are not available at this geographic level for farms with American Indian or Alaska Native Operators.



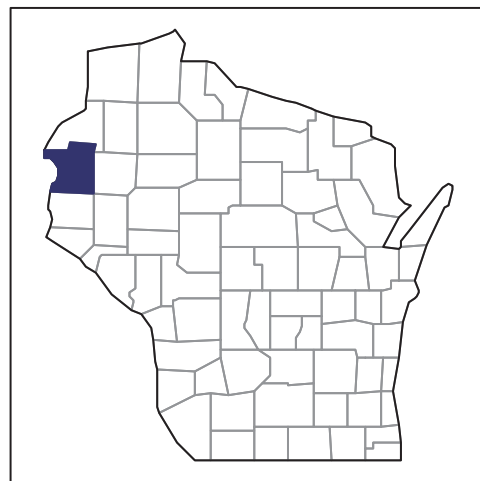
US Department of Agriculture
National Agricultural Statistics Service

www.agcensus.usda.gov



RACE / ETHNICITY / GENDER PROFILE

Polk County - Wisconsin Farms with Asian Operators Compared with All Farms



Data are not available at this geographic level for farms with Asian Operators.



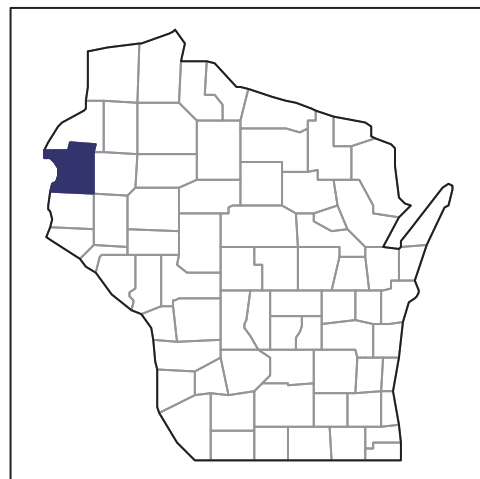
US Department of Agriculture
National Agricultural Statistics Service

www.agcensus.usda.gov



RACE / ETHNICITY / GENDER PROFILE

Polk County - Wisconsin Farms with Black or African American Operators Compared with All Farms



Data are not available at this geographic level for farms with Black or African American Operators.



US Department of Agriculture
National Agricultural Statistics Service

www.agcensus.usda.gov



RACE / ETHNICITY / GENDER PROFILE

Polk County - Wisconsin Farms with Native Hawaiian or Other Pacific Islander Operators Compared with All Farms



Data are not available at this geographic level for farms with Native Hawaiian or Other Pacific Islander Operators.



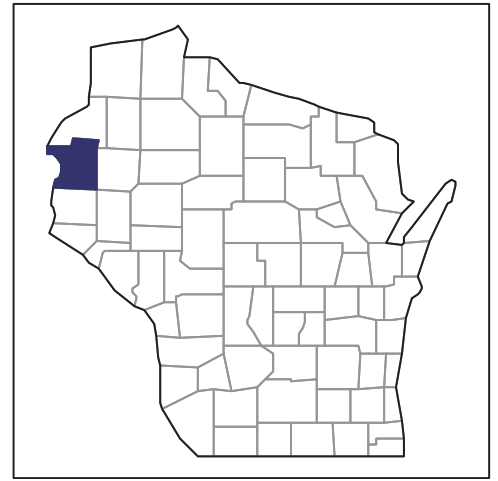
US Department of Agriculture
National Agricultural Statistics Service

www.agcensus.usda.gov



RACE / ETHNICITY / GENDER PROFILE

Polk County - Wisconsin Farms with White Operators Compared with All Farms



Data are not available at this geographic level for farms with White Operators.



US Department of Agriculture
National Agricultural Statistics Service

www.agcensus.usda.gov

