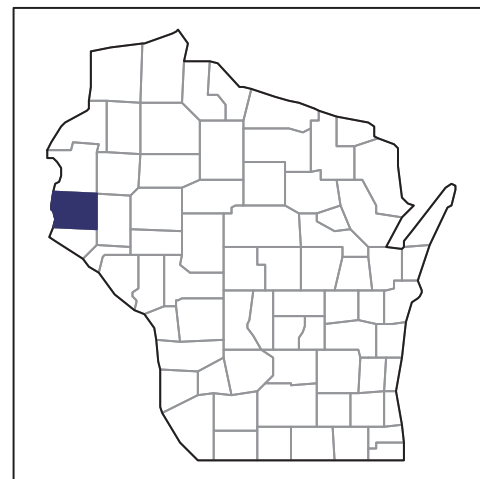


2012 CENSUS OF AGRICULTURE

RACE / ETHNICITY / GENDER PROFILE

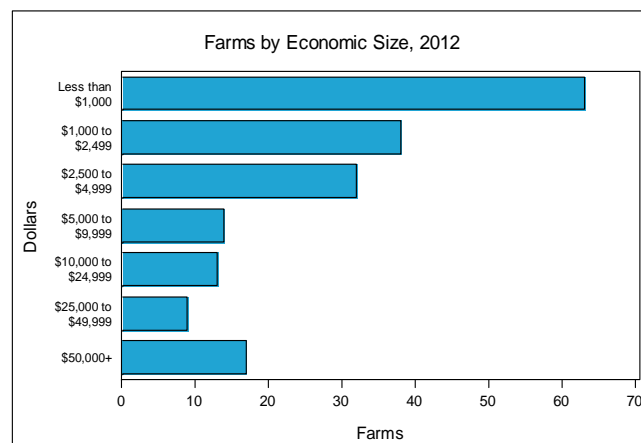
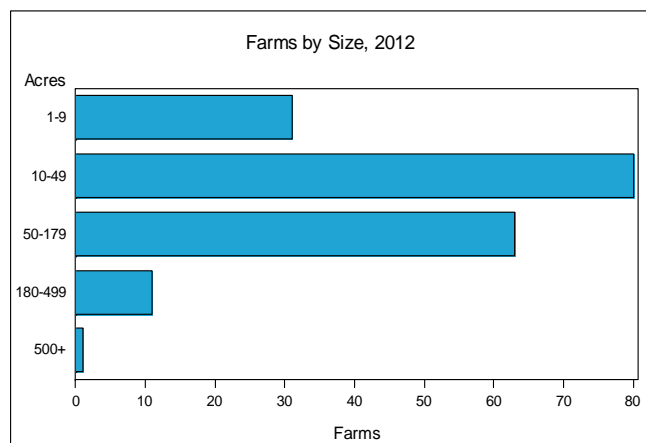


St. Croix County - Wisconsin Farms with Women Principal Operators Compared with All Farms

	Women Principal Operators	All Farms
Number of Farms	186	1,417
Land in Farms	11,960 acres	267,685 acres
Average Size of Farm	64 acres	189 acres
Market Value of Products Sold	\$2,557,000	\$214,322,000
Crop Sales	\$1,235,000	\$107,424,000
Livestock Sales	\$1,322,000	\$106,898,000
Average Per Farm	\$13,747	\$151,251
Government Payments	\$239,000	\$4,492,000
Average Per Farm Receiving Payments	\$3,101	\$5,322

See footnotes on reverse page.

Farms with Women Principal Operators



US Department of Agriculture
National Agricultural Statistics Service

www.agcensus.usda.gov

2012 CENSUS OF AGRICULTURE

RACE / ETHNICITY / GENDER PROFILE

St. Croix County - Wisconsin Farms with Women Principal Operators

Selected Highlights

Item	Farms	Quantity
MARKET VALUE OF AGRICULTURAL PRODUCTS SOLD (\$1,000)		
Total value of agricultural products sold	186	2,557
Value of crops including nursery and greenhouse	50	1,235
Value of livestock, poultry, and their products	71	1,322
VALUE OF SALES BY COMMODITY GROUP (\$1,000)		
Grains, oilseeds, dry beans, and dry peas	25	1,025
Tobacco	-	-
Cotton and cottonseed	-	-
Vegetables, melons, potatoes and sweet potatoes	4	40
Fruits, tree nuts, and berries	4	(D)
Nursery, greenhouse, floriculture, and sod	4	(D)
Cut Christmas trees and short rotation woody crops	-	-
Other crops and hay	20	88
Poultry and eggs	19	33
Cattle and calves	35	285
Milk from cows	5	715
Hogs and pigs	1	(D)
Sheep, goats, wool, mohair, and milk	17	(D)
Horses, ponies, mules, burros, and donkeys	11	252
Aquaculture	-	-
Other animals and other animal products	13	26
TOP CROP ITEMS (acres)		
Forage, all	61	1,365
Corn for grain	22	959
Soybeans for beans	3	294
Corn for silage	10	192
Oats for grain	3	70
TOP LIVESTOCK INVENTORY ITEMS (number)		
Broilers and other meat-type chickens	11	(D)
Cattle and calves	40	958
Layers	28	619
Horses and ponies	77	612
Sheep and lambs	22	257

Operator Characteristics

Item	Quantity
Primary occupation:	
Farming	52
Other	134
Days worked off farm:	
None	53
Any	133
Years on present farm:	
2 years or less	16
3 to 4 years	2
5 to 9 years	35
10 years or more	133
Age group:	
Under 35 years	9
35 to 44 years	32
45 to 64 years	104
65 years and over	41
Average age of principal operator (years)	55.8

Economic Characteristics

Item	Quantity
Farms by value of sales:	
Less than \$1,000	113
\$1,000 to \$2,499	16
\$2,500 to \$4,999	13
\$5,000 to \$9,999	9
\$10,000 to \$49,999	18
\$50,000 to \$99,999	8
\$100,000 to \$249,999	9
\$250,000 to \$499,999	-
\$500,000 or more	-
Total farm production expenses (\$1,000)	3,850
Average per farm (\$)	20,698
Net cash farm income of operation (\$1,000)	-286
Average per farm (\$)	-1,535
Value of agricultural products sold directly to individuals for human consumption (\$1,000)	48
Total organic product sales (\$1,000)	(D)
Total income from farm-related sources, gross before taxes and expenses (\$1,000)	769

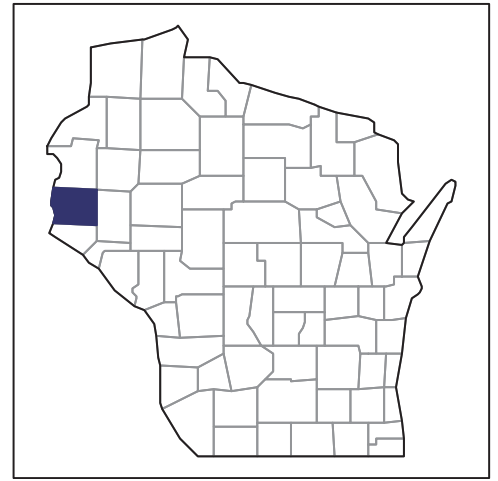
See "Census of Agriculture, Volume 1, Geographic Area Series" for complete footnotes, explanations, definitions, and methodology.

- Represents zero. (D) Withheld to avoid disclosing data for individual operations.

2012 CENSUS OF AGRICULTURE

RACE / ETHNICITY / GENDER PROFILE

St. Croix County - Wisconsin Farms with Spanish, Hispanic, or Latino Operators Compared with All Farms



Data are not available at this geographic level for farms with Spanish, Hispanic, or Latino Operators.



US Department of Agriculture
National Agricultural Statistics Service

www.agcensus.usda.gov

2012 CENSUS OF AGRICULTURE

RACE / ETHNICITY / GENDER PROFILE

St. Croix County - Wisconsin Farms with American Indian or Alaska Native Operators Compared with All Farms



Data are not available at this geographic level for farms with American Indian or Alaska Native Operators.



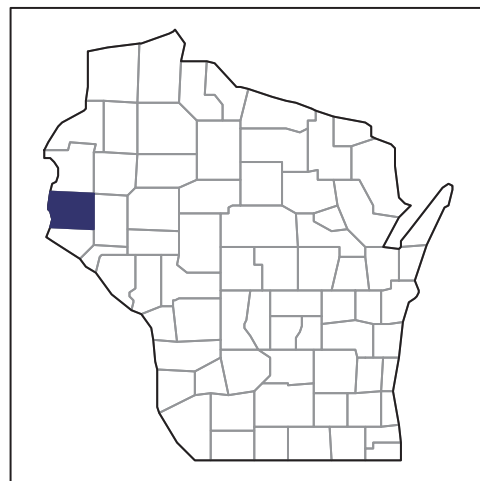
US Department of Agriculture
National Agricultural Statistics Service

www.agcensus.usda.gov



RACE / ETHNICITY / GENDER PROFILE

St. Croix County - Wisconsin Farms with Asian Operators Compared with All Farms



Data are not available at this geographic level for farms with Asian Operators.



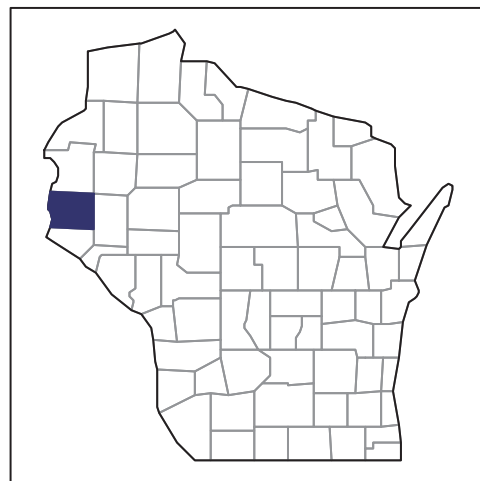
US Department of Agriculture
National Agricultural Statistics Service

www.agcensus.usda.gov



RACE / ETHNICITY / GENDER PROFILE

St. Croix County - Wisconsin Farms with Black or African American Operators Compared with All Farms



Data are not available at this geographic level for farms with Black or African American Operators.



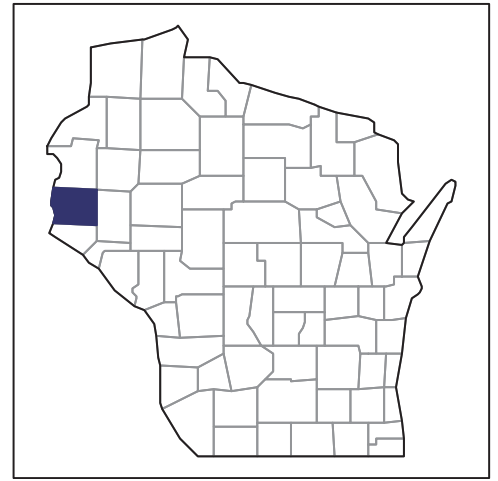
US Department of Agriculture
National Agricultural Statistics Service

www.agcensus.usda.gov

2012 CENSUS OF AGRICULTURE

RACE / ETHNICITY / GENDER PROFILE

St. Croix County - Wisconsin Farms with Native Hawaiian or Other Pacific Islander Operators Compared with All Farms



Data are not available at this geographic level for farms with Native Hawaiian or Other Pacific Islander Operators.



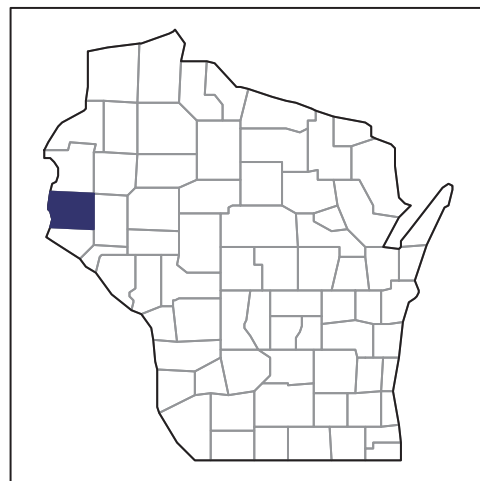
US Department of Agriculture
National Agricultural Statistics Service

www.agcensus.usda.gov



RACE / ETHNICITY / GENDER PROFILE

St. Croix County - Wisconsin Farms with White Operators Compared with All Farms



Data are not available at this geographic level for farms with White Operators.



US Department of Agriculture
National Agricultural Statistics Service

www.agcensus.usda.gov

