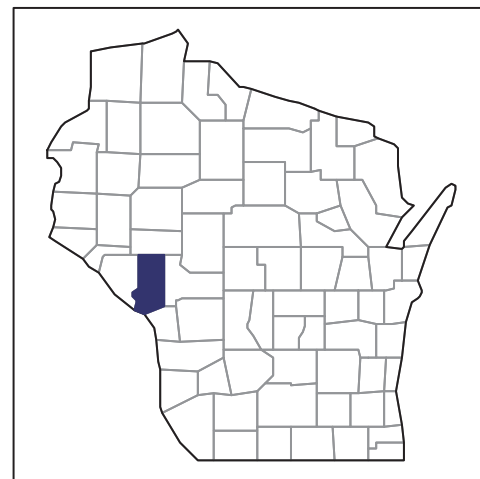


2012 CENSUS OF AGRICULTURE

RACE / ETHNICITY / GENDER PROFILE

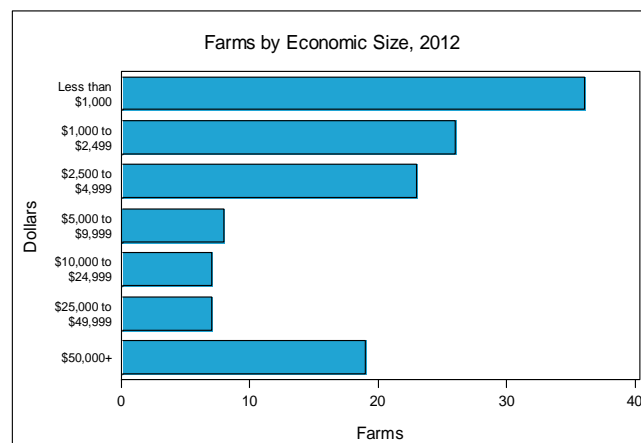
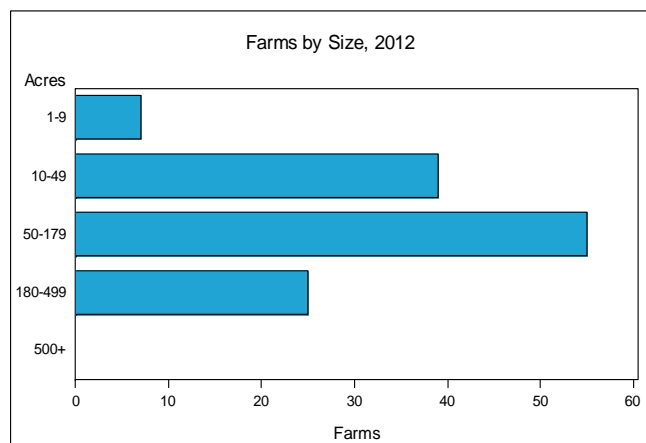


Trempealeau County - Wisconsin Farms with Women Principal Operators Compared with All Farms

	Women Principal Operators	All Farms
Number of Farms	126	1,436
Land in Farms	12,351 acres	323,157 acres
Average Size of Farm	98 acres	225 acres
Market Value of Products Sold	\$8,418,000	\$268,881,000
Crop Sales	\$912,000	\$87,598,000
Livestock Sales	\$7,507,000	\$181,284,000
Average Per Farm	\$66,813	\$187,243
Government Payments	\$228,000	\$4,772,000
Average Per Farm Receiving Payments	\$3,682	\$4,910

See footnotes on reverse page.

Farms with Women Principal Operators



US Department of Agriculture
National Agricultural Statistics Service

www.agcensus.usda.gov

2012 CENSUS OF AGRICULTURE

RACE / ETHNICITY / GENDER PROFILE

Trempealeau County - Wisconsin Farms with Women Principal Operators

Selected Highlights

Item	Farms	Quantity
MARKET VALUE OF AGRICULTURAL PRODUCTS SOLD (\$1,000)		
Total value of agricultural products sold	126	8,418
Value of crops including nursery and greenhouse	42	912
Value of livestock, poultry, and their products	48	7,507
VALUE OF SALES BY COMMODITY GROUP (\$1,000)		
Grains, oilseeds, dry beans, and dry peas	20	568
Tobacco	-	-
Cotton and cottonseed	-	-
Vegetables, melons, potatoes and sweet potatoes	2	(D)
Fruits, tree nuts, and berries	2	(D)
Nursery, greenhouse, floriculture, and sod	2	(D)
Cut Christmas trees and short rotation woody crops	-	-
Other crops and hay	23	125
Poultry and eggs	13	4,430
Cattle and calves	21	(D)
Milk from cows	11	1,214
Hogs and pigs	2	(D)
Sheep, goats, wool, mohair, and milk	9	(D)
Horses, ponies, mules, burros, and donkeys	14	93
Aquaculture	-	-
Other animals and other animal products	6	(D)
TOP CROP ITEMS (acres)		
Forage, all	38	1,095
Corn for grain	18	505
Soybeans for beans	10	358
Corn for silage	8	173
Apples	1	(D)
TOP LIVESTOCK INVENTORY ITEMS (number)		
Broilers and other meat-type chickens	3	295,000
Layers	13	(D)
Turkeys	2	(D)
Roosters	5	(D)
Cattle and calves	30	1,149

Operator Characteristics

Item	Quantity
Primary occupation:	
Farming	45
Other	81
Days worked off farm:	
None	40
Any	86
Years on present farm:	
2 years or less	2
3 to 4 years	-
5 to 9 years	16
10 years or more	108
Age group:	
Under 35 years	2
35 to 44 years	14
45 to 64 years	82
65 years and over	28
Average age of principal operator (years)	56.5

Economic Characteristics

Item	Quantity
Farms by value of sales:	
Less than \$1,000	66
\$1,000 to \$2,499	13
\$2,500 to \$4,999	10
\$5,000 to \$9,999	4
\$10,000 to \$49,999	14
\$50,000 to \$99,999	8
\$100,000 to \$249,999	3
\$250,000 to \$499,999	1
\$500,000 or more	7
Total farm production expenses (\$1,000)	8,053
Average per farm (\$)	63,910
Net cash farm income of operation (\$1,000)	979
Average per farm (\$)	7,768
Value of agricultural products sold directly to individuals for human consumption (\$1,000)	33
Total organic product sales (\$1,000)	(D)
Total income from farm-related sources, gross before taxes and expenses (\$1,000)	385

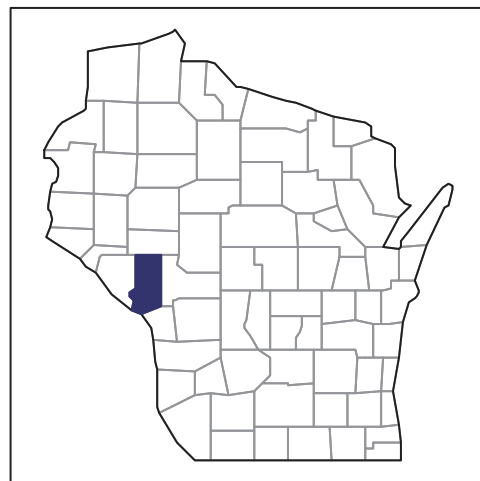
See "Census of Agriculture, Volume 1, Geographic Area Series" for complete footnotes, explanations, definitions, and methodology.

- Represents zero. (D) Withheld to avoid disclosing data for individual operations.

2012 CENSUS OF AGRICULTURE

RACE / ETHNICITY / GENDER PROFILE

Trempealeau County - Wisconsin Farms with Spanish, Hispanic, or Latino Operators Compared with All Farms



Data are not available at this geographic level for farms with Spanish, Hispanic, or Latino Operators.



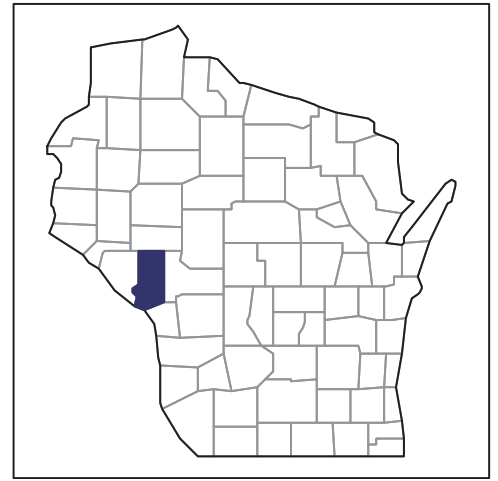
US Department of Agriculture
National Agricultural Statistics Service

www.agcensus.usda.gov

2012 CENSUS OF AGRICULTURE

RACE / ETHNICITY / GENDER PROFILE

Trempealeau County - Wisconsin Farms with American Indian or Alaska Native Operators Compared with All Farms



Data are not available at this geographic level for farms with American Indian or Alaska Native Operators.



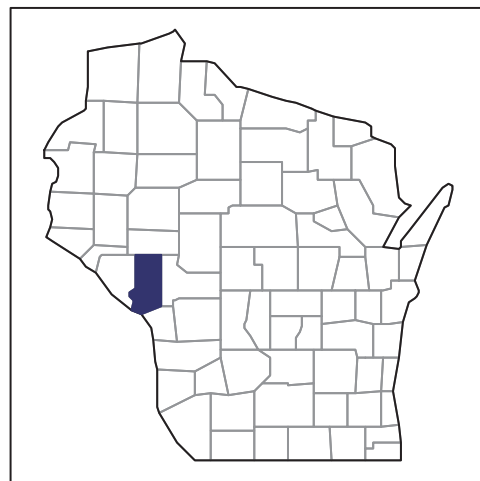
US Department of Agriculture
National Agricultural Statistics Service

www.agcensus.usda.gov



RACE / ETHNICITY / GENDER PROFILE

Trempealeau County - Wisconsin Farms with Asian Operators Compared with All Farms



Data are not available at this geographic level for farms with Asian Operators.



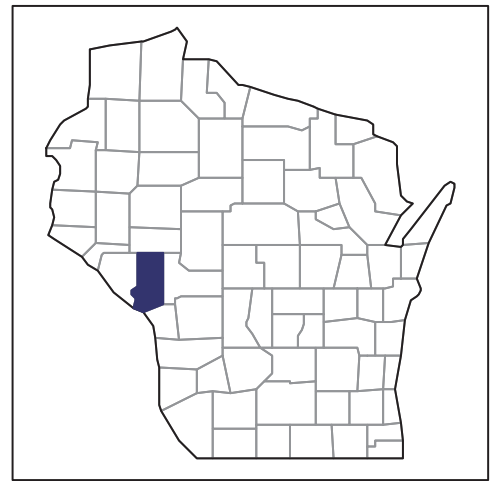
US Department of Agriculture
National Agricultural Statistics Service

www.agcensus.usda.gov



RACE / ETHNICITY / GENDER PROFILE

Trempealeau County - Wisconsin Farms with Black or African American Operators Compared with All Farms



Data are not available at this geographic level for farms with Black or African American Operators.



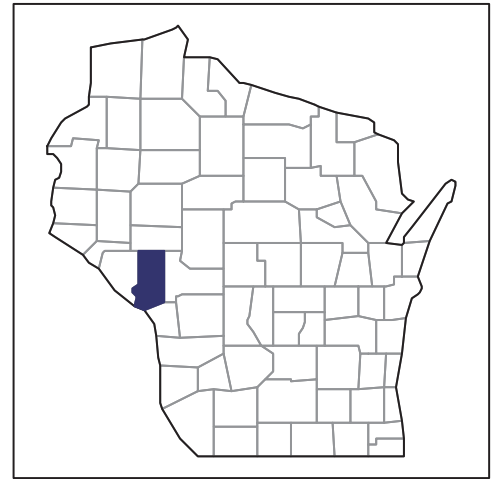
US Department of Agriculture
National Agricultural Statistics Service

www.agcensus.usda.gov

2012 CENSUS OF AGRICULTURE

RACE / ETHNICITY / GENDER PROFILE

Trempealeau County - Wisconsin Farms with Native Hawaiian or Other Pacific Islander Operators Compared with All Farms



Data are not available at this geographic level for farms with Native Hawaiian or Other Pacific Islander Operators.



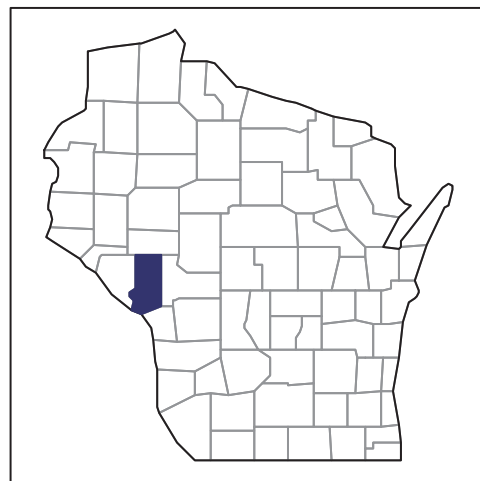
US Department of Agriculture
National Agricultural Statistics Service

www.agcensus.usda.gov



RACE / ETHNICITY / GENDER PROFILE

Trempealeau County - Wisconsin Farms with White Operators Compared with All Farms



Data are not available at this geographic level for farms with White Operators.



US Department of Agriculture
National Agricultural Statistics Service

www.agcensus.usda.gov

